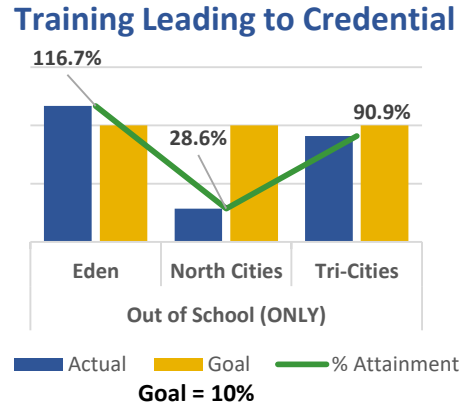
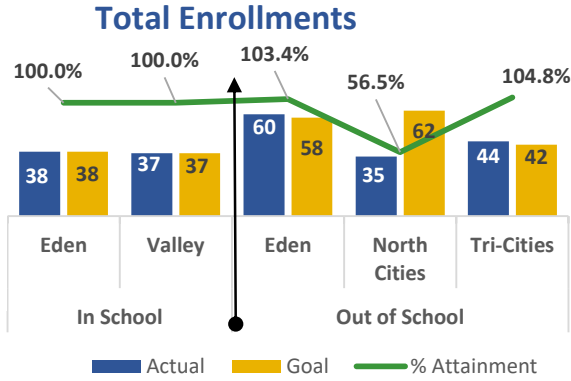
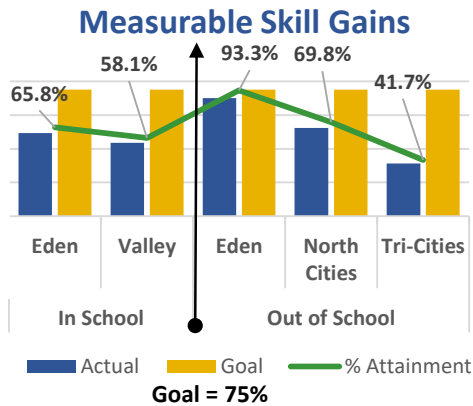
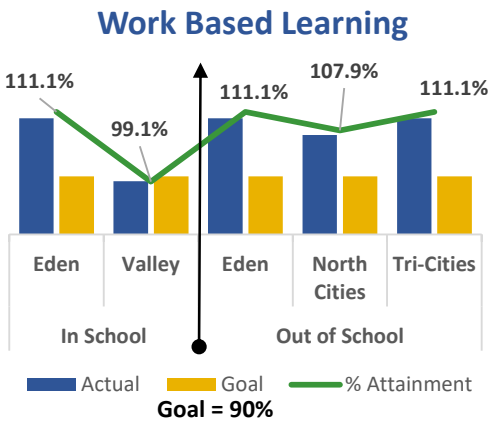
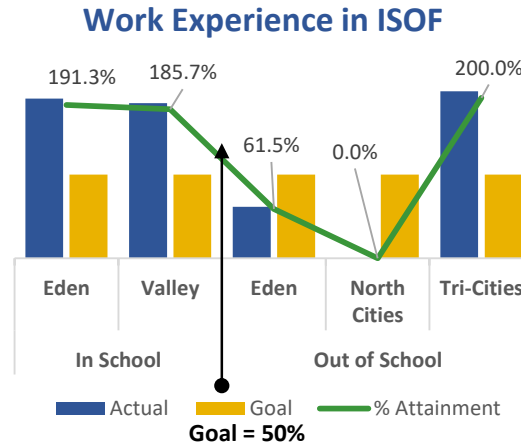
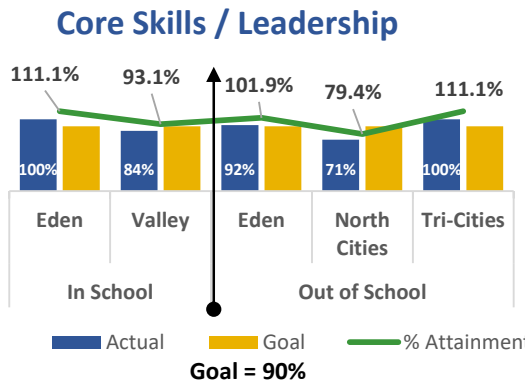


YOUTH CONTRACT PERFORMANCE INDICATORS REPORTS
PY 2025/2026 3RD QUARTER (7/1/2025 THROUGH 3/31/2026)

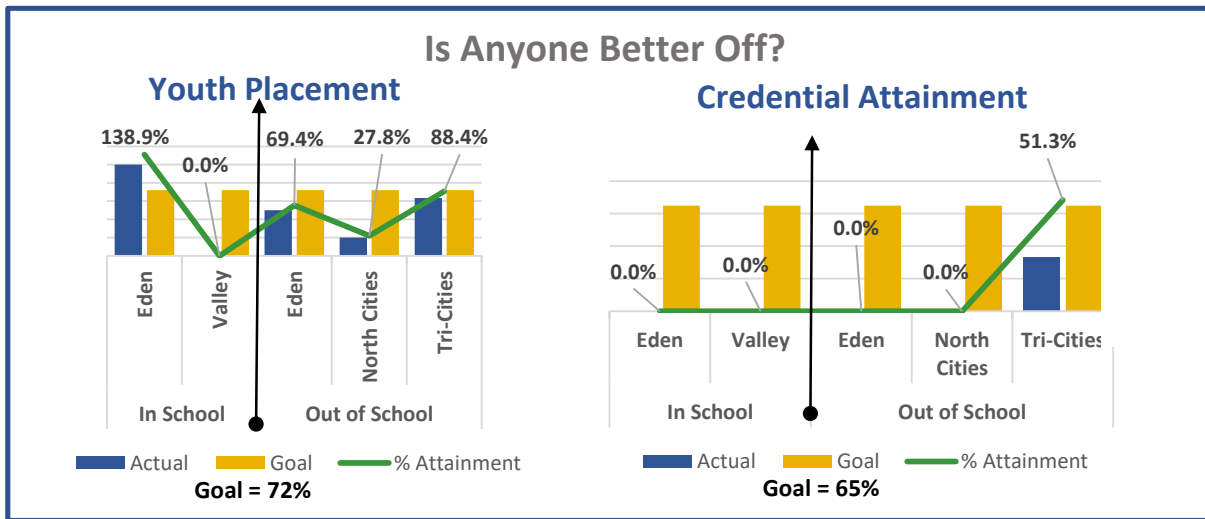
How Much Did We Do?



How Well Did We Do?



YOUTH CONTRACT PERFORMANCE INDICATORS REPORTS
PY 2025/2026 3RD QUARTER (7/1/2025 THROUGH 3/31/2026)



This 2-page attachment to the Youth Contract Performance Indicators Reports item represents Youth service provider's contract performance attainments through the 3rd quarter of program year 2025/2026 (7/1/25 through 3/31/2026).

Four of the five youth service providers have achieved at their enrollment goal for this program year; with International Rescue Committee, (a new provider) achieving 56.5% of their goal so far. One of the three out-of-school youth providers have exceeded their goals for percentage of participants enrolled into training. Three of the five providers are presently at their goal for enrolling participants into Core Skills/Leadership services; and four of the five providers are currently meeting for goal for enrolling participants into Work-Based learning activities. Three providers have exceeded the goal to have Work Experience activities fall within the board's Industry Sector and Occupational Framework; while the other two providers have not yet engaged participants in Work Experience activities. Youth placement rates for low for in-school youth in the valley area and for out-of-school youth in the North Cities area. Out-of-school youth in the Eden area are nearly at goal for youth placement; and both Eden in-school and Tri-Cities out-of-school youth are exceeding their placement rate goals. Credential attainment is low at the moment with expectations for better

① Youth Placement = Placement in Employment, Education, Advanced Training, or the Military.