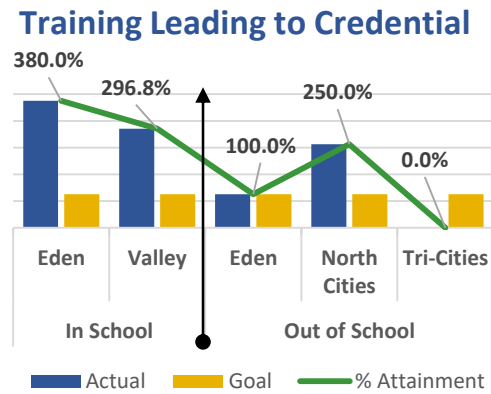
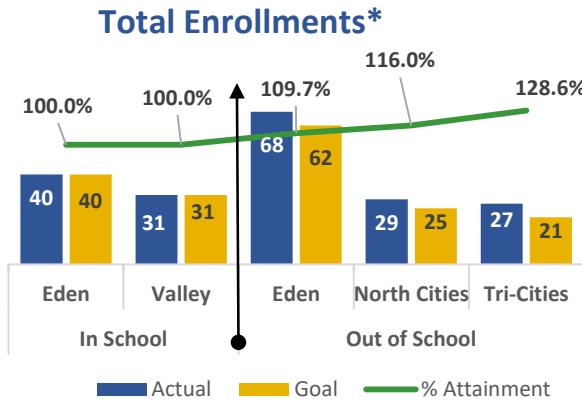


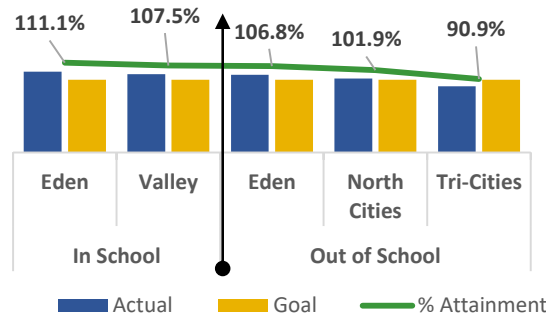
YOUTH CONTRACT PERFORMANCE INDICATORS REPORTS
PY 2023/2024 4TH QUARTER (7/1/2023 THROUGH 6/30/2024)

How Much Did We Do?

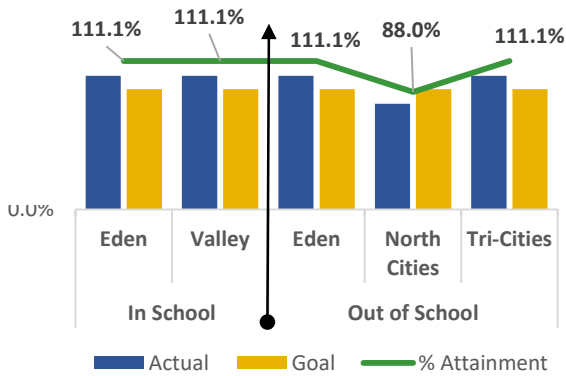


How Well Did We Do?

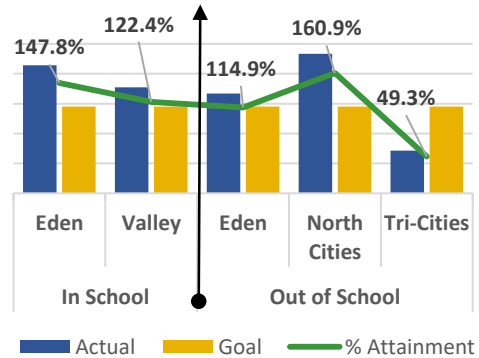
Core Skills / Leadership Development



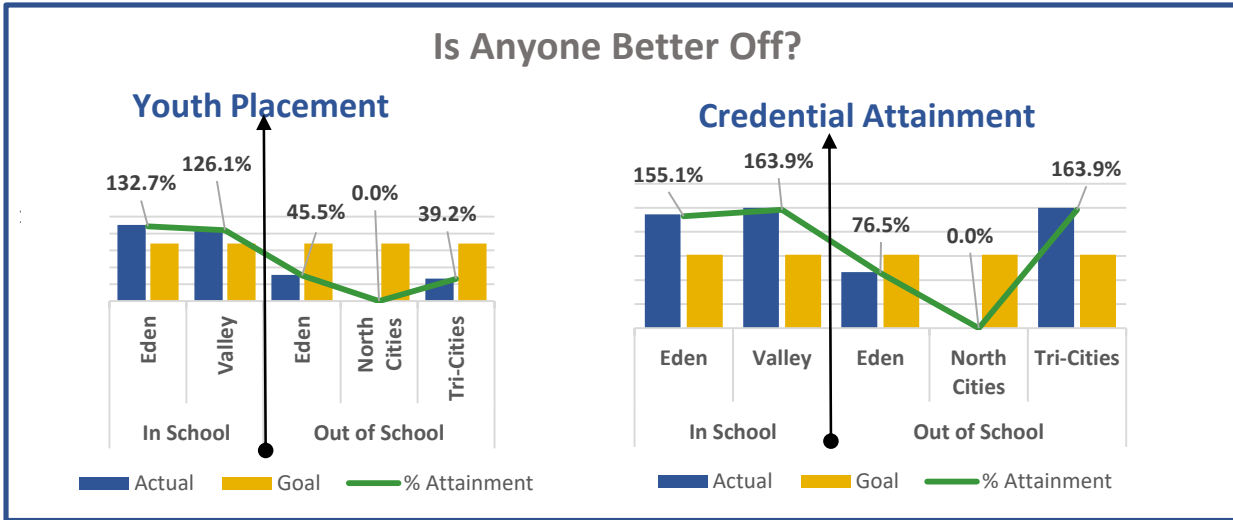
Work Based Learning



Measurable Skill Gains



YOUTH CONTRACT PERFORMANCE INDICATORS REPORTS
PY 2023/2024 4TH QUARTER (7/1/2023 THROUGH 6/30/2024)



AGGREGATE OF ALL YOUTH PROVIDERS

PY 2023/2024; 4TH QUARTER - JULY 01, 2023 THROUGH JUNE 30, 2024

PERFORMANCE MEASURES	FUND SOURCE:		IN-SCHOOL			OUT-OF-SCHOOL		
	ACTUAL	GOAL	% of GOAL	ACTUAL	GOAL	% of GOAL		
HOW MUCH DID WE DO?								
# OF CARRY-IN ENROLLMENTS	N/A	N/A	N/A	26	26	100.0%		
# OF NEW ENROLLMENTS	71	71	100.0%	98	82	119.5%		
TOTAL ENROLLMENTS	71	71	100.0%	124	108	114.8%		
% IN TRAINING THAT LEADS TO CREDENTIAL ATTAINMENT	85%	25.0%	338.4%	29.2%	25.0%	116.7%		
HOW WELL DID WE DO?								
% RECEIVED WORK-BASED LEARNING ACTIVITIES	100.0%	90.0%	111.1%	93.1%	90.0%	103.4%		
% RECEIVED CORE-SKILLS/LEADERSHIP ACTIVITIES	98.4%	90.0%	109.3%	89.9%	90.0%	99.9%		
% RECORDED MEASURABLE SKILL GAINS (of those enrolled in trng)	78.3%	58.0%	135.1%	62.9%	58.0%	108.4%		
IS ANYONE BETTER OFF?								
% YOUTH PLACEMENT ① (of closed cases)	88.0%	68.0%	129.4%	19.2%	68.0%	28.2%		
% OF CREDENTIALS ATTAINED (of those enrolled in training)	97.3%	61.0%	159.5%	80.1%	61.0%	131.4%		

① Youth Placement = Placement in Employment, Education, Advanced Training, or the Military.

**NOTE: For PY 2023/2024 the Out-of-School Youth providers were allowed to carry-in 25% of their PY 2023/2024 enrollment goal. As a result, the Out-of-School Youth providers received credit for carried-in participants from PY 2022/2023 as follows:*

Out-of-School Youth Carry-In Allowances

La Fam	BYA	Ohlone
16	5	5

In-School Youth providers generally exit participants at the end of the school year as students graduate and enroll into post-secondary education. Therefore, In-School Youth providers were not allowed the option to carry-in participants from prior program years.