

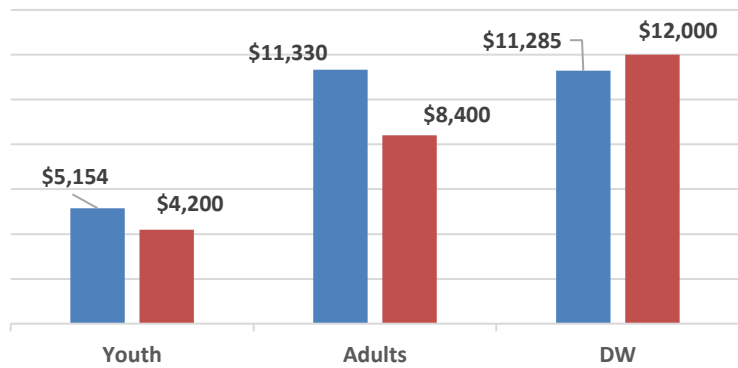
LOCAL AREA PERFORMANCE REPORT
WORKFORCE INNOVATION AND OPPORTUNITY ACT (WIOA) TITLE I PROGRAMS
YOUTH, WIOA ADULTS, AND DISLOCATED WORKERS
PY 2023/2024; QUARTER 3 (7/1/2023 THROUGH 3/31/2024)

Funding Stream/Population:	In-School & Out-of-School Youth			WIOA Adults			Dislocated Workers		
Population Description:	Ages 16 through 24 with Barriers to Employment			Ages 18 and over; predominantly individuals with barriers to employment			Laid-off or terminated workers, eligible for UI, and unlikely to return to their prior occupation		
CORE INDICATORS OF PERFORMANCE	Total Current Period	PY 23/24 Goals	% of Goal	Total Current Period	PY 23/24 Goals	% of Goal	Total Current Period	PY 23/24 Goals	% of Goal
Placement Rate 2nd Quarter Post Exit ① <small>Exited between 1/1/2023 and 3/31/2023</small>	64.8%	67.7%	95.7%	61.3%	65.0%	94.3%	69.9%	70.0%	99.9%
Placement Rate @ 4th Quarter Post Exit ① <small>Exited between 7/1/2022 and 9/30/2022</small>	65.8%	63.0%	104.4%	55.4%	64.0%	86.6%	64.9%	69.0%	94.1%
Median Earnings @ 2nd Quarter Post Exit <small>Exited between 1/1/2023 and 3/31/2023</small>	\$5,022	\$4,200	119.6%	\$11,398	\$8,400	135.7%	\$11,256	\$12,000	93.8%
Credential Rate <small>Exited between 7/1/2022 and 9/30/2022</small>	63.6%	60.4%	105.3%	83.6%	65.5%	127.6%	59.9%	65.0%	92.2%
Measurable Skill Gains ② <small>Exited between 1/1/2024 and 3/31/2024</small>	18.0%	57.8%	31.1%	12.5%	45.0%	27.8%	12.9%	45.0%	28.7%

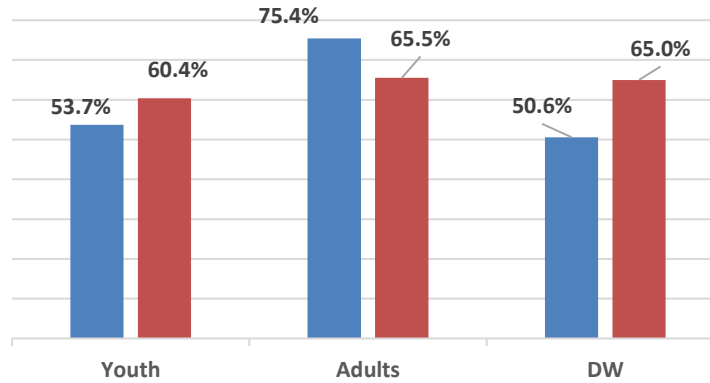
① Placement in Employment for Adults & Dislocated Workers; and Placement in Employment, Education, Advanced Training or the Military for Youth.

② Measurable Skill Gains track an individuals progress toward credential attainment.

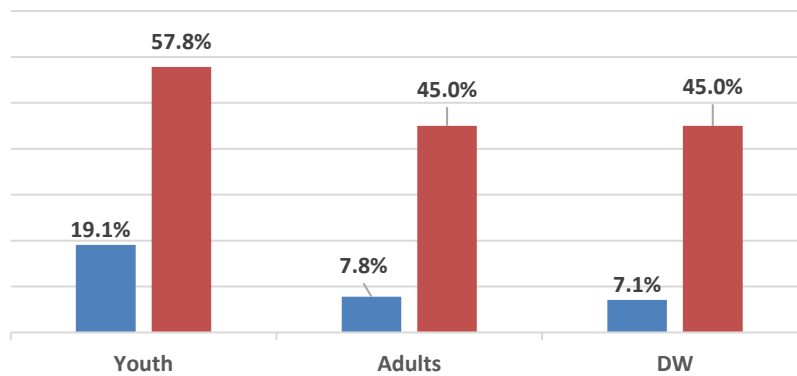
Median Earnings @ 2nd Qtr Post Exit



Credential Rate by 4th Qtr Post Exit



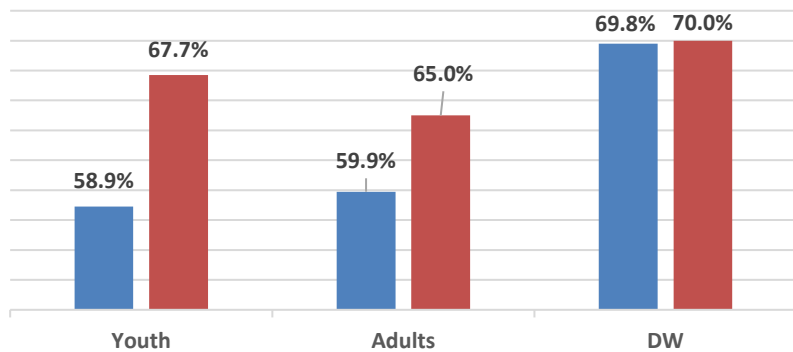
Measurable Skill Gains



Is Anyone Better Off?

■ Actual ■ Goal

Placement Rate @ 2nd Qtr Post Exit



Placement Rate @ 4th Qtr Post Exit

