

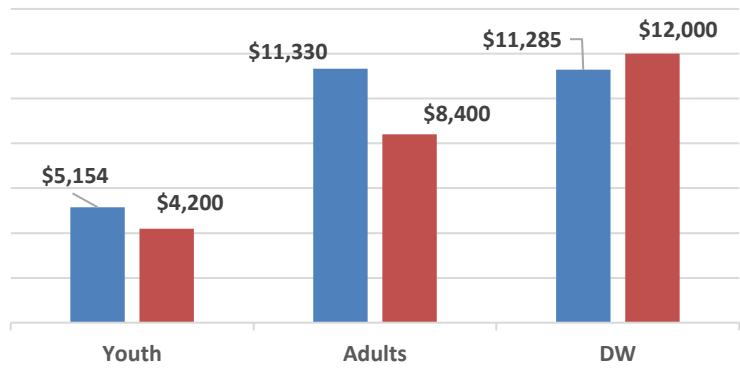
**LOCAL AREA PERFORMANCE REPORT**  
**WORKFORCE INNOVATION AND OPPORTUNITY ACT (WIOA) TITLE I PROGRAMS**  
**YOUTH, WIOA ADULTS, AND DISLOCATED WORKERS**  
**PY 2023/2024; QUARTER 3 (7/1/2023 THROUGH 3/31/2024)**

Funding Stream/Population:	In-School & Out-of-School Youth			WIOA Adults			Dislocated Workers		
Population Description:	Ages 16 through 24 with Barriers to Employment			Ages 18 and over; predominantly individuals with barriers to employment			Laid-off or terminated workers, eligible for UI, and unlikely to return to their prior occupation		
CORE INDICATORS OF PERFORMANCE	Total Current Period	PY 23/24 Goals	% of Goal	Total Current Period	PY 23/24 Goals	% of Goal	Total Current Period	PY 23/24 Goals	% of Goal
<b>Placement Rate 2nd Quarter Post Exit</b> ① <small>Exited between 1/1/2023 and 3/31/2023</small>	64.8%	67.7%	<b>95.7%</b>	61.3%	65.0%	<b>94.3%</b>	69.9%	70.0%	<b>99.9%</b>
<b>Placement Rate @ 4th Quarter Post Exit</b> ① <small>Exited between 7/1/2022 and 9/30/2022</small>	65.8%	63.0%	<b>104.4%</b>	55.4%	64.0%	<b>86.6%</b>	64.9%	69.0%	<b>94.1%</b>
<b>Median Earnings @ 2nd Quarter Post Exit</b> <small>Exited between 1/1/2023 and 3/31/2023</small>	\$5,022	\$4,200	<b>119.6%</b>	\$11,398	\$8,400	<b>135.7%</b>	\$11,256	\$12,000	<b>93.8%</b>
<b>Credential Rate</b> <small>Exited between 7/1/2022 and 9/30/2022</small>	63.6%	60.4%	<b>105.3%</b>	83.6%	65.5%	<b>127.6%</b>	59.9%	65.0%	<b>92.2%</b>
<b>Measurable Skill Gains</b> ② <small>Exited between 1/1/2024 and 3/31/2024</small>	18.0%	57.8%	<b>31.1%</b>	12.5%	45.0%	<b>27.8%</b>	12.9%	45.0%	<b>28.7%</b>

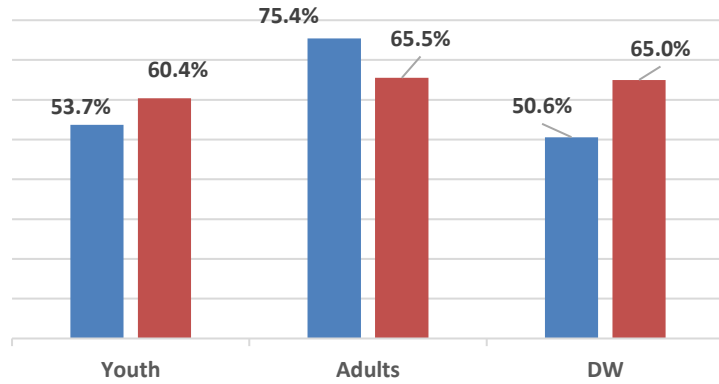
① Placement in Employment for Adults & Dislocated Workers; and Placement in Employment, Education, Advanced Training or the Military for Youth.

② Measurable Skill Gains track an individuals progress toward credential attainment.

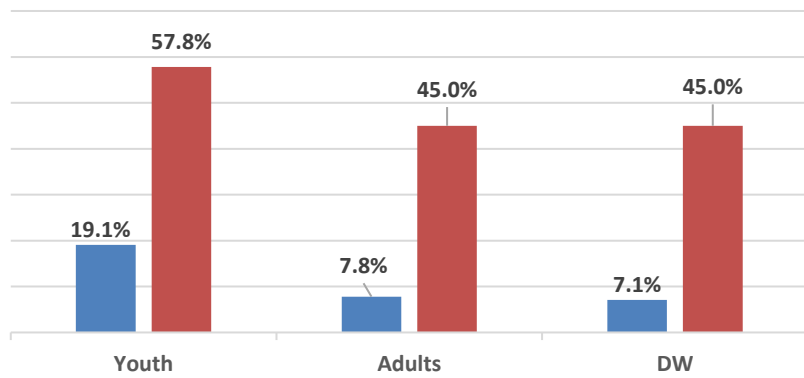
Median Earnings @ 2nd Qtr Post Exit



Credential Rate by 4th Qtr Post Exit



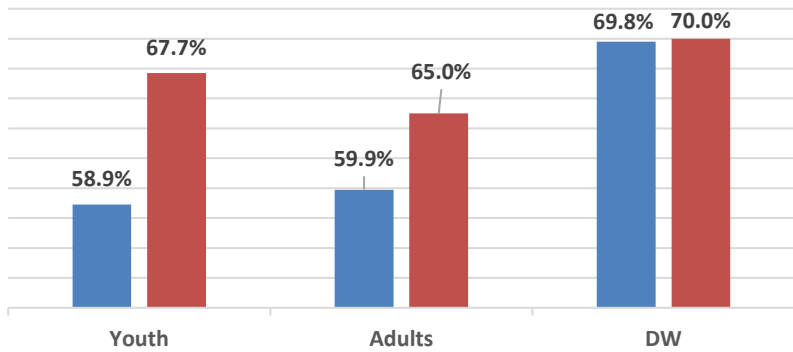
Measurable Skill Gains



Is Anyone Better Off?

■ Actual ■ Goal

Placement Rate @ 2nd Qtr Post Exit



Placement Rate @ 4th Qtr Post Exit

