

ITEM VII.B. – REPORTS

YOUTH CONTRACT PERFORMANCE INDICATORS REPORTS

PY 2022/2023; QUARTER 3; 7/1/2022 THROUGH 3/31/2023

BACKGROUND:

Under the Workforce Innovation and Opportunity Act (WIOA) legislation, Local Area Performance Measures include, for all WIOA Formula populations (Adults and Dislocated Workers and Youth):

1. Employment Rate at 2nd Quarter After Exit (Employment or Placement for Youth)
2. Employment Rate at 4th Quarter After Exit (Employment or Placement for Youth)
3. Median Earnings at 2nd Quarter After Exit
4. Credential Attainment within four Quarters After Exit
5. Measurable Skill Gains

NOTE: “Placement” for Youth performance (specifically as referenced in items 1 and 2 above), is defined as placement in Employment, Advanced Training, Post-Secondary Education, or the Military.

Toward our Local Area Performance goals, Alameda County Workforce Development Board’s (ACWDB) contracted service providers for youth and young adults have contract performance measures and goals written into their contracts as follows:

1. Number of new enrollments
2. Number of participants enrolled into:
 - a. Work-Based Learning Activities
 - b. Soft Skills / Leadership Activities
 - c. Training Activities that lead to credential attainment
3. Credential Attainments
4. Youth Placements reported at case closure
5. Measurable Skill Gains

ANALYSIS OF REPORTS:

In-School Youth:

Both In-School Youth providers, (Eden Area Regional Occupational Program (ROP) and Tri-Valley ROP) have achieved their enrollment goals for PY 2022/2023.

As enrollments increase, so too should the number of participants who receive Work-Based Learning, Core Skills/Leadership, and training services. Training enrollment numbers are expected to increase in the final quarter of the program year due to procedural requirements mandating the completion of training activities before those are entered into the CalJOBS system.

Outcomes for In-School Youth participants are usually recorded in the final quarter of the program year as that coincides with the end of the school year.

Out-of-School Youth:

Third quarter enrollments remain low for two of the three Out-of-School Youth providers – with La Familia achieving 80% of their PY 2022/2023 enrollment goal. Staff continues to offer support to explore strategies for increasing enrollments. Additionally, a management consultant has met individually with all service providers after conducting a Strengths, Weaknesses, Opportunities, and Threats (SWOT) Analysis of the entire Youth system.

Outcomes for ACWDB’s Youth Service Providers continues to be a struggle as credential attainment rates, and placement rates into employment, education, or training remain very low.

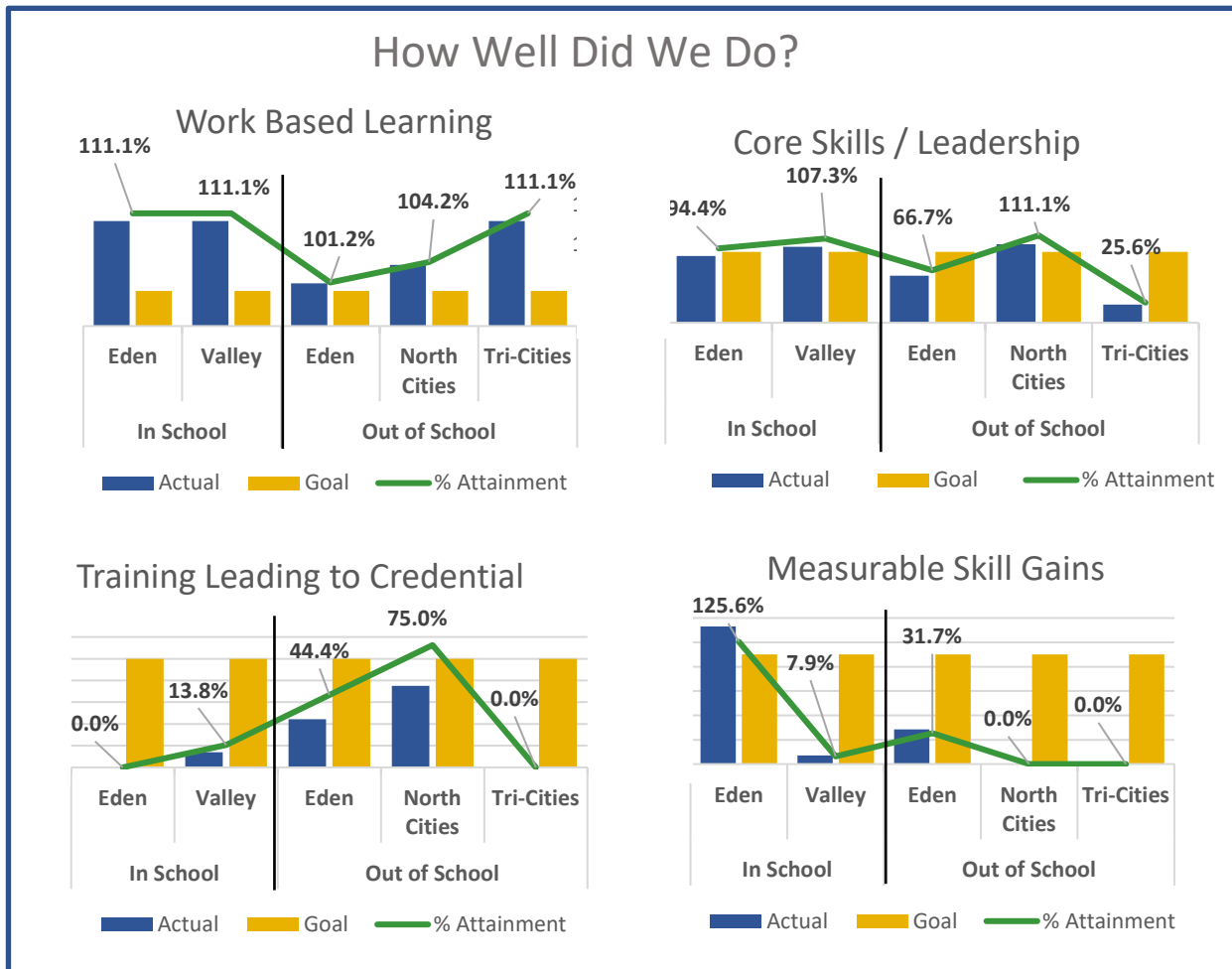
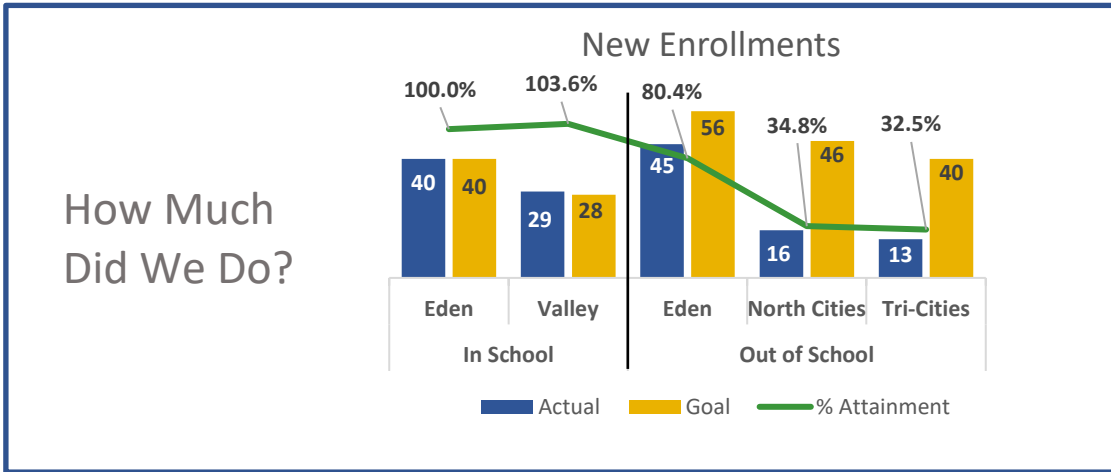
For a full representation of the PY 2022/2023 3rd quarter Youth Contract Performance attainments, please review Attachment VII.B.1.

You may contact Michele G. Garcia, MIS Administrator if you have questions regarding these reports. You can reach Michele at (510) 259-3802 or by email at mggarcia@acgov.org.

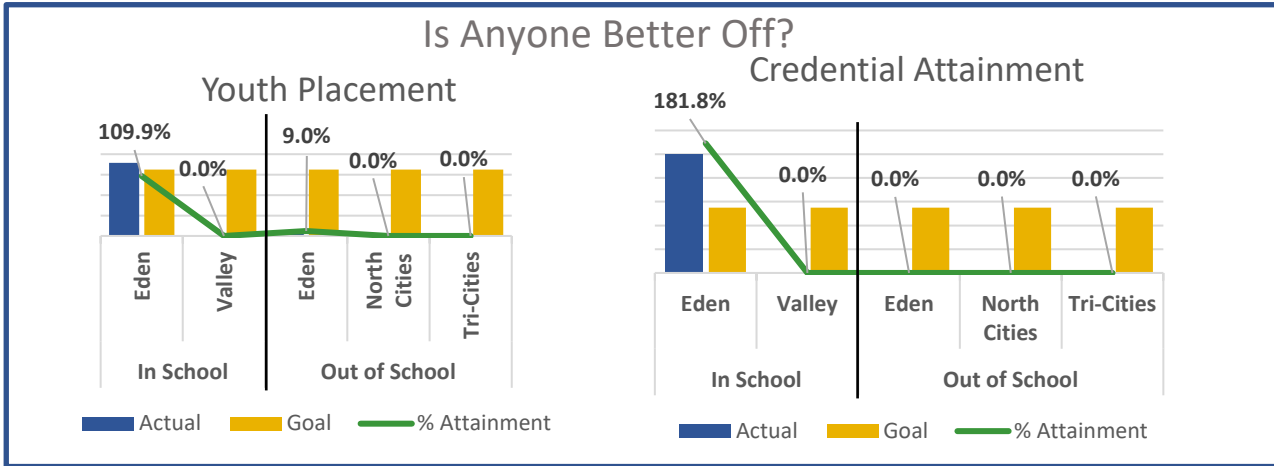
ATTACHMENT:

VII.B.1. – REPORT Yth CPIR PY22-23 Q3

YOUTH CONTRACT PERFORMANCE INDICATORS REPORTS
PY 2022/2023 3rd QUARTER (7/1/2022 THROUGH 3/31/2023)



YOUTH CONTRACT PERFORMANCE INDICATORS REPORTS
PY 2022/2023 3rd QUARTER (7/1/2022 THROUGH 3/31/2023)



AGGREGATE OF ALL YOUTH PROVIDERS

AGGREGATE OF ALL ACWDB YOUTH PROVIDERS

PY 2022/2023; 3rd QUARTER - JULY 01, 2022 THROUGH MARCH 31, 2023

PERFORMANCE MEASURES	FUND SOURCE:					
	IN-SCHOOL			OUT-OF-SCHOOL		
	ACTUAL	GOAL	% of GOAL	ACTUAL	GOAL	% of GOAL
HOW MUCH DID WE DO?						
# OF NEW ENROLLMENTS (Full Enrollment by 3/31)	69	68	101.5%	74	142	52.1%
% IN TRAINING THAT LEADS TO CREDENTIAL ATTAINMENT	2%	25.0%	6.9%	10.0%	25.0%	39.8%
HOW WELL DID WE DO?						
% RECEIVED WORK-BASED LEARNING ACTIVITIES	100%	90.0%	111.1%	95.0%	90.0%	105.5%
% RECEIVED CORE-SKILLS/LEADERSHIP ACTIVITIES	91%	90.0%	100.9%	61.0%	90.0%	67.8%
% RECORDED MEASURABLE SKILL GAINS (of those enrolled in trng)	30.0%	45.0%	66.8%	4.8%	45.0%	10.6%
IS ANYONE BETTER OFF?						
% YOUTH PLACEMENT ① (of closed cases)	35.7%	65.0%	54.9%	2.0%	65.0%	3.0%
% OF CREDENTIALS ATTAINED (of those enrolled in training)	50.0%	55.0%	90.9%	0.0%	55.0%	0.0%

① Youth Placement = Placement in Employment, Education, Advanced Training, or the Military.