


Youth Committee



(<http://www.acwdb.org>)

In partnership with the
BOARD OF SUPERVISORS

Serving the County of Alameda and the cities of
Alameda Albany Berkeley Dublin Emeryville Fremont
Hayward Newark Livermore Piedmont Pleasanton
San Leandro Union City

**April 12, 2021
1:00 P.M.**

**ALAMEDA COUNTY WORKFORCE DEVELOPMENT BOARD (ACWDB)
YOUTH COMMITTEE**

**MEETING NOTICE
Monday, April 12, 2021
1:00 P.M. – 3:00 P.M.
Eden Area Multi-Service Center
The lobby of this building is closed due to the COVID-19**

<https://zoom.us/j/94116147141?pwd=M0Y1VEp6aUFJQIZIN0pIRG9hcKlNWZz09>

Passcode: 999999

+1 669 900 6833 US (San Jose)

If you would like to make a public comment, please contact Board Secretary, Sheroza Haniff at Sheroza.Haniff@acgov.org to request a speaker card prior to the meeting.

AGENDA

	PAGE
I. CALL TO ORDER AND ROLL CALL	
II. PUBLIC FORUM	
The public can address the Committee on issues other than those on the agenda with a limit of three minutes per speaker. Members of the public who wish to address the Committee on published issues should do so at the time the agenda item is being discussed.	
III. PRESENTATION – Soapy Faith	1
IV. ACTION ITEMS / PUBLIC HEARING	
A. Service Delivery Strategies for New Procurement Cycle 2022-2024	3
V. DISCUSSION ITEMS	
A. Implementation of Board-Approved Conditional Funding Actions Regarding Contract Performance for PY 2020/2021	9
VI. INFORMATION ITEMS	
A. Program Progress Report	13
B. Story Behind the Numbers	19
VII. REPORTS	
A. Local Area Performance Report – PY 2020/2021 Quarter 3	23
B. Youth Contract Performance Reports PY 2020/2021 Quarter 3	27

VIII. MATTERS INITIATED BY COMMITTEE MEMBERS

IX. ANNOUNCEMENTS

COMMITTEE MEMBERS: Chris Rose (Chair); Lisa Meza (Vice-Chair); Jeff Bowser; Eric Darby; Gana Eason; Linda Evans; Kathy Mello; Bill Pelter; Raquel Ramsey-Shelton; Mario Wagner

THIS IS AN OPEN MEETING. ALL WDB MEMBERS ARE ENCOURAGED TO ATTEND

ACWDB members who are not Committee members but are planning to attend may call Sheroza Haniff at (510) 259-3842 to request the material that will be discussed at this meeting.

*These WIOA Title I financially assisted programs or activities are “Equal Opportunity Employers/Programs”.
Auxiliary aids and services are available upon request to individuals with disabilities.*

If you require specific accommodations due to a disability, please call Sheroza Haniff at least 72 hours in advance.

NEXT YOUTH COMMITTEE MEETING IS August 9, 2021

ITEM III.A. – PRESENTATION

SOAPY FAITH

BACKGROUND:

Soapy Faith is an inspirational natural soap company. It is a small e-commerce business co-owned and operated by three African-American women.

The company was founded more than 10 years ago with the over-arching goal of healing people through healthy skincare products, beginning with manufacturing and selling soap that is free of parabens, sulfates, and other harsh irritants. Each bar is fragrant, colorful, and packaged with an inspirational message.

The owners state “Getting Soapy Faith off the ground has been so fun, but also very challenging.” Co-owner Krystal James will share the evolution of Soapy Faith and how the company has benefited from its engagement with Alameda County Workforce Development Board.

For further information, contact Deidra Perry, Youth/Young Adult Planner at (510) 259-3827 or by email at deperry@acgov.org.

ITEM IV.A. – ACTION / PUBLIC HEARING

**WORKFORCE INNOVATION AND OPPORTUNITY ACT (WIOA)
YOUTH AND YOUNG ADULT PROGRAMS SERVICE DELIVERY
STRATEGIES FOR NEW PROCUREMENT CYCLE - 2022-2024**

RECOMMENDATION:

That the Youth Committee (YC) approve the following Youth and Young Adult Program service delivery strategies, and procurement for these services, for a program cycle covering January 1, 2022 through June 30, 2024 as follows:

1. Authorize staff to issue one Request for Proposals (RFP) for the following service delivery strategies:
 - The Future Force Career Program for out-of-school youth (OSY) in the Eden sub-region (Hayward, unincorporated areas of Ashland, Cherryland, and Fairview, San Leandro, San Lorenzo, and Castro Valley).
 - The Youth Innovation Program for in-school youth (ISY) for in Tri-Valley sub-region (Dublin, Pleasanton, and Livermore, unincorporated area of Sunol).
2. Increase the allocation of Youth Formula funding for ISY from the current 15% to 25%.
3. Expand The Youth Innovation Program to the Tri-Valley sub-region and allocate relative percentage of 10%.

BACKGROUND:

Alameda County Workforce Development Board (ACWDB), at its September 2020 board meeting, approved YC recommendation to issue one RFP for ISY and OSY. The RFP was issued October 10, 2020 and resulted in staff recommendations for two of the four sub-regions (Eden and North Cities). Unfortunately, the procurement failed in the Eden and Tri-Valley sub-regions because the bids did not meet the minimum score of 75.

At its March 11, 2021 meeting, the Board authorized staff to research other procurement strategies for the two sub-regions with the failed procurement, which could include, a sole source or piggyback contract, or issuing a new RFP. After surveying key stakeholders and identifying potential service providers, staff recommends a competitive process by issuing a new RFP for OSY in the Eden sub-region and ISY in the Tri-Valley sub-region.

2022- 2024 Strategies

In-School Youth

The failed procurement for the Tri-Valley offers ACWDB the opportunity to pilot a different service strategy that may result in outcomes that increase credential attainment. Staff recommends serving ISY in this sub-region. The ISY strategy represents an opportunity to reach WIOA eligible youth before they become disconnected from school and/or work.

The issue of the need for proactive strategies is illuminated in the recent study by California Opportunity Youth Network (COYN) that is requesting a federal waiver to exempt foster youth, and system involved youth from the “out-of-school” category. The rationale is that access to in-school WIOA services may prevent youth from dropping out-of-school. WIOA regulations require WDBs to allocate a minimum of 75% of its Youth Formula funding to out-of-school youth.

ACWDB currently allocates 85% to OSY and 15% to ISY. Increasing the allocation to ISY provides an opportunity to minimize the number of high school drop-outs and involvement with the justice system and increase the occupational skill and credential attainment rate for the local area.

Serving ISY in the Tri-Valley sub-region may attract service providers that can address the themes listed below which were reviewed at the April 13, 2020 YC meeting.

The pilot effort in Eden area with Eden ROP which began in PY 2018/2019, has been very successful in exceeding its contracted goals. Youth are graduating with not only their high school diplomas but occupational skills that are useful and relevant whether they attend post-secondary school, go directly into the workforce or some combination there of. An in-school service delivery strategy also supports staff’s research which yielded the following themes:

1. Need for occupational training in demand-driven career paths that lead to high-wage jobs
2. Offer “Earn and Learn” training models
3. Improve linkages between business, industry and labor organizations
4. Provide opportunity and options for youth to gain increased exposure to career pathways
5. Strengthen core-skills to increase workplace-readiness

Out-of School Youth

Staff’s recommendation is to continue the strategy approved at the September 10, 2020 board meeting; which is to offer service delivery strategies that significantly focus on providing occupational trainings that lead to in-demand occupations offering a liveable wage. Trainings will utilize the “earn and learn” framework, be linked to priority industry sectors, and be conducted in cohorts with integrated employer engagement. In addition to occupational training, the program design includes enhanced emphasis on workplace-readiness training.

Request for Proposal (RFP):

ACWDB staff will conduct a procurement process for the Youth Innovation Program and the Young Adult Future Force Career Program and anticipate releasing an RFP in May 2021, dependent on board approval. Current programs and services will continue through December 31, 2021. Contracts under the new procurement will be effective January 1, 2022 through June 30, 2024 (Please refer to the Attachment – IV.A.1. Request for Proposal Timeline – 2021/2024 Youth and Young Adult Programs).

For further information, please contact Deidra Perry, Youth and Young Adult Planner at (510) 259-3827 or by email at deperry@acgov.org.

ATTACHMENT:

IV.A.1. Request for Proposal (RFP) Timeline

REQUEST FOR PROPOSAL (RFP) TIMELINE
2022-2024 YOUTH & YOUNG ADULT PROGRAMS

Event/Activity	Date/Location
Recommendations to Youth Committee	April 12, 2021
ACWDB Approval to Release RFP	May 13, 2021
RFP Released	May 21, 2021
Networking/Bidders Conference	May 27, 2021 – via virtual platform
Written Questions Due	May 28, 2021 by 3:00 p.m.
Addendum No. 1 Posted	June 1, 2021
Bid Proposals Due	June 11, 2021 by 2:00 p.m. (open 3 weeks)
Rating Panel Evaluation Period	June - July 2021
Rating Panel Recommendation to Youth Committee	August 9, 2021
ACWDB Approval of Recommendations	September 9, 2022
County Board of Supervisors Award Date	October 2021
Contractor Meeting to Present New Program Overview and Guidelines	December 9-10, 2021
Contract and Program Start Date	January 1, 2022

Note: All dates are tentative and subject to change

ITEM V.A. – DISCUSSION ITEM

**IMPLEMENTATION OF BOARD-APPROVED CONDITIONAL FUNDING ACTIONS
REGARDING CONTRACT PERFORMANCE FOR PY 2020/2021**

BACKGROUND:

At the Alameda County Workforce Development Board (ACWDB) meeting on May 9, 2019, the board authorized staff to move forward with contract renewal criteria that included conditional funding actions for providers who did not meet their contract performance goals for specified measures as follows:

Youth and Young Adults	
Measure	
New Enrollments	
Work-Based-Learning Activities	
Core Skills/Leadership Activities	
Significant Progress toward all other Contract Performance Goals	

At the ACWDB meeting on September 12, 2019, staff took an information item to the board further defining the parameters for conditional funding. The parameters as approved by the ACWDB are:

1. Withholding of 25% of Workforce Innovation and Opportunity Act (WIOA) grant funds for PY 2020/2021 if 100% of specified contract performance goals are not met by each contracted service provider by the March 31, 2021 benchmark date; and
2. Forfeiture of that 25% set-aside if performance attainments do not reach 100% in those specified measures by June 30, 2021.

**PY 2020/2021 3RD QUARTER YOUTH AND YOUNG ADULT
PERFORMANCE ATTAINMENTS:**

Based on PY 2020/2021 3rd quarter reporting the following outlines the status of contract performance attainments:

YOUTH AND YOUNG ADULT PROVIDERS:

In-School Youth Innovation Program:

IN-SCHOOL PROVIDER:		EDEN - Eden ROP	
Measure	PY 20/21 Goal	Q3 Attainment	% of PY Goal
New Enrollments	53	53	100.0%
Work-Based Learning	90.0%	37.7%	41.9%
Core/Leadership Skills	90.0%	0.0%	0.0%

Out-of-School Youth and Young Adult Future Force Program:

OUT OF SCHOOL PROVIDER:		EDEN - Hayward Adult	
Measure	PY 20/21 Goal	Q3 Attainment	% of PY Goal
New Enrollments	54	52	96.3%
Work-Based Learning	90.0%	90.9%	101.0%
Core/Leadership Skills	90.0%	90.9%	101.0%

OUT OF SCHOOL PROVIDER:		NORTH - BYA	
Measure	PY 20/21 Goal	Q3 Attainment	% of PY Goal
New Enrollments	46	45	97.8%
Work-Based Learning	90.0%	77.3%	85.9%
Core/Leadership Skills	90.0%	77.3%	85.9%

OUT OF SCHOOL PROVIDER:		TRI CITIES - La Familia	
Measure	PY 20/21 Goal	Q3 Attainment	% of PY Goal
New Enrollments	31	31	100.0%
Work-Based Learning	90.0%	96.7%	107.4%
Core/Leadership Skills	90.0%	93.3%	103.7%

OUT OF SCHOOL PROVIDER:		VALLEY - La Familia	
Measure	PY 20/21 Goal	Q3 Attainment	% of PY Goal
New Enrollments	18	14	77.8%
Work-Based Learning	90.0%	100.0%	111.1%
Core/Leadership Skills	90.0%	100.0%	111.1%

Outcomes that will trigger Conditional Funding Actions.

Based on the PY 2020/2021 third quarter outcomes as represented above, staff are recommending the following conditional funding actions to the Organizational Effectiveness (OE) Committee at their April 14th, 2021 meeting:

Of the four Youth and Young Adult service providers, all will be recommended for conditional funding actions:

1. Eden ROP – for failure to meet the goal for Work-Based Learning and Core-Skills/Leadership activities;
2. Hayward Adult School – for failure to meet the New Enrollment goal; and

3. Berkeley Youth Alternatives – for failure to meet the New Enrollment, Work-Based Learning, and Core-Skills/Leadership Training activity goals; and

4. La Familia Counseling – for failure to meet the enrollment goal for their Valley program.

Staff will report back to this committee at the August 2021 meeting regarding actions taken by the OE Committee.

For further information, contact Michele G. Garcia, Workforce Board System Administrator at (510) 259-3802 or through email mggarcia@acgov.org.

ITEM VI.A. – INFORMATION
PROGRAM PROGRESS REPORT

BACKGROUND:

Staff develops an annual Progress Report usually with recommendations for contract renewals. However, Program Year (PY) 2020/2021 marks the end of the current three-year procurement cycle so there are not recommendations for contract renewals. Instead, the attachment offers contract progression through the third quarter of the program year.

For further information, contact Deidra Perry, Youth/Young Adult Planner at (510) 259-3827 or through email deperry@acgov.org.

ATTACHMENT:

VI.A.1. Program Progress Report

PROGRAM PROGRESS REPORT

1. Berkeley Youth Alternatives (BYA)

CRITERIA	OUTCOME
Enrollment Goal: 80% of annual goal by 12/31/20 Goal: 100% of annual goal by 3/31/21	69.6% 97.8%
Work-based Learning opportunities Goal: 80% of annual goal by 12/31/20 Goal: 100% of annual goal by 3/31/21	111.1% 85.9%
Core Skills/Leadership training Goal: 80% of annual goal by 12/31/20 Goal: 100% of annual goal by 3/31/21	111.1% 85.9%
Monthly Narrative Report submission Goal: On time submission at 85%	11% as of March 31, 2021
Invoice submission Goal: On time submission at 85%	33% as of March 31, 2021
Program Monitoring Goal: No Findings/Findings Cleared	Multiple findings not cleared

The goals for the next 3 criteria are to show significant progress toward achieving the annual goals by March 31, 2020

Placement in training December 31, 2020 March 31, 2021	88.9% 72.7%
Credential Attainment December 31, 2020 March 31, 2021	51.9% 0.0%
Placement at closure December 31, 2020 March 31, 2021	12.8% 19.2%

ACWDB has recommended service provider for funding in PY 2021/2022. Provider did not meet the stipulations of its contract to develop a formal memorandum of understanding (MOU) with a local educational agency (LEA) and establish 3-5 additional worksites for subsidized employment opportunities. Provider will have a Corrective Action Plan to address the deficiencies.

2. Hayward Adult School (HAS)

CRITERIA	OUTCOME
Enrollment Goal: 80% of annual goal by 12/31/19 Goal: 100% of annual goal by 3/31/20	57.4% 96.3%
Work-based Learning opportunities Goal: 80% of annual goal by 12/31/19 Goal: 100% of annual goal by 3/31/20	101.4% 101.0%
Core Skills/Leadership training Goal: 80% of annual goal by 12/31/19 Goal: 100% of annual goal by 3/31/20	96.6% 101.0%
Monthly Narrative Report submission Goal: On time submission at 85%	100%
Invoice submission Goal: On time submission at 85%	100%
Program Monitoring Goal: No Findings/Findings Cleared	Findings cleared

The goals for the next 3 criteria are to show significant progress toward achieving the annual goals by March 31, 2020:

Placement in training	
December 31, 2019	365.2%
March 31, 2020	318.2%
Credential Attainment	
December 31, 2019	90.9%
March 31, 2020	72.7%
Placement at Closure	
December 31, 2019	38.5%
March 31, 2020	41.0%
PY 2021 ends the current procurement and this service provider has not been recommended for funding for the PY 2021/2022	

3. Alliance for Community Wellness dba La Familia Counseling Services
(La Familia)

CRITERIA	OUTCOME	
	Tri Cities	Tri Valley
Enrollment Goal: 80% of annual goal by 12/31/20 Goal: 100% of annual goal by 3/31/21	45.2% 96.8%	16.7% 77.8%
Work-based Learning opportunities Goal: 80% of annual goal by 12/31/20 Goal: 100% of annual goal by 3/31/20	95.2% 107.4%	74.1% 111.1%
Core Skills/Leadership training Goal: 80% of annual goal by 12/31/20 Goal: 100% of annual goal by 3/31/20	87.3% 103.7%	74.1% 111.1%
Monthly Narrative Report submission Goal: On time submission at 85%	78%	
Invoice submission Goal: On time submission at 85%	25%	
Program Monitoring Goal: No Findings/Findings Cleared	Findings not cleared	

The goals for the next 3 criteria are to show significant progress toward achieving the annual goals by March 31, 2021:

Placement in training		
December 31, 2020	85.7%	0.0%
March 31, 2021	93.3%	0.0%
Credential Attainment		
December 31, 2020	181%	0.0%
March 31, 2021	136.4%	0.0%
Placement at Closure		
December 31, 2020	0.0%	25.6%
March 31, 2021	65.9%	25.6%

PY 2021 ends the current procurement and this service provider has not been recommended for funding for the PY 2021/2022

4. Eden Area Regional Occupational Program

CRITERIA	OUTCOME
Enrollment Goal: 80% of annual goal by 12/31/19 Goal: 100% of annual goal by 3/31/20	73.6% 100.0%
Work-based Learning opportunities Goal: 80% of annual goal by 12/31/19 Goal: 100% of annual goal by 3/31/20	0.0%* 37.7%
Core Skills/Leadership training Goal: 80% of annual goal by 12/31/19 Goal: 100% of annual goal by 3/31/20	0.0%* 0.0%
Monthly Narrative Report submission Goal: On time submission at 85%	100%
Invoice submission Goal: On time submission at 85%	100%
Program Monitoring Goal: No Findings/Findings Cleared	No Findings

The goals for the next 3 criteria are to show significant progress toward achieving the annual goals by March 31, 2020:

Placement in training	
December 31, 2020	0.0%*
March 31, 2021	0.0%
Credential Attainment*	
December 31, 2020	167.8%*
March 31, 2021	167.8%
Placement at closure*	
December 31, 2020	0.0%*
March 31, 2021	0.0%
ACWDB has recommended service provider for funding in PY 2021/2022.	
*Eden ROP operates on a school year calendar. Outcomes will be documented at end of school year, June 30, 2021.	

ITEM VI.B. THE STORY BEHIND THE NUMBERS

BACKGROUND:

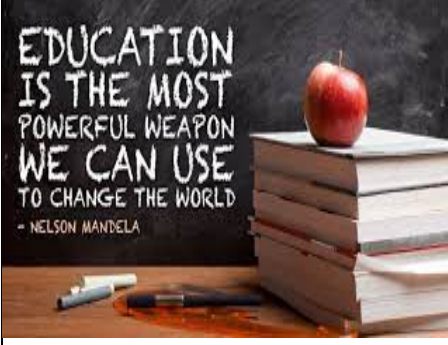

The Story Behind the Numbers is a representative summary of the monthly Narrative Reports submitted by the contracted service providers for the period July 1, 2020 through February 2021. In spite of the hardships created by the COVID-19 pandemic, youth and young adults were able to persevere, find employment, and accomplish academic milestones.

For further information, contact Deidra Perry, Youth/Young Adult Planner at (510) 259-3827 or through email deperry@acgov.org.

ATTACHMENT

VI.B.1. The Story Behind the Numbers

THE STORY BEHIND THE NUMBERS

	<p>CERTIFICATES EARNED</p> <ul style="list-style-type: none"> • Certified Medical Assistant • DMV Licensing • Home Health Aide • High School Diploma • GED
<p>enrolled in EDUCATIONAL INSTITUTIONS:</p> <ul style="list-style-type: none"> • Laney College • Berkeley City College • College of Alameda • Chabot College • Sacramento State • Purdue University 	
	<p>EMPLOYERS</p> <ul style="list-style-type: none"> • Amazon • Fed Ex • Ross • Peloton • Pacific Home Care • Starbucks • Dollar Tree
<p>POSITIONS</p> <ul style="list-style-type: none"> • Sales • Warehouse • customer service • barista • security guard • office clerk • assembly technician • laborer • home health aide 	
<p><i>WIOA enrolled youth and young adults entered (or re-entered) the job market with both full and parttime employment. They often worked while completing their high school diploma or GED or attending community college.</i></p>	



Alice's Story

Alice, a young single mother, joined a WIOA program seeking a career path that you enable her to provide for herself and her son. She was housing insecure; did not have a home of her own but did have support from family and friends. She began her journey by earning her

high school diploma. Through career exploration exercises and job readiness activities Alice earned monetary incentives as she reached various goals and milestones. Alice chose home health care as her career path and enrolled in a certification course at New Haven Adult School. Upon completion, the WIOA program paid fees required to obtain her license. Alice began working with young people with disabilities, earning \$19 per hour. With the experience she has gained, Alice is now working at a higher pay rate with individual families which offers the flexible schedule she needs as a single mother.

Alice credits her involvement with the WIOA program and the caring, knowledgeable case managers with guiding her towards a rewarding career and self-sufficiency.

ITEM VII.A. – REPORTS

LOCAL AREA PERFORMANCE REPORTS **ADULTS, DISLOCATED WORKERS, AND YOUTH** **PY 2020/2021; 3rd Quarter; 7/1/2020 through 3/31/2021**

BACKGROUND:

The Alameda County Workforce Development Board (ACWDB) negotiates Local Area Performance with the California Workforce Development Board biennially. New Local Area Performance goals for Program Years (PY) 2020/2021 and 2021/2022 were negotiated on September 15, 2020.

The Local Area Performance measures, goals, and actual performance attainments are not evaluated in “real time”. There is a minimum nine-month look back at participants who completed Workforce Innovation and Opportunity Act (WIOA) funded services during previous quarters.

ANALYSIS OF REPORTS:

Of the WIOA participants who exited from services during the first three quarters of PY 2020/2021, we can see that on average, WIOA Youth, Adult, and Dislocated Worker participants fell into the following Priority Population categories:

- 60% came from low-income families
- 10% were English Language Learners
- 10% were individuals with disabilities

WIOA performance outcomes show that ACWDB service providers achieved over 100% of their goals in the following category:

- Median Earnings @ 2nd Quarter Post Exit (for Youth, Adults, and Dislocated Workers)

Performance attainments improved from second quarter outcomes in the following areas:

- Credential Attainment Rate by 4th Quarter Post Exit (WIOA Adults increased from 40.9% to 58.0%; and Dislocated Workers increased from 38.2% to 55.8%)
- Measurable Skill Gains (increased from 5.2% to 15.3% for Dislocated Workers)

Please contact Michele G. Garcia, MIS Administrator if you have any questions regarding Local Area Performance Reports. You can reach Michele at (510) 259-3802 or by email at mggarcia@acgov.org.

ATTACHMENT:

VII.A.1. – REPORT Local Area Performance PY20-21 Q3

LOCAL AREA PERFORMANCE REPORTS
ADULTS, DISLOCATED WORKERS AND YOUTH
 PY 2020/2021; Quarter 3 (7/1/2020 through 3/31/2021)

Performance Attainments	In-School & Out-of-School Youth			WIOA Adults			Dislocated Workers		
	Current Total			Current Total			Current Total		
SUMMARY INFORMATION									
Total Exitters	130			138			203		
Total Participants Served	344	100%		758	100%		1207	100%	
BARRIERS TO EMPLOYMENT (Priority Populations)	Current Total	% of Total Served		Current Total	% of Total Served		Current Total	% of Total Served	
Eligible Veterans	0	0%		18	2%		24	2%	
Individuals with a Disability	77	22%		117	15%		26	2%	
Low-income individuals	329	96%		459	61%		607	50%	
Ex-offenders	5	1%		53	7%		27	2%	
Homeless individuals or runaway youth	60	17%		47	6%		14	1%	
Current or former foster care youth	9	3%		0	0%		0	0%	
English language learners, individuals with low levels of literacy or facing substantial cultural barriers	166	48%		28	4%		27	2%	
Single parents (Including single pregnant women)	5	1%		147	19%		192	16%	
CORE INDICATORS OF PERFORMANCE	Total Current Period	PY 20/21 Goals	% of Goal	Total Current Period	PY 20/21 Goals	% of Goal	Total Current Period	PY 20/21 Goals	% of Goal
Placement Rate 2nd Quarter Post Exit ①	50.5%	62.3%	81.1%	61.6%	67.0%	91.9%	67.6%	73.0%	92.6%
Placement Rate @ 4th Quarter Post Exit ①	46.8%	65.0%	72.0%	59.7%	67.0%	89.1%	66.6%	71.0%	93.8%
Median Earnings@ 2nd Quarter Post Exit	\$4,854.12	\$3,100.00	156.6%	\$7,493.20	\$6,800.00	110.2%	\$14,239.26	\$9,000.00	158.2%
Credential Rate	17.7%	54.1%	32.7%	58.0%	61.7%	94.0%	55.8%	60.0%	93.0%
Measurable Skill Gains	9.8%	43.0%	22.8%	12.2%	32.0%	38.1%	15.3%	40.0%	38.3%

① Placement in Employment for Adults & Dislocated Workers; and Placement in Employment, Education, Advanced Training or the Military for Youth.

25

ITEM VII.B. – REPORTS

YOUTH CONTRACT PERFORMANCE INDICATORS REPORTS **PY 2020/2021; Quarter 3; 7/1/2020 through 3/31/2021**

BACKGROUND:

Under the Workforce Innovation and Opportunity Act (WIOA) legislation, Local Area Performance Measures include, for all WIOA Formula populations (Adults and Dislocated Workers and Youth):

1. Employment Rate at 2nd Quarter After Exit (Employment or Placement for Youth)
2. Employment Rate at 4th Quarter After Exit (Employment or Placement for Youth)
3. Median Earnings at 2nd Quarter After Exit
4. Credential Attainment within four Quarters After Exit
5. Measurable Skill Gains

NOTE: “Placement” for Youth performance (specifically as referenced in items 1 and 2 above), is defined as placement in Employment, Advanced Training, Post-Secondary Education, or the Military.

Toward our Local Area Performance goals, Alameda County Workforce Development Board’s (ACWDB) contracted service providers for youth and young adults have contract performance measures and goals written into their contracts as follows:

1. Number of new enrollments
2. Number of participants enrolled into:
 - a. Work-Based Learning Activities and
 - b. Soft Skills / Leadership Activities
 - c. Training Activities that lead to credential attainment
3. Credential Attainments
4. Youth Placements reported at case closure.

ANALYSIS OF REPORTS:

For both the in-school Youth Innovation and the out-of-school Youth and Young Adult Future Force programs, PY2020/2021 3rd quarter performance attainments will be highlighted in the Youth Committee discussion item regarding Implementation of Conditional Funding Actions.

Please contact Michele G. Garcia, MIS Administrator if you have any questions regarding these reports. You can reach Michele at (510) 259-3802 or by email at mggarcia@acgov.org.

ATTACHMENT:

VII.B.1. – REPORT CPIR Youth PY20-21 Q3

YOUTH CONTRACT PERFORMANCE INDICATORS REPORT

Results-Based Accountability (RBA) Format

Alameda County Workforce Development Board (ACWDB)

AGGREGATE OF ALL ACWDB YOUTH PROVIDERS

PY 2020/2021; 3rd QUARTER - JULY 01, 2020 THROUGH MARCH 31, 2021

FUND SOURCE:	IN-SCHOOL			OUT-OF-SCHOOL		
BENCHMARKS	ACTUAL	GOAL	% of GOAL	ACTUAL	GOAL	% of GOAL
HOW MUCH DID WE DO?						
# OF NEW ENROLLMENTS (Full Enrollment by 3/31)	53	53	100.0%	141	149	94.6%
% IN TRAINING THAT LEADS TO CREDENTIAL ATTAINMENT	0.0%	25.0%	0.0%	30.3%	25.0%	121.1%
HOW WELL DID WE DO?						
% RECEIVED WORK-BASED LEARNING ACTIVITIES ①	34.0%	90.0%	37.7%	91.2%	90.0%	101.3%
% RECEIVED CORE-SKILLS/LEADERSHIP ACTIVITIES ②	0.0%	90.0%	0.0%	90.4%	90.0%	100.4%
IS ANYONE BETTER OFF?						
% YOUTH PLACEMENT ③ (of closed cases)	0.0%	65.0%	0.0%	24.7%	65.0%	38.0%
% OF CREDENTIALS ATTAINED (of those enrolled in training)	92.3%	55.0%	167.8%	28.8%	55.0%	52.3%

① Work-Based Learning Activities (400-Summer Employment; 408-Internship; 409-Job Shadow; 425-Wk Exp Pd; 426-Wk Exp Unpd; 427-Intern Pd; 431-PreApp; 432-Apprentice; 433-Career Aware; 434-Career Explore; 435-Career Counsel/Plan; 437-PreApprent w/Occ Trng)

② Soft Skills/Leadership = Activity 410-Leadership Development Services

③ Youth Placement = Placement in Employment, Education, Advanced Training, or the Military

"#DIV/0!" or "#REF!" = Insufficient data available to perform the calculation.

YOUTH CONTRACT PERFORMANCE INDICATORS REPORT

Results-Based Accountability (RBA) Format

Alameda County Workforce Development Board (ACWDB)

EDEN AREA REGIONAL OCCUPATION PROGRAM (ROP) - Youth Innovations (YIE)

PY 2020/2021; 3rd QUARTER - JULY 01, 2020 THROUGH MARCH 31, 2021

FUND SOURCE:	IN - SCHOOL		
PERFORMANCE MEASURES	ACTUAL	GOAL	% of GOAL
HOW MUCH DID WE DO?			
# OF NEW ENROLLMENTS (Full Enrollment by 3/31)	53	53	100.0%
% IN TRAINING THAT LEADS TO CREDENTIAL ATTAINMENT	0.0%	25.0%	0.0%
HOW WELL DID WE DO?			
% RECEIVED WORK-BASED LEARNING ACTIVITIES ①	34.0%	90.0%	37.7%
% RECEIVED CORE-SKILLS/LEADERSHIP ACTIVITIES ②	0.0%	90.0%	0.0%
IS ANYONE BETTER OFF?			
% YOUTH PLACEMENT ③ (of closed cases)	0.0%	65.0%	0.0%
% OF CREDENTIALS ATTAINED (of those enrolled in training)	92.3%	55.0%	167.8%

① Work-Based Learning Activities (400-Summer Employment; 408-Internship; 409-Job Shadow; 425-Wk Exp Pd; 426-Wk Exp Unpd; 427-Intern Pd; 431-PreApp; 432-Apprentice; 433-Career Aware; 434-Career Explore; 435-Career Counsel/Plan; 437-PreApprent w/Occ Trng)

② Soft Skills/Leadership = Activity 410-Leadership Development Services

③ Youth Placement = Placement in Employment, Education, Advanced Training, or the Military

"#DIV/0!" or "#REF!" = Insufficient data available to perform the calculation.

YOUTH CONTRACT PERFORMANCE INDICATORS REPORT

Results-Based Accountability (RBA) Format

Alameda County Workforce Development Board (ACWDB)

HAYWARD ADULT SCHOOL (HAS) - Future Force Career Program (YOE)

PY 2020/2021; 3rd QUARTER - JULY 01, 2020 THROUGH MARCH 31, 2021

FUND SOURCE:	OUT-OF-SCHOOL		
PERFORMANCE MEASURES	ACTUAL	GOAL	% of GOAL
HOW MUCH DID WE DO?			
# OF NEW ENROLLMENTS (Full Enrollment by 3/31)	52	54	96.3%
% IN TRAINING THAT LEADS TO CREDENTIAL ATTAINMENT	79.5%	25.0%	318.2%
HOW WELL DID WE DO?			
% RECEIVED WORK-BASED LEARNING ACTIVITIES ①	90.9%	90.0%	101.0%
% RECEIVED CORE-SKILLS/LEADERSHIP ACTIVITIES ②	90.9%	90.0%	101.0%
IS ANYONE BETTER OFF?			
% YOUTH PLACEMENT ③ (of closed cases)	26.7%	65.0%	41.0%
% OF CREDENTIALS ATTAINED (of those enrolled in training)	40.0%	55.0%	72.7%

① Work-Based Learning Activities (400-Summer Employment; 408-Internship; 409-Job Shadow; 425-Wk Exp Pd; 426-Wk Exp Unpd; 427-Intern Pd; 431-PreApp; 432-Apprentice; 433-Career Aware; 434-Career Explore; 435-Career Counsel/Plan; 437-PreApprent w/Occ Trng)

② Soft Skills/Leadership = Activity 410-Leadership Development Services

③ Youth Placement = Placement in Employment, Education, Advanced Training, or the Military

"#DIV/0!" or "#REF!" = Insufficient data available to perform the calculation.

YOUTH CONTRACT PERFORMANCE INDICATORS REPORT

Results-Based Accountability (RBA) Format

Alameda County Workforce Development Board (ACWDB)

BERKELEY YOUTH ALTERNATIVES (BYA) - Future Force Career Program (YON)

PY 2020/2021; 3rd QUARTER - JULY 01, 2020 THROUGH MARCH 31, 2021

FUND SOURCE:	OUT-OF-SCHOOL		
PERFORMANCE MEASURES	ACTUAL	GOAL	% of GOAL
HOW MUCH DID WE DO?			
# OF NEW ENROLLMENTS (Full Enrollment by 3/31)	45	46	97.8%
% IN TRAINING THAT LEADS TO CREDENTIAL ATTAINMENT	18.2%	25.0%	72.7%
HOW WELL DID WE DO?			
% RECEIVED WORK-BASED LEARNING ACTIVITIES ①	77.3%	90.0%	85.9%
% RECEIVED CORE-SKILLS/LEADERSHIP ACTIVITIES ②	77.3%	90.0%	85.9%
IS ANYONE BETTER OFF?			
% YOUTH PLACEMENT ③ (of closed cases)	12.5%	65.0%	19.2%
% OF CREDENTIALS ATTAINED (of those enrolled in training)	0.0%	55.0%	0.0%

① Work-Based Learning Activities (400-Summer Employment; 408-Internship; 409-Job Shadow; 425-Wk Exp Pd; 426-Wk Exp Unpd; 427-Intern Pd; 431-PreApp; 432-Apprentice; 433-Career Aware; 434-Career Explore; 435-Career Counsel/Plan; 437-PreApprent w/Occ Trng)

② Soft Skills/Leadership = Activity 410-Leadership Development Services

③ Youth Placement = Placement in Employment, Education, Advanced Training, or the Military

"#DIV/0!" or "#REF!" = Insufficient data available to perform the calculation.

YOUTH CONTRACT PERFORMANCE INDICATORS REPORT

Results-Based Accountability (RBA) Format

Alameda County Workforce Development Board (ACWDB)

LA FAMILIA - Future Force Career Program (YOT & YOY)

PY 2020/2021; 3rd QUARTER - JULY 01, 2020 THROUGH MARCH 31, 2021

FUND SOURCE:	OUT-OF-SCHOOL					
Sub Region:	Tri-Cities (YOT)			Valley (YOY)		
PERFORMANCE MEASURES	ACTUAL	GOAL	% of GOAL	ACTUAL	GOAL	% of GOAL
HOW MUCH DID WE DO?						
# OF NEW ENROLLMENTS (Full Enrollment by 3/31)	30	31	96.8%	14	18	77.8%
% IN TRAINING THAT LEADS TO CREDENTIAL ATTAINMENT	23.3%	25.0%	93.3%	0.0%	25.0%	0.0%
HOW WELL DID WE DO?						
% RECEIVED WORK-BASED LEARNING ACTIVITIES ①	96.7%	90.0%	107.4%	100.0%	90.0%	111.1%
% RECEIVED CORE-SKILLS/LEADERSHIP ACTIVITIES ②	93.3%	90.0%	103.7%	100.0%	90.0%	111.1%
IS ANYONE BETTER OFF?						
% YOUTH PLACEMENT ③ (of closed cases)	42.9%	65.0%	65.9%	16.7%	65.0%	25.6%
% OF CREDENTIALS ATTAINED (of those enrolled in training)	75.0%	55.0%	136.4%	0.0%	55.0%	0.0%

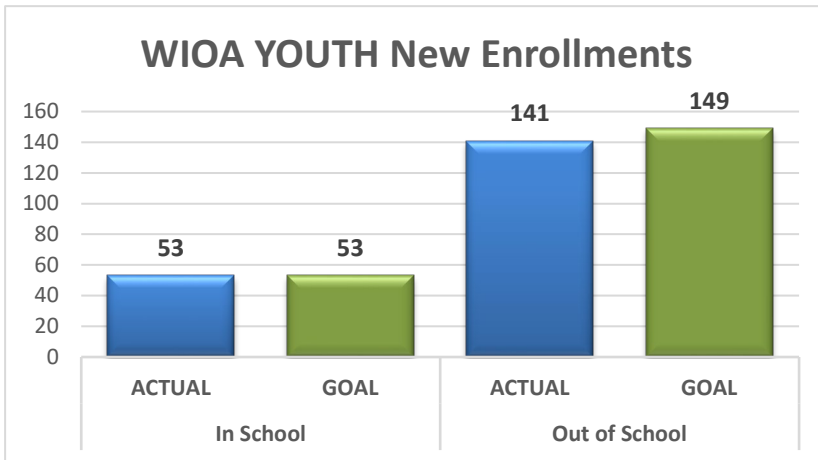
① Work-Based Learning Activities (400-Summer Employment; 408-Internship; 409-Job Shadow; 425-Wk Exp Pd; 426-Wk Exp Unpd; 427-Intern Pd; 431-PreApp; 432-Apprentice; 433-Career Aware; 434-Career Explore; 435-Career Counsel/Plan; 437-PreApprent w/Occ Trng)

② Soft Skills/Leadership = Activity 410-Leadership Development Services

③ Youth Placement = Placement in Employment, Education, Advanced Training, or the Military

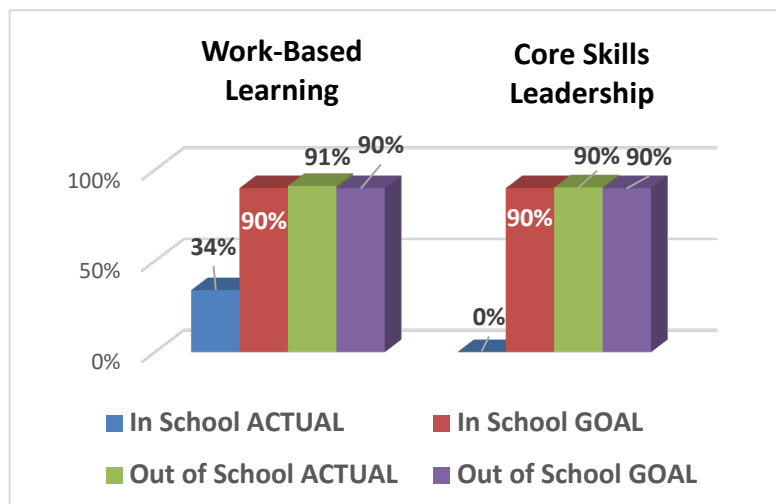
"#DIV/0!" or "#REF!" = Insufficient data available to perform the calculation.

YOUTH CONTRACT PERFORMANCE INDICATORS REPORT
AGGREGATE OF ALL ACWDB YOUTH PROVIDERS
 PY 2020/2021; 3rd QUARTER - JULY 01, 2020 THROUGH MARCH 31, 2021



How much did we do?

How well did we do?



Is anyone better off?

