


Youth Committee



(<http://www.acwdb.org>)

In partnership with the
BOARD OF SUPERVISORS

Serving the County of Alameda and the cities of
Alameda Albany Berkeley Dublin Emeryville Fremont
Hayward Newark Livermore Piedmont Pleasanton
San Leandro Union City

November 8, 2021
1:00 P.M.

**ALAMEDA COUNTY WORKFORCE DEVELOPMENT BOARD (ACWDB)
YOUTH COMMITTEE**

MEETING NOTICE

Monday, November 8, 2021

1:00 P.M. – 3:00 P.M.

Eden Area Multi-Service Center

The lobby of this building is closed due to the COVID-19

<https://us06web.zoom.us/j/88463848252?pwd=NE81V2x3T1FXaTBmUzZsRXBJaVE2dz09>

Passcode: 609309 | Meeting ID: 884 6384 8252 | +1 669 900 6833 US (San Jose)

If you would like to make a public comment, please contact Board Secretary, Sheroza Haniff at Sheroza.Haniff@acgov.org to request a speaker card prior to the meeting.

AGENDA

		PAGE
I.	CALL TO ORDER AND ROLL CALL	
II.	PUBLIC FORUM	
	The public can address the Committee on issues other than those on the agenda with a limit of three minutes per speaker. Members of the public who wish to address the Committee on published issues should do so at the time the agenda item is being discussed.	
III.	PRESENTATION	
	A. Boatworks 101 Marine Technician Apprenticeship	1
IV.	ACTION ITEMS / PUBLIC HEARING	
	A. Youth Committee Meeting Calendar for 2022	2
V.	INFORMATION ITEMS	
	A. Disrupting Disparities Project	3
VI.	REPORTS	
	A. Local Area Performance Report PY 2021/2022; Quarter 1	4
	B. Contract Performance Indicator Reports PY 2021/2022 Quarter 1	6
VII.	MATTERS INITIATED BY COMMITTEE MEMBERS	
VIII.	ANNOUNCEMENTS	

COMMITTEE MEMBERS: Eric Bishop (Chair); Lisa Meza (Vice-Chair); Prem Bajaj; Jeff Bowser; Eric Darby; Gana Eason; Linda Evans; Kathy Mello; Bill Pelter; Raquel Ramsey-Shelton; Mario Wagner

THIS IS AN OPEN MEETING. ALL WDB MEMBERS ARE ENCOURAGED TO ATTEND

ACWDB members who are not Committee members but are planning to attend may call Sheroza Haniff at (510) 259-3842 to request the material that will be discussed at this meeting.

*These WIOA Title I financially assisted programs or activities are "Equal Opportunity Employers/Programs".
Auxiliary aids and services are available upon request to individuals with disabilities.*

If you require specific accommodations due to a disability, please call Sheroza Haniff at least 72 hours in advance.

NEXT YOUTH COMMITTEE MEETING - February 14, 2022

ITEM III.A. – PRESENTATION

BOATWORKS 101 MARINE TECHNICIAN APPRENTICESHIP

BACKGROUND:

Boatworks 101 is an innovative registered apprenticeship program which will train the next generation of craftspeople in the marine industry by creating entry-level opportunities into a livable-wage career path by integrating marketable skills development, education, work-based learning opportunities, and workforce readiness skills training.

Boatworks 101 will begin in the fall of 2021 with an initial cohort of six apprentices who will spend nine months training at the Spaulding Marine Center and six months rotating through a number of employer-partner boatyards located throughout the San Francisco Bay Area. The curriculum is nationally recognized and taught by skilled instructors who understand current industry needs.

The apprenticeship is an earn-while-you-learn opportunity for young people interested in working in the maritime trades. Paid training will be provided in a wide variety of marine service areas including maintenance, repair, new installations, and boat building.

Boatworks 101 co-founder, Bruce Holladay, will provide an overview of the apprenticeship program and will be available to answer questions.

For further information, contact Deidra Perry, Youth Planner at (510) 259-3827 or by email at deperry@acgov.org.

ITEM IV.A. – ACTION / PUBLIC HEARING

YOUTH COMMITTEE (YC)
MEETING CALENDAR FOR 2022

RECOMMENDATION:

That the Alameda County Workforce Development Board’s (ACWDB) Youth Committee (YC) consider and approve the meeting dates, times, and place listed below for the 2022 calendar year.

BACKGROUND:

The Bylaws state under Section 4.4.2 Regular Meetings of Standing Committees that:

“Each committee shall set the date, time, and place of regular meetings by resolution and shall state the date, time, and place of each meeting in the agenda to be posted for that meeting”.

In order to secure adequate meeting space, provide notice to the public, and allow ACWDB staff an opportunity to plan in advance with the Chair, staff recommends that the YC consider the following meeting dates and times as listed below. As the meeting dates approach, if there are no items for the Committee, staff will confer with the Chair, then provide adequate notification of cancellation.

<u>DATES</u>	<u>TIME</u>
February 14, 2022	1:00 – 3:00 P.M.
April 11, 2022	1:00 – 3:00 P.M.
August 8, 2022	1:00 – 3:00 P.M.
November 14, 2022	1:00 – 3:00 P.M.

All meetings are scheduled to take place at the Eden Area Multi Service Center, (24100 Amador Street, 2nd Floor, California Poppy Conference Room, A&B, Hayward, CA). However, in light of the COVID-19 pandemic and the resulting declared emergency situation, the meetings may be held through conference call or virtually through an online meeting platform. Notification will be forwarded in advance of each meeting to ensure ample notification prior to the scheduled meeting time.

For further information, contact Deidra Perry, Youth Planner at (510) 259-3827 or email at deperry@acgov.org.

ITEM V.A. – INFORMATION

DISRUPTING DISPARITIES PROJECT

The Alameda County Workforce Development Board (ACWDB) has been awarded a two-year grant from non-profit, Vision Alameda County (VAC) to implement the Disrupting Disparities project.

VAC invited County agencies to apply for a grant and after reviewing numerous proposals selected ACWDB to create Earn-and-Learn internships that would initially be offered to Alameda County young adults from the Ashland and Cherryland communities which have the highest unemployment rate in the County.

Each year, 15 young adults will enroll in the Disrupting Disparities project which is designed to serve participants who may be economically challenged, disconnected from school, and have limited or no work experience. Upon successful completion of pre-employment training, the young adults will participate in an Earn-and-Learn work experience for 20 hours per week for six weeks at \$15 per hour. The assignments will offer exposure to career paths in priority occupations and sectors including Health Care/Social Assistance, Technology, Construction, Advanced Manufacturing, Warehousing, Logistics, and Government.

The project staff will outreach to ACWDB's employer network to develop internship worksites; recommendations and referrals are welcomed.

For further information, contact Deidra Perry, Youth Planner at (510) 259-3827 or email: deperry@acgov.org.

ITEM VI.A. – REPORTS

LOCAL AREA PERFORMANCE REPORTS **ADULTS, DISLOCATED WORKERS, AND YOUTH** **PY 2021/2022; 1st Quarter; 7/1/2021 through 9/30/2021**

BACKGROUND:

The Alameda County Workforce Development Board (ACWDB) negotiates Local Area Performance (LAP) with the California Workforce Development Board biennially. New LAP goals for Program Years (PY) 2020/2021 and 2021/2022 were negotiated on September 15, 2020.

The LAP measures, goals, and actual performance attainments are not evaluated in “real time”. There is a minimum six-month look back at participants who completed Workforce Innovation and Opportunity Act (WIOA) funded services during previous quarters.

ANALYSIS OF REPORTS:

Of the WIOA participants who exited from services during PY 2020/2021, we can see that on average, WIOA Youth, Adult, and Dislocated Worker participants fell into the following Priority Population categories:

- 50.3% came from low-income families
- 16.3% were English Language Learners
- 18.0% were individuals with disabilities

WIOA performance outcomes reflect that ACWDB service providers achieved over 100% of their goals in the following category:

- Placement Rate (Youth only)
- Median Earnings @ 2nd Quarter Post Exit (for Youth, Adults, and Dislocated Workers)
- Credential Rate (Youth and Adults – although Dislocated Workers were at 99.2%)

Please review the performance attainments on the attached report (Attachment VI.A.1.) for a full representation of LAP outcomes.

Please contact Michele G. Garcia, MIS Administrator if you have any questions regarding Local Area Performance Reports. You can reach Michele at (510) 259-3802 or by email at mggarcia@acgov.org.

ATTACHMENT:

VI.A.1. – REPORT Local Area Performance PY21-22 Q1

LOCAL AREA PERFORMANCE REPORTS
ADULTS, DISLOCATED WORKERS AND YOUTH
 PY 2021/2022; Quarter 1 (7/1/2021 through 9/30/2021)

Performance Attainments	In-School & Out-of-School Youth			WIOA Adults			Dislocated Workers		
	Current Total			Current Total			Current Total		
SUMMARY INFORMATION									
Total Exitters	117			135			148		
Total Participants Served	37	100%		173	100%		212	100%	
BARRIERS TO EMPLOYMENT (Priority Populations)	Current Total	% of Total Served		Current Total	% of Total Served		Current Total	% of Total Served	
Eligible Veterans	0	0%		4	2%		4	2%	
Individuals with a Disability	10	27%		39	23%		9	4%	
Low-income individuals	35	95%		97	56%		108	51%	
Ex-offenders	1	3%		14	8%		4	2%	
Homeless individuals or runaway youth	5	14%		10	6%		5	2%	
Current or former foster care youth	1	3%		0	0%		0	0%	
English language learners, individuals with low levels of literacy or facing substantial cultural barriers	14	38%		15	9%		4	2%	
Single parents (Including single pregnant women)	0	0%		37	21%		39	18%	
CORE INDICATORS OF PERFORMANCE	Total Current Period	PY 20/21 Goals	% of Goal	Total Current Period	PY 20/21 Goals	% of Goal	Total Current Period	PY 20/21 Goals	% of Goal
Placement Rate 2nd Quarter Post Exit ①	71.4%	62.3%	114.6%	46.6%	67.0%	69.6%	59.1%	73.0%	81.0%
Placement Rate @ 4th Quarter Post Exit ①	49.0%	65.0%	75.4%	48.2%	67.0%	71.9%	62.2%	71.0%	87.6%
Median Earnings @ 2nd Quarter Post Exit	\$4,046.54	\$3,100.00	130.5%	\$7,813.78	\$6,800.00	114.9%	\$13,711.12	\$9,000.00	152.3%
Credential Rate	58.8%	54.1%	108.7%	84.2%	61.7%	136.5%	59.5%	60.0%	99.2%
Measurable Skill Gains	6.9%	43.0%	16.0%	7.0%	32.0%	21.9%	0.0%	40.0%	0.0%

① Placement in Employment for Adults & Dislocated Workers; and Placement in Employment, Education, Advanced Training or the Military for Youth.

ITEM VI.B. – REPORTS

YOUTH CONTRACT PERFORMANCE INDICATORS REPORTS **PY 2021/2022; Quarter 1; 7/1/2021 through 9/30/2021**

BACKGROUND:

Under the Workforce Innovation and Opportunity Act (WIOA) legislation, Local Area Performance Measures include, for all WIOA Formula populations (Adults and Dislocated Workers and Youth):

1. Employment Rate at 2nd Quarter After Exit (Employment or Placement for Youth)
2. Employment Rate at 4th Quarter After Exit (Employment or Placement for Youth)
3. Median Earnings at 2nd Quarter After Exit
4. Credential Attainment within four Quarters After Exit
5. Measurable Skill Gains

NOTE: “Placement” for Youth performance (specifically as referenced in items 1 and 2 above), is defined as placement in Employment, Advanced Training, Post-Secondary Education, or the Military.

Beginning in PY 2019/2020 ACWDB included a requirement for contracted service providers to achieve 100% of their annual goals by the end of the third quarter (March 31). Failure to achieve the prescribed performance goals could result in conditional funding and/or withholding of a percentage of annual contracts.

Toward our Local Area Performance goals, Alameda County Workforce Development Board’s (ACWDB) service providers for youth and young adults have contract performance measures and goals written into their contracts as follows:

1. Number of new enrollments
2. Number of participants enrolled into:
 - a. Work-Based Learning Activities and
 - b. Soft Skills / Leadership Activities
 - c. Training Activities that lead to credential attainment
3. Youth Placements reported at case closure
4. Credential Attainments from Training
5. Measurable Skill Gains

ANALYSIS OF REPORTS:

In-School Youth Innovation Program:

In the first quarter of Program Year (PY) 2021/2022 Eden Area Regional Occupational Program (Eden ROP) has achieved 22% of their enrollment goal. ACWDB staff have been consistently

engaged with new staff at Eden ROP to ensure they understand and comply with contractual requirements under this grant.

Out-of-School Youth and Young Adult Future Force Program:

Ohlone College is a new provider under the Out-of-School Youth program. While they have extensive experience working with our WIOA Adult and Dislocated Worker populations, ACWDB staff remain engaged to ensure a smooth transition to youth services.

Beginning in January 2022:

Through a second round of solicitations for youth service providers, ACWDB has approved La Familia Counseling Services to provide out-of-school youth services to disconnected youth in the Eden area; and Tri-Valley Regional Occupational Program (Tri-Valley ROP) to provide in-school youth services in the valley area.

Both of these Youth Service Providers will begin serving Alameda County youth effective January 1, 2022. ACWDB staff are in the process of providing technical support and assistance in advance of their anticipated begin date.

These two providers will begin with a six-month contract – and pending a successful first 6-months, are anticipated to begin a full year service delivery strategy in PY 2022-2023.

Please contact Michele G. Garcia, MIS Administrator if you have any questions regarding these reports. You can reach Michele at (510) 259-3802 or by email at mggarcia@acgov.org.

ATTACHMENT:

VI.B.1. – REPORT CPIR Yth PY21-22 Q1

YOUTH CONTRACT PERFORMANCE INDICATORS REPORT

Results-Based Accountability (RBA) Format

Alameda County Workforce Development Board (ACWDB)

AGGREGATE OF ALL ACWDB YOUTH PROVIDERS

PY 2021/2022; 1st QUARTER - JULY 01, 2021 THROUGH SEPTEMBER 30, 2021

FUND SOURCE:	IN-SCHOOL			OUT-OF-SCHOOL		
PERFORMANCE MEASURES	ACTUAL	GOAL	% of GOAL	ACTUAL	GOAL	% of GOAL
HOW MUCH DID WE DO?						
# OF NEW ENROLLMENTS (Full Enrollment by 3/31)	11	50	22.0%	9	86	10.5%
% IN TRAINING THAT LEADS TO CREDENTIAL ATTAINMENT	0%	25.0%	0.0%	6.3%	25.0%	25.0%
HOW WELL DID WE DO?						
% RECEIVED WORK-BASED LEARNING ACTIVITIES ①	0%	90.0%	0.0%	50.0%	90.0%	55.6%
% RECEIVED CORE-SKILLS/LEADERSHIP ACTIVITIES ②	0%	90.0%	0.0%	43.8%	90.0%	48.6%
% RECORDED MEASURABLE SKILL GAINS (of those enrolled in trng)	0.0%	45.0%	0.0%	0.0%	45.0%	0.0%
IS ANYONE BETTER OFF?						
% YOUTH PLACEMENT ③ (of closed cases)	0.0%	65.0%	0.0%	0.0%	65.0%	0.0%
% OF CREDENTIALS ATTAINED (of those enrolled in training)	0.0%	55.0%	0.0%	0.0%	55.0%	0.0%

8

① Work-Based Learning Activities (400-Summer Employment; 408-Internship; 409-Job Shadow; 425-Wk Exp Pd; 426-Wk Exp Unpd; 427-Intern Pd; 431-PreApp; 432-Apprentice; 433-Career Aware; 434-Career Explore; 435-Career Counsel/Plan; 437-PreApprent w/Occ Trng)

② Soft Skills/Leadership = Activity 410-Leadership Development Services

③ Youth Placement = Placement in Employment, Education, Advanced Training, or the Military

"#DIV/0!" or "#REF!" = Insufficient data available to perform the calculation.

YOUTH CONTRACT PERFORMANCE INDICATORS REPORT

Results-Based Accountability (RBA) Format

Alameda County Workforce Development Board (ACWDB)

EDEN AREA REGIONAL OCCUPATION PROGRAM - Youth Innovations

PY 2021/2022; 1st QUARTER - JULY 01, 2021 THROUGH SEPTEMBER 30, 2021

FUND SOURCE:	IN - SCHOOL		
Sub Region:	Eden Area (YIE)		
PERFORMANCE MEASURES	ACTUAL	GOAL	% of GOAL
HOW MUCH DID WE DO?			
# OF NEW ENROLLMENTS (Full Enrollment by 3/31)	11	50	22.0%
% IN TRAINING THAT LEADS TO CREDENTIAL ATTAINMENT	0.0%	25.0%	0.0%
HOW WELL DID WE DO?			
% RECEIVED WORK-BASED LEARNING ACTIVITIES ①	0.0%	90.0%	0.0%
% RECEIVED CORE-SKILLS/LEADERSHIP ACTIVITIES ②	0.0%	90.0%	0.0%
% RECORDED MEASURABLE SKILL GAINS (of those enrolled in trng)	0.0%	45.0%	0.0%
IS ANYONE BETTER OFF?			
% YOUTH PLACEMENT ③ (of closed cases)	0.0%	65.0%	0.0%
% OF CREDENTIALS ATTAINED (of those enrolled in training)	0.0%	55.0%	0.0%

① Work-Based Learning Activities (400-Summer Employment; 408-Internship; 409-Job Shadow; 425-Wk Exp Pd; 426-Wk Exp Unpd; 427-Intern Pd; 431-PreApp; 432-Apprentice; 433-Career Aware; 434-Career Explore; 435-Career Counsel/Plan; 437-PreApprent w/Occ Trng)

② Soft Skills/Leadership = Activity 410-Leadership Development Services

③ Youth Placement = Placement in Employment, Education, Advanced Training, or the Military

"#DIV/0!" or "#REF!" = Insufficient data available to perform the calculation.

YOUTH CONTRACT PERFORMANCE INDICATORS REPORT

Results-Based Accountability (RBA) Format

Alameda County Workforce Development Board (ACWDB)

BERKELEY YOUTH ALTERNATIVES (BYA) - Future Force Career Program

PY 2021/2022; 1st QUARTER - JULY 01, 2021 THROUGH SEPTEMBER 30, 2021

FUND SOURCE:	OUT-OF-SCHOOL		
Sub Region:	North Cities (YON)		
PERFORMANCE MEASURES	ACTUAL	GOAL	% of GOAL
HOW MUCH DID WE DO?			
# OF NEW ENROLLMENTS (Full Enrollment by 3/31)	8	46	17.4%
% IN TRAINING THAT LEADS TO CREDENTIAL ATTAINMENT	12.5%	25.0%	50.0%
HOW WELL DID WE DO?			
% RECEIVED WORK-BASED LEARNING ACTIVITIES ①	100.0%	90.0%	111.1%
% RECEIVED CORE-SKILLS/LEADERSHIP ACTIVITIES ②	87.5%	90.0%	97.2%
% RECORDED MEASURABLE SKILL GAINS (of those enrolled in trng)	0.0%	45.0%	0.0%
IS ANYONE BETTER OFF?			
% YOUTH PLACEMENT ③ (of closed cases)	0.0%	65.0%	0.0%
% OF CREDENTIALS ATTAINED (of those enrolled in training)	0.0%	55.0%	0.0%

① Work-Based Learning Activities (400-Summer Employment; 408-Internship; 409-Job Shadow; 425-Wk Exp Pd; 426-Wk Exp Unpd; 427-Intern Pd; 431-PreApp; 432-Apprentice; 433-Career Aware; 434-Career Explore; 435-Career Counsel/Plan; 437-PreApprent w/Occ Trng)

② Soft Skills/Leadership = Activity 410-Leadership Development Services

③ Youth Placement = Placement in Employment, Education, Advanced Training, or the Military

"#DIV/0!" or "#REF!" = Insufficient data available to perform the calculation.

YOUTH CONTRACT PERFORMANCE INDICATORS REPORT

Results-Based Accountability (RBA) Format

Alameda County Workforce Development Board (ACWDB)

OHLONE COLLEGE - Future Force Career Program

PY 2021/2022; 1st QUARTER - JULY 01, 2021 THROUGH SEPTEMBER 30, 2021

FUND SOURCE:	OUT-OF-SCHOOL		
Sub Region:	Tri-Cities (YOT)		
PERFORMANCE MEASURES	ACTUAL	GOAL	% of GOAL
HOW MUCH DID WE DO?			
# OF NEW ENROLLMENTS (Full Enrollment by 3/31)	1	40	2.5%
% IN TRAINING THAT LEADS TO CREDENTIAL ATTAINMENT	0.0%	25.0%	0.0%
HOW WELL DID WE DO?			
% RECEIVED WORK-BASED LEARNING ACTIVITIES ①	0.0%	90.0%	0.0%
% RECEIVED CORE-SKILLS/LEADERSHIP ACTIVITIES ②	0.0%	90.0%	0.0%
% RECORDED MEASURABLE SKILL GAINS (of those enrolled in trng)	0.0%	45.0%	0.0%
IS ANYONE BETTER OFF?			
% YOUTH PLACEMENT ③ (of closed cases)	0.0%	65.0%	0.0%
% OF CREDENTIALS ATTAINED (of those enrolled in training)	0.0%	55.0%	0.0%

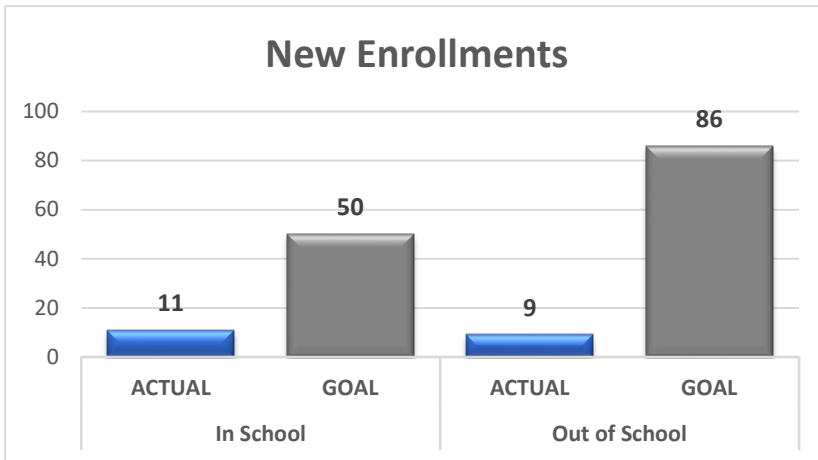
① Work-Based Learning Activities (400-Summer Employment; 408-Internship; 409-Job Shadow; 425-Wk Exp Pd; 426-Wk Exp Unpd; 427-Intern Pd; 431-PreApp; 432-Apprentice; 433-Career Aware; 434-Career Explore; 435-Career Counsel/Plan; 437-PreApprent w/Occ Trng)

② Soft Skills/Leadership = Activity 410-Leadership Development Services

③ Youth Placement = Placement in Employment, Education, Advanced Training, or the Military

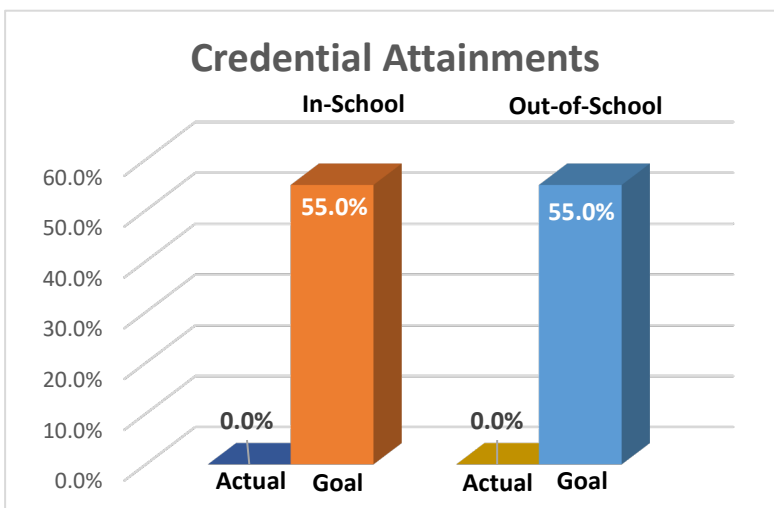
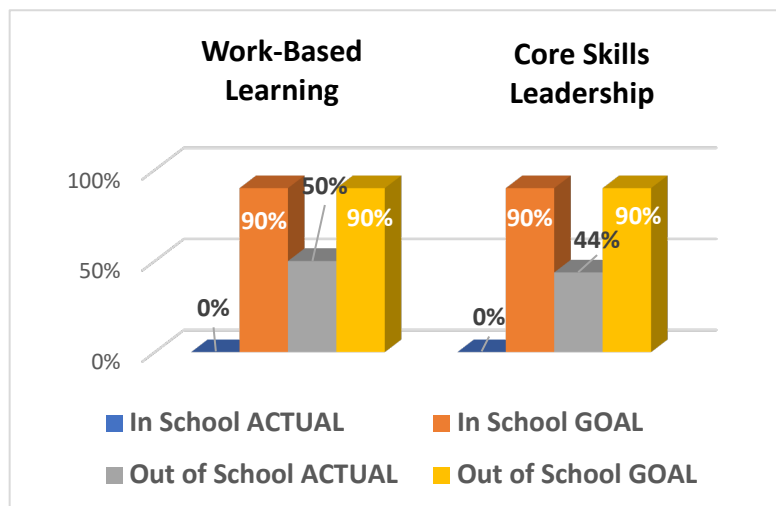
"#DIV/0!" or "#REF!" = Insufficient data available to perform the calculation.

YOUTH CONTRACT PERFORMANCE INDICATORS REPORT
AGGREGATE OF ALL ACWDB YOUTH PROVIDERS
 PY 2021/2022; 1st QUARTER - JULY 01, 2021 THROUGH SEPTEMBER 30, 2021



How much did we do?

How well did we do?



Is anyone better off?