

ALAMEDA COUNTY
WORKFORCE DEVELOPMENT BOARD
(<http://www.acwdb.org>)

In partnership with the
BOARD OF SUPERVISORS

Serving the County of Alameda
and the cities of
Alameda Albany Berkeley
Dublin Emeryville Fremont
Hayward Newark Livermore
Piedmont Pleasanton
San Leandro Union City

DECEMBER 13, 2018

ALAMEDA COUNTY WORKFORCE DEVELOPMENT BOARD (WDB)

MEETING NOTICE

Thursday, December 13, 2018
9:00 AM – 12:00 Noon
Eden Area Multi-Service Center
24100 Amador Street, 2nd Floor
California Poppy Rooms A & B (#225 & 226)
Hayward, CA

AGENDA

PAGE

I. PROCEDURAL ITEMS

- A. Call to Order and Roll Call
- B. Minutes of September 13, 2018 - ACTION 1
- C. WDB Chair Report
- D. Committee Chairs' Report
- E. Director's Report

II. PUBLIC FORUM

The public can address the Board on issues other than those on the agenda. Members of the public who wish to address the Board on published issues should do so at the time the agenda item is being discussed.

- III. PRESENTATION – Dr. Leroy M. Morishita, President of California State University, East Bay 7

IV. ACTION ITEMS – PUBLIC HEARING

- A. Retroactive Approval of Local Area Performance Goals for PY 2018/2019 and PY 2019/2020 9
- B. Update to Annual Budget – 2018/2019 13

V. REPORTS

- A. Local Area Performance Reports 17
 - A.1. Adult and Dislocated Worker Local Area Performance Reports
 - A.2. Youth Local Area Performance Reports
- B. Adult and Dislocated Worker Reports 21
 - B.1. Services to Unemployed Relative to Labor Force Participation within the Local Area
 - B.2. Contract Performance Indicators Reports
- C. Youth Reports 31
 - C.1. Youth Contract Performance Indicator Reports
- D. Rapid Response and Layoff Aversion Reports 39
 - D.1. Rapid Response Report

VI. INFORMATION ITEMS

- A. Prison-to-Employment Initiative 41
- B. Advanced Manufacturing Day at Chabot and Laney Colleges 43

C. Metrix Online Learning Annual Report	45
D. Business Services Unit Performance Measures	47
E. Regional and Local Plan Update	57
F. Certification of the Eden Area Comprehensive America’s Job Center of California – Update	61
G. Re-Entry Employer Roundtable Event and Participant Survey Results	63
H. ACWDB 2019 Meeting Calendar	69
I. ACWDB Member List	71
J. ACWDB PY 2018/2019 Service Provider List	75
K. ACWDB Staff Roster	79

VII. MATTERS INITIATED BY BOARD MEMBERS

VIII. ANNOUNCEMENTS

If you have questions on the agenda items or need additional information, please contact Patti Castro, Director, at (510) 259-3843 or email pcastro@acgov.org.

Members of the public who wish to address the WDB may do so during the PUBLIC FORUM or at the time an Agenda item is discussed. Sign-up cards are available at the rostrum.

*These WIOA Title I financially assisted programs or activities are “Equal Opportunity Employers/Programs”.
Auxiliary aids and services are available upon request to individuals with disabilities.*

If you require specific accommodation due to a disability, please call Sheroza Haniff, Board Secretary at (510) 259-3842 at least 72 hours in advance.

NEXT WDB MEETING IS THURSDAY, MARCH 14, 2019

ITEM I.B. – ACTION

ALAMEDA COUNTY
WORKFORCE DEVELOPMENT BOARD

QUARTERLY MINUTES OF SEPTEMBER 13, 2018

MEMBERS PRESENT

Abbott, Tyler
Baker, Alexandria
Bowser, Jeff
Cogley, Jennifer
Darby, Eric
Frazier, Brad
McCormick, Bethany
Nichols, Larry
Nnebe, Chudy
Ong, Jennifer
Reyes, Paul
Salem, Brian
Scrafano, Kimberly
Torok, John

MEMBERS ABSENT

Briggance, Bram
Heinz, Tom
Jackson, Jannett
Kapoor, Tina
Lam, Tony
Louie, Darien
Maxwell, Nan
Mello, Kathy
Stoller, Melissa

STAFF PRESENT

Castro, Patti
Boykin, Rhonda
Garcia, Michele
Mitchell, Jennifer
Brown, Tamia
Dias, David
Miller, Samantha
Perry, Deidra
Reed, Latoya
Zaraspe, Josephine

Chairperson Ong called the meeting of the Alameda County Workforce Development Board (WDB) to order at 9:05 AM on Thursday, September 13, 2018. A quorum was present.

ITEM I.B. – MINUTES OF ALAMEDA COUNTY WDB QUARTERLY MEETING FOR MAY 10, 2018. A motion to approve the minutes was made by **Abbott/Salem/ carried**
Noted: corrected Jennifer Cogley’s name.

ITEM I.C. – CHAIRPERSON’S REPORT. Chairperson Ong announced the following:

- This is her first meeting as the Chair and she also introduced Bethany McCormick as the Vice-Chair.
- She attended the Meeting of the Minds conference in Monterey with ACWDB staff and B. McCormick. She reported that the work that the Workforce Development Boards are doing throughout the country is innovative and a lot of the presentations were about apprenticeships. She encouraged the Board members to let staff know if they are interested in attending future Meeting of the Minds conference.
- She welcomed new Board member, Jennifer Cogley from Bayer. She also announced that Nan Maxwell (Mathematica), another new member, will be joining at the December meeting.
- Thanked Paul Reyes for accepting the position of Chair for the Systems and Strategies Committee. Also thanked Brian Salem for accepting the position of Chair for the

Organizational Effectiveness Committee. Alex Baker will be returning as the Youth Committee Chair.

- She announced that new Board members are encouraged to consider joining a Committee.
- ACWDB received Certificate of Special Recognition from Representative Barbara Lee's office and Supervisor Wilma Chan for supporting STEM Career Day.

ITEM I.D. – COMMITTEE CHAIRS' REPORTS.

Brian Salem, Chair of the Organizational Effectiveness Committee, reported that the Organizational and Effectiveness Committee meeting was cancelled for August 2018 due to lack of agenda items.

Paul Reyes, Chair of the Systems and Strategies Committee, reported the following from the August 15, 2018 meeting:

1. Action items that were approved:
 - 2019 Committee meeting Calendar
 - Committee members selected Vice Chair John Torok
2. Presentation by Daniel Newell, Director, Ohlone College Tri-Cities Career Center program on the Tri-Cities Career Center new model
3. Discussion Items:
 - Regional and Local Plan Update
 - Survey results of RFP bidders attendees for Comprehensive AJCC Adult and Dislocated Worker RFP
4. Information Items:
 - WIOA mandated partners MOU update
 - Final report on Silicon Valley's Ready-to-Work Initiative

Alexandria Baker, Chair of the Youth Committee, reported that the Youth Committee meeting was cancelled for August 2018 due to lack of agenda items.

ITEM I.E. – DIRECTOR'S REPORT. Patti Castro announced the following:

Administration:

- Rhonda Boykin completed her Executive Bootcamp with the California Workforce Association (CWA).
- Michele Garcia completed her Bay Area Social Services Consortium (BASSC) Program. Tamia Brown is the new BASSC nominee and will start soon.
- New Board Secretary, Sheroza Haniff will start on October 8.
- Sandy McMullan will retire in mid-October.
- Welcomed Karen Yan, Account Clerk.
- Quin Dovey will be back from maternity leave.
- Pooja Bhakta, Workforce Services Technician (WST), went to Staff Development. Delia Torres, the new WST will start soon.

Grants Update:

- ACWDB passed the Fiscal and Procurement Review by the State and staff is waiting on a report on the Storm Grant from the State.
- Staff gave the Executive Committee an update on our Local Regional Planning Guidance.

- The Regional Planning Unit submitted a plan for the Prison-to-Employment (P2E) Implementation Funds. Each local board will get about \$20K to initiate collaboration in (P2E) at the end of August.
- Staff has been talking to the State Board about the Construction Pre-Apprenticeship Pipeline Demo Grant which is a partnership with the California Department of Corrections, the Building Trades Council, and the Probation Department on setting-up pre-apprenticeship training.
- ACWDB has a small grant from the Irvine Foundation that we were able to access through Mathematica Research. It's a grant for the James Irvine foundation's Better Careers Initiative.
- There's an uptick in WARN notices for layoffs in certain industries so staff will be pounding out a grant application for additional assistance to serve laid off workers.

Legislative Advocacy:

- Staff met with Congresswoman Barbara Lee's office in securing more federal WIOA funding and we're working closely with California Workforce Association's (CWA) on legislative committee on some of the policy priorities for the new Governor.
- Under our new Business Services model we had two steering committee meetings. Staff invited the Hayward Chamber and the Community Development Agency to cover things of interest for the small businesses in Hayward and the unincorporated areas.
- Patti was appointed to the CWA Executive Committee recently. Also, she'll co-chair the Corrections Community Partnership's Workforce Development Committee which will focus on performance measures and outcomes for AB 109 programs.

Events:

- The Employer Roundtable on Reentry is coming up on Sept 20. The private sector members of the Board have been invited to attend.
- Nominations went out for the EBEDA Innovations Award Ceremony. The ACWDB will be hosting a table at the event for the Board in 2019.

Handouts were reviewed (California Higher Education Report Card 2018, A Labor Day Briefing for California: September 2018, article on Gov. Brown's New Online Community College Meeting the Needs of Stranded Workers, Providing Opportunity for California's Low-Wage Workers, Oakland-Hayward-Berkeley Unemployment Report by EDD, and the Employer Roundtable on Re-Entry Hiring flyer)

ITEM II - PUBLIC FORUM.

Chairperson Ong opened the public forum.

Lou Ramondetta, President of Surplus Service, a recycling and logistics company, spoke to express his concern as to why their application for customized services to be ISO certified was declined.

Chairperson Ong closed the public forum.

ITEM III – PRESENTATION.

Chairperson Ong introduced Honorable Charles A. Smiley from the Superior Court of California. He is the Presiding Judge of the Alameda County Juvenile Court. Outside of the courtroom, Judge Smiley has remained active in teaching, legal organizations, and various projects. He has taught law school at UC Hastings and Berkeley Law. Over the years, he has been a frequent instructor and in 2018 served as a member of the faculty for the state’s current judicial ethics program. Last year, Chief Justice Tani Cantil-Sakauye appointed him to the Power of Democracy Steering Committee, a statewide interdisciplinary effort led by the Chief and Justice Judith McConnell to promote quality civic education and engagement to California’s young people. He is a past president and director of the Earl Warren American Inn of Court and former board member of the California Association of Black Lawyers, the Charles Houston Bar Association, and the Wiley Manuel Law Foundation, Inc. He has been working with some of the Youth Committee Members and has been a big supporter of many programs that benefit the community in different ways. He mentioned that his goal has always been family reunification and the work that they do is achievable together with the other agencies like Probation, Social Services, and different community-based organizations.

ITEM IV.A. – 2019 ALAMEDA COUNTY WORKFORCE DEVELOPMENT BOARD MEETING DATES, TIME, AND PLACE.

Chairperson Ong read the recommendation. A motion to approve the quarterly meeting dates, time, and place as recommended was made by **Salem/Baker/carried.**

ITEM IV.B. – CONTRACT PERFORMANCE FOR PY 2018/2019. Chairperson Ong read the recommendation. Michele Garcia presented the item and gave background. On Page 11 of the packet, there’s a summary of the discussion from the Executive Committee with questions that were raised and how staff addressed them. On Page 12 is the summary of the contract performance goals for the providers for this year. Staff is proposing to serve 234 for the adult, 331 dislocated workers and 212 youths. It’s consistent with last year’s performance goals. This program year youth providers must have 100% of the youth enrolled in the program to have exposure to work-based learning activities and soft skill development.

Chairperson Ong opened the public hearing, and with no input, closed the public hearing.

A motion to approve the recommendations was made by **Torok/Reyes/carried.**

ITEM IV.C. – APPROVAL OF ALAMEDA COUNTY WORKFORCE DEVELOPMENT BOARD RECOMMENDED ANNUAL BUDGET FOR PY 2018/2019.

The following members recused: B. Frazier, B. McCormick, C. Nnebe, B. Salem. Chairperson Ong read the recommendation. Jennifer Mitchell presented the item and gave background. In the final allocations, ACWDB has a 3% reduction in the WIOA funding. In addition, we have continuing success in applying and securing discretionary funding. On Page 15 are the planned revenues for PY 2018/19. Lines 1-17 layout the individual revenue streams that we receive. On the discretionary funds we have several discretionary funding that ended last year, and we have new

grants starting in PY 2018/19. We also have grants continuing from PY 2017/18 to PY 2018/19 programs. Overall, we are looking at \$6.4M budget for PY 2018/19. Page 16 details where and how we are going to spend the WIOA Formula funding and discretionary programs. The Board will have a mid-year update at the December 2018 meeting.

Historically, what the ACWDB has done is bring to the Executive Committee the budget. ACWDB staff adjusts the budget and brings a revised budget back to the Board based on significant changes in additional revenue or expenditure patterns during the current year. There is currently no formal process in place for an overall expenditure reports to the Board. A member inquired if expenditure reports are brought before the Board. The WIOA funding allocations are based on formula. The funds come from Department of Labor (DOL) to the State based on formula and there is a percentage taken at the State that the Governor retains for discretionary programs. Then, the remainder of the funds are allocated to the Local Area based on formulas which depends on poverty rates and unemployment rates. The State develops their planning estimates based on the labor market available at that time, so they are using the March Labor Market Information (LMI) to release planning estimates in April. When they finalize and updated the LMI, this affects the formula and the final allocation. When unemployment rates go down and the economy is doing well, our funding tends to follow the same trend. What we're then left at the local level, is how we use decreased resources to serve the people who are still left unemployed.

Chairperson Ong opened the public hearing, and with no input, closed the public hearing.

A motion to approve the recommendations was made by **Baker/Cogley/ carried.**

Vice-Chair McCormick and Chair Ong would like to look at the population of women that have barriers in employment. They proposed to form a group to brainstorm some solutions. They formed an Ad-Hoc Committee and the members are: J. Ong, B. McCormick, A. Baker, J. Cogley, J. Torok.

The meeting was adjourned at 11:15 AM.

ITEM III. PRESENTATION

DR. LEROY M. MORISHITA

PRESIDENT

CALIFORNIA STATE UNIVERSITY, EAST BAY

BACKGROUND:

Dr. Leroy M. Morishita has been President of California State University, East Bay (CSUEB) since 2011 but has had 29 distinguished years of service at San Francisco State University. He has served on several committees for the 23-campus university system during his career.

Dr. Morishita holds an Ed.D. in Administration, Planning, and Social Policy from the Harvard Graduate School of Education, an M.S. in Counseling from San Francisco State University, and a B.A. in Psychology from the University of California, Berkeley.

The Alameda County Workforce Development Board is honored to have Dr. Morishita share how CSUEB is preparing students to meet today's labor market and societal challenges, the role of the University in our region, and some of his special initiatives or areas of focus e.g. Science, Technology, Engineering, and Math (STEM).

For more information, please contact Patti Castro, Director of the Workforce Development Board by email at pcastro@acgov.org or by phone at (510) 259-3843.

ITEM IV.A. – ACTION / PUBLIC HEARING

RETROACTIVE APPROVAL OF LOCAL AREA PERFORMANCE GOALS FOR PY 2018/2019 AND PY 2019/2020

EXECUTIVE COMMITTEE RECOMMENDATION:

That the Alameda County Workforce Development Board (ACWDB) approve ACWDB’s Local Area Performance Goals retroactively for PY 2018/2019 and for PY 2019/2020.

BACKGROUND:

Under the Workforce Innovation and Opportunity Act (WIOA), Local Area Performance Measures have been modified and now include for all WIOA Formula populations (Adults and Dislocated Workers and Youth):

1. Employment Rate at 2nd Quarter After Exit (Employment or Placement* for Youth);
2. Employment Rate at 4th Quarter After Exit (Employment or Placement* for Youth);
3. Median Earnings at 2nd Quarter After Exit; and
4. Credential Attainment within four Quarters After Exit.

*Placement for Youth in items 1. and 2. above include “Placement” in Employment, Education, Advanced Training, or the Military.

Under WIOA, the State of California (the State) has designated Regional Planning Units (RPUs) comprised of multiple Local Boards. The ACWDB is a member of the EASTBAY *Works* RPU which includes three other Local Areas (Contra Costa County, City of Oakland, and City of Richmond). The California Workforce Development Board (CWDB) is requiring RPUs throughout the State to propose regional goals for Measurable Skill Gains (MSG). MSG are intended to allow Local Areas to capture progress towards credential attainment and count it towards positive outcomes experienced by WIOA participants.

EXECUTIVE COMMITTEE DISCUSSION:

During the discussion for this item, the Executive Committee members discussed:

1. The accuracy of data collection methods
 - Staff responded that the predominance of the data is collected from the CalJOBS system and is dependent upon the reliability and accuracy of data entry; and
2. The difference between the WIOA Adult and Dislocated Worker Programs
 - Staff responded and clarified regarding the eligibility criteria differences between the two funding streams – and confirmed that services for the two different programs are identical.

The item passed unanimously.

Please refer to attachment IV.A.1. for a summary of the Local Area Performance goals for PY 2018/2019 and 2019/2020.

Questions may be directed to the attention of Michele G. Garcia, MIS Administrator. Michele may be reached at (510) 259-3802 or by email at mggarcia@acgov.org.

ATTACHMENT:

IV.A.1. – Local Area Performance Goals PY18-19 and PY19-20

ALAMEDA COUNTY WORKFORCE DEVELOPMENT BOARD

**WIOA Negotiated/Approved Local Area Performance Goals
PY 2018/2019 and 2019/2020**

PY 2018/2019 Negotiated Performance Goals				
Adult/Dislocated Worker Measures	Adults	Dislocated Workers	Youth	Youth Measures
Employment Rate @ 2 nd Quarter Post Exit	66.00%	72.00%	61.50%	Employment/Education Rate @ 2 nd Quarter Post Exit
Employment Rate @ 4 th Quarter Post Exit	65.00%	70.00%	62.00%	Employment/Education Rate @ 4 th Quarter Post Exit
Median Earnings @ 2 nd Quarter Post Exit	\$5,500	\$7,700	BASELINE	Median Earnings
Credential Attainment by 4 th Quarter Post Exit	61.00%	57.00%	53.00%	Credential Attainment by 4 th Quarter Post Exit
EAST BAY REGIONAL PLANNING UNIT (RPU) PY 2018/2019				
Measurable Skill Gains	26.39%	18.59%	30.77%	Measurable Skill Gains

PY 2019/2020 Negotiated Performance Goals				
Adult/Dislocated Worker Measures	Adults	Dislocated Workers	Youth	Youth Measures
Employment Rate @ 2 nd Quarter Post Exit	66.50%	72.50%	62.00%	Employment/Education Rate @ 2 nd Quarter Post Exit
Employment Rate @ 4 th Quarter Post Exit	65.50%	70.50%	62.50%	Employment/Education Rate @ 4 th Quarter Post Exit
Median Earnings @ 2 nd Quarter Post Exit	\$5,700	\$8,000	BASELINE	Median Earnings
Credential Attainment by 4 th Quarter Post Exit	61.50%	58.00%	54.00%	Credential Attainment by 4 th Quarter Post Exit
EAST BAY REGIONAL PLANNING UNIT (RPU) PY 2019/2020				
Measurable Skill Gains	26.89%	19.09%	31.27%	Measurable Skill Gains

ITEM IV.B. – ACTION / PUBLIC HEARING
UPDATE TO ANNUAL BUDGET – PY 2018/2019

EXECUTIVE COMMITTEE RECOMMENDATION:

That the Alameda County Workforce Development Board (ACWDB) approve an update to the Annual Budget for Program Year (PY) 2018/2019 for Workforce Innovation and Opportunity Act (WIOA) activities and services funded by WIOA Formula Allocations and Discretionary Grants.

BACKGROUND:

Each year the ACWDB approves an annual budget for the activities and services implemented in the Local Workforce Development Area (Local Area). At a minimum, the annual budget includes Adult, Dislocated Worker, Rapid Response, and Youth Formula funding allocated to the Local Area. Where applicable, the annual budget shall include other revenues under the direction of the Local Workforce Board. The budget addresses grant-source revenues and the projected Department and WIOA Program expenditures for the full program year of July 1, 2018 through June 30, 2019 (PY 2018/2019), as presented in the attachments to this Item.

At its September 2018 meeting, the ACWDB approved an Annual Budget for PY 2018/2019 that identified \$5,194,864 in WIOA Adult, Dislocated Worker, Rapid Response, and Youth Formula funding, and \$1,262,782 in Discretionary funding for a total of \$6,457,646 in total revenue.

This Item presents a mid-year update to the Annual Budget to include revised Discretionary grant revenue and expenditure plans.

UPDATE to REVENUE for PY 2018/2019:

Discretionary Grants:

In September 2018, ACWDB received notification of an award of \$95,000 from the California Workforce Development Board for the Prison to Employment project. This is a regional planning grant award to support collaborative development of regional partnerships and plans to serve the formerly incarcerated and other justice involved individuals. The planning period is October 1, 2018 through March 31, 2020, with project implementation funding expected to follow in PY 2019/2020. ACWDB will be the lead/fiscal agent for this regional partnership project.

ACWDB has also received a contract from Mathematica Policy Research, Inc. for \$20,000 to participate in a research and evaluation project for the purpose of understanding employment and training program outcomes. The project is funded by the James Irvine Foundation and will use WIOA Adult and Dislocated Worker program participants as a comparative group for evaluating other employment and training program funded by the James Irvine Foundation. Project activities are planned to begin in Spring 2019.

BUDGET DISTRIBUTION for PY 2017/2018:

The Planned Expenditures detail (Attachment IV.B.2.) allocates the WIOA Formula Grant and Discretionary Grant funds for PY 2017/2018 according to planned services and activities for PY 2018/2019. This includes PY 2018/2019 approved awards to service providers.

EXECUTIVE COMMITTEE DISCUSSION:

The Executive Committee met and discussed this recommendation on November 28, 2018. Discussion included recent awards of discretionary funding for the Prison to Employment planning grant and the Mathematica Policy Institute program evaluation project and WIOA training strategies and expenditures. The item passed unanimously.

For further information, please contact Jennifer Mitchell, Program Financial Specialist, at (510) 259-3829 / email at: jennifer.mitchell@acgov.org.

ATTACHMENTS:

- IV.B.1. WIOA Formula and Discretionary Grant Revenues – July 1, 2018 thru June 30, 2019
- IV.B.2. Planned Expenditures of ACWDB Revenues – July 1, 2018 thru June 30, 2019

ALAMEDA COUNTY WORKFORCE DEVELOPMENT BOARD

UPDATE to ANNUAL BUDGET - PY 2018/2019
WIOA FORMULA and DISCRETIONARY REVENUES

GRANT / FUNDING SOURCE		AVAILABLE REVENUE	
		Approved PY 2018/2019	UPDATE PY 2018/2019
WIOA Formula Funds		September 2018	December 2018
1.	WIOA ADULT PROGRAMS	\$1,419,316	\$1,419,316
2.	WIOA DISLOCATED WORKERS	\$2,038,254	\$2,038,254
3.	WIOA YOUTH PROGRAMS	\$1,501,261	\$1,501,261
4.	WIOA RAPID RESPONSE	\$191,402	\$191,402
5.	WIOA RAPID RESPONSE / Layoff Aversion	\$44,631	\$44,631
6.	TOTAL WIOA FORMULA ALLOCATIONS (1)	\$5,194,864	\$5,194,864
Discretionary Funds			
7.	Construction Pre-Apprenticeship Pipeline (2)	\$167,000	\$167,000
8.	Career Pathways Trust II (ACOE)	\$152,000	\$152,000
9.	Career Pathways Trust II (San Jose Evergreen)	\$174,000	\$174,000
10.	Second Chance Act Smart Re-Entry Program (3)	\$209,782	\$209,782
11.	Storm 2017 - Nat'l Dislocated Worker Grant Project (4)	\$560,000	\$560,000
12.	Prison to Employment Regional Planning Grant (5)		\$95,000
13.	Mathematica Program Evaluation Study (6)		\$20,000
14.	TOTAL DISCRETIONARY FUNDING	\$1,262,782	\$1,377,782
15.	TOTAL AVAILABILITY for PROGRAM YEAR	\$6,457,646	\$6,572,646

NOTES:

- (1) Includes Final PY 2018/2019 WIOA allocations for Adult, Dislocated Worker, Youth, Rapid Response and Layoff Aversion funding.
- (2) ACWDB awarded \$250,000 for 6/1/18 through 12/31/19. Includes pro-rated revenue of \$167,000 for PY 2018/2019.
- (3) ACWDB awarded \$419,563 for 10/1/17 through 9/30/20. No direct grant funding for first year (planning year, 2017-18). Grant funding for ACWDB to begin 10/1/18.
- (4) Storm Grant funding term extended to 9/30/19, which allows access to additional revenue of \$276,667 for PY 2018/2019.
- (5) Prison-to-Employment planning grant awarded 9/17/18 for \$95,000 for 10/1/18 through 3/31/20. Planning grant to develop strategies and partnerships for implementation funding to be awarded in PY 2019/2020.
- (6) Mathematica Program Evaluation Study MOU for \$20,000, funded by James Irvine foundation, to conduct research on WIOA Adult and Dislocated Worker program outcomes.

ALAMEDA COUNTY WORKFORCE DEVELOPMENT BOARD

UPDATE to ANNUAL BUDGET - PY 2018/2019

PLANNED EXPENDITURES -- PY 2018/2019WIOA FORMULA ALLOCATIONS & DISCRETIONARY GRANTS

For Period of: July 1, 2018 thru June 30, 2019	WIOA Formula Funds (1)	Discretionary Funds	Recommended PY 2018/2019 BUDGET - Sept 2018
Planned Expenditures:			
A. WDB Dept - Planning/Fiscal/Board Support	\$662,659	\$307,576	\$ 970,235
B. MIS Reporting - Tracking/Eligibility	\$372,916	\$167,383	\$ 540,299
C. Business Services	\$394,739	\$148,070	\$ 542,809
D. Systems Support	\$144,542	\$60,503	\$ 205,045
E. ITAs-OJTs / Employer / Customized Training Projects (2)	\$691,514 (20%)	\$0	\$ 691,514
F. AJCC Comprehensive & A/DW Career Services	\$1,787,536		\$ 1,787,536
H. Youth Services & Strategies	\$1,140,958		\$ 1,140,958
J. Discretionary Project Service Providers		\$694,250	\$ 694,250
K. Total Planned Expenditures	\$5,194,864	\$1,377,782	\$ 6,572,646
Total Revenue - Attachment A	\$5,194,864	\$1,377,782	
Total under / (over) allocation	0	0	

NOTES:

- (1) Includes Final PY 2018/2019 WIOA allocations for Adult, Dislocated Worker, Youth, Rapid Response and Layoff Aversion funding.
- (2) A minimum of 20% (\$691,514) of WIOA Adult + Dislocated Worker formula funds must be spent on training. Total training expenditures must equal or exceed 30% of the total WIOA Adult + Dislocated Workers Formula Allocation. Up to 10% (\$345,757) may be training dollars from other sources.

ITEM V.A. – REPORTS

LOCAL AREA PERFORMANCE REPORTS **ADULTS, DISLOCATED WORKERS, AND YOUTH** **PY 2018/2019; 1st Quarter; 7/1/2018 through 9/30/2018**

BACKGROUND:

Local Area Performance is negotiated with the California Workforce Development Board (CWDB) biennially. The Alameda County Workforce Development Board (ACWDB) has completed Local Area Performance negotiations for program years 2018/2019 and 2019/2020. These Local Area Performance goals were presented to the Executive Committee at their November 28, 2018 meeting.

Local Area Performance reports published through the State of California’s CalJOBS system still reflect Workforce Investment Act (WIA) performance measures and goals, but ACWDB staff have included annotations to reflect how those measures translate to Workforce Innovation and Opportunity Act (WIOA).

The Local Area Performance Measures, Goals, and actual performance attainments are not evaluated in “real time”. There is a minimum nine-month look back at participants who completed WIA/WIOA funded services.

ANALYSIS OF REPORTS:

Adults & Dislocated Workers:

As a system, ACWDB Adult and Dislocated Worker Career Service Providers have continued to perform well. As referenced in the attached report (Attachment V.A.1.) the ACWDB Adult and Dislocated Worker system has exceeded all goals for the period represented therein.

Youth:

ACWDB continues to exceed Retention Rate Goals for both Older and Younger Youth. However, Youth Service Providers continue to struggle with Degree/Certificate Attainments and Literacy/Numeracy Gains. ACWDB staff are continuing to work with Youth Service Providers to develop strategies that should improve attainments in these areas. These strategies were presented during the Youth Committee meeting as a Discussion Item at their November 5, 2018 meeting. Additionally, with the expansion of Local Area Performance to include the Measurable Skills Gains (MSG), Local Areas will be able to capture completion of training milestones, skills progression, and academic credits earned in addition to Credential Attainment and Literacy/Numeracy Gains.

Please contact Michele G. Garcia, MIS Administrator if you have any questions regarding Local Area Performance Reports. You can reach Michele at (510) 259-3802 or by email at mggarcia@acgov.org.

ATTACHMENTS

V.A.1. – REPORT Local Area Performance Ad DW 18-19 Q1

V.A.2. – REPORT Local Area Performance Youth 18-19 Q1

LOCAL AREA PERFORMANCE REPORTS
ADULTS AND DISLOCATED WORKERS
PY 2018/2019; Quarter 1 (7/1/2018 through 9/30/2018)

Report Period: PY 2018/2019; Quarter 1

Region/LWIA: Alameda County Workforce Development Board

Report Quarter End Date: 9/30/2018

Performance Items (Time Period for Cumulative Performance)	Program Group	Negotiated Goals	Cumulative 4-Quarter	
			Value	Numerator ----- Denominator
Total Participants (10/1/2017 - 9/30/2018)	Total Adult Participants		1,476	
	Total Adults (self-service only)		238	
	WIOA Adults		815	
	WIOA Dislocated Workers		676	
	Received Training Services		372	
	WIOA Adults		146	
	WIOA Dislocated Workers		231	
Total Exitters (7/1/2017 - 6/30/2018)	Total Adult Exitters		4,975	
	Total Adults (self-service Only)		3,985	
	WIOA Adults		4,439	
	WIOA Dislocated Workers		545	
Entered Employment Rates (1/1/2017 - 12/31/2017) <i>(WIOA = Employment Rate @ 2nd Qtr Post Exit)</i>	Adults	58.5% (WIOA=66.0%)	68.15%	214 ----- 314
	Dislocated Workers	69.0% (WIOA=72.0%)	73.62%	399 ----- 542
Credential Attainment (10/1/2016 - 9/30/2017) <i>(WIOA = Credential Attainment Rate by 4th Qtr Post Exit)</i>	Adults	(WIOA=61.0%)	52.54%	62 ----- 118
	Dislocated Workers	(WIOA=57.0%)	39.22%	60 ----- 153
Employment and Credential Rates (1/1/2017 - 12/31/2017)	Adults	N/A	44.92%	53 ----- 118
	Dislocated Workers	N/A	28.76%	44 ----- 153
Retention Rates (7/1/2016 - 6/30/2017) <i>(WIOA = Employment Rate @ 4th Qtr Post Exit)</i>	Adults	81.0% (WIOA=65.0%)	86.00%	350 ----- 407
	Dislocated Workers	85.0% (WIOA=70.0%)	85.36%	344 ----- 403
Average Earnings (7/1/2016 - 6/30/2017) <i>(WIOA = Median Earnings @ 2nd Qtr Post Exit)</i>	Adults	\$17,600 (WIOA=\$16,500)	\$18,461.39	\$6,387,639.42 ----- 346
	Dislocated Workers	\$20,950 (WIOA=\$23,100)	\$25,157.13	\$8,553,425.41 ----- 340

LOCAL AREA PERFORMANCE REPORTS
CONNECTED AND DISCONNECTED YOUTH
PY 2018/2019; Quarter 1 (7/1/2018 through 9/30/2018)

Report Period: PY 2018/2019; Quarter 1

Region/LWIA: Alameda County Workforce Development Board

Report Quarter End Date: 9/30/2018

Performance Items (Time Period for Cumulative Performance)	Program Group	Negotiated Goals	Cumulative 4-Quarter	
			Value	Numerator ----- Denominator
Total Participants (10/1/2017 - 9/30/2018)	Total Youth (16 - 24) Participants		533	
	Younger Youth (16 - 18)		346	
	Older Youth (19 - 24)		187	
	Out-of-School Youth		202	
	In-School Youth		197	
Total Exitters (7/1/2017 - 6/30/2018)	Total Youth (16 - 24) Exitters		384	
	Younger Youth (16 - 18)		239	
	Older Youth (19 - 24)		145	
	Out-of-School Youth		203	
	In-School Youth		133	
Placement in Employ or Educ (1/1/2017 - 12/31/2017) (WIOA = Yth Placement Rate @ 2nd Qtr Post Exit)	WIOA Youth (16 - 24)	60.0% (WIOA=61.5%)	60.37%	131
				217
Degree/Certificate Attainment (1/1/2017 - 12/31/2017) (WIOA = Credential Attainment Rate by 4th Qtr Post Exit)	WIOA Youth (16 - 24)	51.5% (WIOA=53.0%)	12.50%	25
				200
Literacy & Numeracy Gains (10/1/2017 - 9/30/2018)	WIOA Youth (16 - 24)	40.5% (WIOA=N/A)	9.77%	13
				133
Youth Diploma or Equiv Rate (7/1/2017 - 6/30/2018)	WIOA Younger Youth (16 - 18)	N/A	10.10%	10
				99
Entered Employment Rates (1/1/2017 - 12/31/2017)	WIOA Older Youth (19 - 24)	N/A	61.54%	56
				91
Employment and Credential Rates (1/1/2017 - 12/31/2017)	WIOA Older Youth (19 - 24)	N/A	10.32%	13
				126
Retention Rates (7/1/2016 - 6/30/2017) (WIOA = Placement or Employment Rate @ 4th Qtr Post Exit)	WIOA Older Youth (19 - 24)	N/A (WIOA=62.0%)	80.82%	59
				73
	WIOA Younger Youth (16 - 18)	N/A (WIOA=62.0%)	57.29%	55
				96
Average Earnings (7/1/2016 - 6/30/2017) (WIOA = Median Earnings @ 2nd Qtr Post Exit)	WIOA Older Youth (19 - 24)	"Baseline" No Goals this PY	\$ 4,414.49	\$317,843.53
				72

ITEM V.B.1. – REPORTS

**SERVICES TO UNEMPLOYED RELATIVE TO LABOR FORCE PARTICIPATION
WITHIN THE LOCAL AREA
PY 2018/2019; Quarter 1**

BACKGROUND:

The Alameda County Workforce Development Board’s (ACWDB) America’s Job Center of California (AJCC) and Sub-Regional Networks of Career Service Providers serve a significant number of job seekers through self-directed activities. These job seekers, who are not yet enrolled in any Workforce Innovation and Opportunity Act (WIOA) funded programs, are commonly referred to as “Universal Customers”.

Job seekers register themselves into the State of California’s career networking system (CalJOBS) and then take advantage of services: workshops, computers, and other universal services that are offered through ACWDB’s workforce resource system.

ACWDB has recognized that these universal services take both staff time and resources and should be tracked and reported as a statement to the level of services offered and traffic sustained through ACWDB’s workforce system. WIOA also encourages Local Areas to track the use of such services.

The CalJOBS system offers us the ability to report on the number of job seekers who reside within our Local Area and **who utilize the online CalJOBS system** to meet their job search and vocational training needs.

The attached report reflects the number of job seekers who reside within our Local Area and who have registered within the CalJOBS system – as compared to the total number of unemployed individuals in our Local Area (based on Labor Force Data provided by California’s Labor Force Data for Cities, published in September, 2018).

For more information, please contact Michele Garcia, MIS Administrator at (510) 259-3802 or by email at mggarcia@acgov.org.

ATTACHMENT:

V.B.1.a. – REPORT Services to Unemployed PY18-19 Q1

SERVICES TO UNEMPLOYED RELATIVE TO THE LABOR FORCE PARTICIPATION
WITHIN ALAMEDA COUNTY'S LOCAL WORKFORCE DEVELOPMENT AREA
PY 2018/2019, 1st Quarter; (7/01/2018 through 9/30/2018)

Labor Force Participation	Planning Areas within ACWDB's Local Area				
	North Cities	Eden Area	Tri Cities	Valley	TOTAL
TOTAL LABOR FORCE by Planning Area ¹	101,100	284,300	293,000	117,200	795,600
Unemployment Number	3,100	7,900	10,200	3,600	24,800
Unemployment Rate	3.1%	2.8%	3.5%	3.1%	3.1%
TOTAL INDIVIDUALS RECEIVING SERVICES ²	412	974	664	395	2,445
% of Total Unemployed Labor Force Served³	13.3%	12.3%	6.5%	11.0%	9.9%

¹ Labor Force Data by Planning Area is based on California's Labor Force Data for Cities - March 2017 Benchmark; Published 09/21/2018

Total Labor Force by Planning Area = the number of individuals who are eligible for employment within the designated area.

Cities within the Career Service Provider service area are factored together to obtain unemployment number and rate by Planning Area.

Unemployment Number = the number of employment eligible individuals that are unemployed

Unemployment Rate = the Unemployment Number divided by the Total Labor Force number.

Statistics for the City of Oakland are excluded from this data - but are included in comment ²"NOTE".

² Customers who were registered in CalJOBS categorized by their City of residence.

NOTE: There were an additional 100 job seekers who utilized services in our Local Area during this period, but who reside outside our service delivery area, and are NOT accounted for in this report.

³ % of Total Unemployed Labor Force Served = Total Individuals Receiving Services divided by Unemployment Number.

CalJOBS Report used: Detailed Reports / Individual Reports / Registered Individuals / by Local Area /

Template Revised 09/19/2016

ITEM V.B.2. – REPORTS

CONTRACT PERFORMANCE INDICATORS REPORTS (CPIR)

ADULTS AND DISLOCATED WORKERS

PY 2018/2019; Quarter 1; (7/1/2018 through 9/30/2018)

BACKGROUND:

Effective July 1, 2017, Contract Performance measures for program year (PY) 2017/2018 were modified to reflect full compliance with the Workforce Innovation and Opportunity Act (WIOA).

The Alameda County Workforce Development Board (ACWDB) staff received Board approval at the September 13, 2018 meeting to move forward with implementation of the new measures and goals established for PY 2018/2019.

For PY 2018/2019, ACWDB continues to utilize the Industry Sector and Occupational Framework (ISOF) to measure the effectiveness of vocational training and sustainable employment opportunities relevant to this region of California. Effective July 1, 2017, ACWDB opted to include a requirement that all ISOF Tier I job placements pay a wage at or above the current minimum wage for the State of California (presently \$11.00 per hour for businesses with 26 or more employees and at \$10.50 for businesses with 25 employees or fewer.) – this requirement remains in effect for PY 2018/2019.

ANALYSIS OF REPORTS:

As a system, ACWDB Adult and Dislocated Worker providers have achieved the following progress as it relates to Contract Performance goals that must be attained by June 30, 2019:

- 28.6% and 23.6% of enrollment goals for Adults and Dislocated Workers, respectively;
- 20.1% and 10.1% of training expenditure goals for Adults and Dislocated Workers, respectively;
- 12.9% of the On-the-Job Training enrollment goal.

NOTE: The Entered Employment Rate, Job Placement Rate, and Credential Attainment Rate are all based on participants who have been Exited from WIOA services. Traditionally, Exits or Case Closures are minimal during the first quarter of the program year.

For more information, please contact Michele G. Garcia, MIS Administrator at (510) 259-3802 or by email at mggarcia@acgov.org.

ATTACHMENT:

V.B.2.a. – REPORT CPIR Ad DW PY18-19 Q1 (7 pages)

CONTRACT PERFORMANCE INDICATORS REPORT (Adults & Dislocated Workers)
Results-Based Accountability (RBA) Format

Alameda County Workforce Development Board (ACWDB)
AGGREGATE OF ALL ACWDB-FUNDED CAREER SERVICE PROVIDERS
PY 2018/19; 1st QUARTER - JULY 01, 2018 THROUGH SEPTEMBER 30, 2018

FUND SOURCE:	ADULT			DISLOCATED WORKER		
BENCHMARKS	ACTUAL	GOAL ^①	% of GOAL	ACTUAL	GOAL ^①	% of GOAL
HOW MUCH DID WE DO?						
# OF NEW ENROLLMENTS	67	234	28.6%	78	331	23.6%
\$ TRAINING EXPENDITURES (ITAs & OJTs)	\$33,004	\$163,863	20.1%	\$28,540	\$283,651	10.1%
# OJT ENROLLMENTS (Ad & DW) ^②	4	31	12.9%			
HOW WELL DID WE DO?						
% OF ITA ENROLLMENTS IN ISOF*	100.0%	75.0%	133.3%	100.0%	75.0%	133.3%
% OF OJT ENROLLMENTS IN ISOF* ^②	100.0%	75.0%	133.3%			
IS ANYONE BETTER OFF?						
% ENTERED EMPLOYMENT (of closed cases)	91.4%	75.0%	121.9%	81.7%	75.0%	108.9%
% OF JOB PLACEMENTS WITHIN ISOF*	76.6%	50.0%	153.3%	77.6%	50.0%	155.2%
% THAT ATTAINED CREDENTIAL (of participants in training) [^]	0.0%	60.0%	0.0%	35.0%	60.0%	58.3%

① Reflective of annual goals with anticipated full compliance by June 30, 2019.

② In PY 2018/19 OJT Enrollment Goals span across both the WIOA Adult and the Dislocated Worker funding streams.

[^] Not a Contract Performance Measure, but data feeds up to the State for inclusion in the Local Area Performance calculation.

* ISOF = ACWDB's Priority Industry Sector and Occupational Framework

#DIV/0! = Insufficient data available to perform the calculation.

Template Revised August, 2018

CONTRACT PERFORMANCE INDICATORS REPORT (Adults & Dislocated Workers)

Results-Based Accountability (RBA) Format

Alameda County Workforce Development Board (ACWDB)

RUBICON PROGRAMS - EDEN AREA AJCC - Comprehensive

PY 2018/19; 1st QUARTER - JULY 01, 2018 THROUGH SEPTEMBER 30, 2018

BENCHMARKS	FUND SOURCE:		ADULT			DISLOCATED WORKER		
	ACTUAL	GOAL ^①	% of GOAL	ACTUAL	GOAL ^①	% of GOAL		
HOW MUCH DID WE DO?								
# OF NEW ENROLLMENTS	21	91	23.1%	22	129	17.1%		
\$ TRAINING EXPENDITURES (ITAs & OJTs)	\$14,960	\$63,907	23.4%	\$5,370	\$110,624	4.9%		
# OJT ENROLLMENTS (Ad & DW) ^②	2	12	16.7%					
HOW WELL DID WE DO?								
% OF ITA ENROLLMENTS IN ISOF*	100.0%	75.0%	133.3%	100.0%	75.0%	133.3%		
% OF OJT ENROLLMENTS IN ISOF* ^②	100.0%	75.0%	133.3%					
IS ANYONE BETTER OFF?								
% ENTERED EMPLOYMENT (of closed cases)	93.3%	75.0%	124.4%	88.2%	75.0%	117.6%		
% OF JOB PLACEMENTS WITHIN ISOF*	85.7%	50.0%	171.4%	80.0%	50.0%	160.0%		
% THAT ATTAINED CREDENTIAL (of participants in training) [^]	0.0%	60.0%	0.0%	27.3%	60.0%	45.5%		

① Reflective of annual goals with anticipated full compliance by June 30, 2019.

② In PY 2018/19 OJT Enrollment Goals span across both the WIOA Adult and the Dislocated Worker funding streams.

[^] Not a Contract Performance Measure, but data feeds up to the State for inclusion in the Local Area Performance calculation.

* ISOF = ACWDB's Priority Industry Sector and Occupational Framework

#DIV/0! = Insufficient data available to perform the calculation.

Template Revised August, 2018

CONTRACT PERFORMANCE INDICATORS REPORT (Adults & Dislocated Workers)
Results-Based Accountability (RBA) Format

Alameda County Workforce Development Board (ACWDB)
PERALTA COMMUNITY COLLEGE - NORTH CITIES Sub-Regional Workforce Network (SWN)
PY 2018/19; 1st QUARTER - JULY 01, 2018 THROUGH SEPTEMBER 30, 2018

FUND SOURCE:	ADULT			DISLOCATED WORKER		
	ACTUAL	GOAL ^①	% of GOAL	ACTUAL	GOAL ^①	% of GOAL
BENCHMARKS						
HOW MUCH DID WE DO?						
# OF NEW ENROLLMENTS	17	49	34.7%	16	70	22.9%
\$ TRAINING EXPENDITURES (ITAs & OJTs)	\$10,850	\$34,411	31.5%	\$975	\$59,567	1.6%
# OJT ENROLLMENTS (Ad & DW) ^②	0	7	0.0%			
HOW WELL DID WE DO?						
% OF ITA ENROLLMENTS IN ISOF*	100.0%	75.0%	133.3%	100.0%	75.0%	133.3%
% OF OJT ENROLLMENTS IN ISOF* ^②	0.0%	75.0%	0.0%			
IS ANYONE BETTER OFF?						
% ENTERED EMPLOYMENT (of closed cases)	100.0%	75.0%	133.3%	92.3%	75.0%	123.1%
% OF JOB PLACEMENTS WITHIN ISOF*	66.7%	50.0%	133.3%	75.0%	50.0%	150.0%
% THAT ATTAINED CREDENTIAL (of participants in training)	0.0%	60.0%	0.0%	0.0%	60.0%	0.0%

① Reflective of annual goals with anticipated full compliance by June 30, 2019.

② In PY 2018/19 OJT Enrollment Goals span across both the WIOA Adult and the Dislocated Worker funding streams.

^ Not a Contract Performance Measure, but data feeds up to the State for inclusion in the Local Area Performance calculation.

* ISOF = ACWDB's Priority Industry Sector and Occupational Framework

#DIV/0! = Insufficient data available to perform the calculation.

Template Revised August, 2018

CONTRACT PERFORMANCE INDICATORS REPORT (Adults & Dislocated Workers)
Results-Based Accountability (RBA) Format

Alameda County Workforce Development Board (ACWDB)
OHLONE COLLEGE - TRI-CITIES Sub-Regional Workforce Network (SWN)
PY 2018/19; 1st QUARTER - JULY 01, 2018 THROUGH SEPTEMBER 30, 2018

BENCHMARKS	ADULT			DISLOCATED WORKER		
	ACTUAL	GOAL ^①	% of GOAL	ACTUAL	GOAL ^①	% of GOAL
HOW MUCH DID WE DO?						
# OF NEW ENROLLMENTS	19	61	31.1%	25	86	29.1%
\$ TRAINING EXPENDITURES (ITAs & OJTs)	\$7,194	\$42,604	16.9%	\$22,195	\$73,749	30.1%
# OJT ENROLLMENTS (Ad & DW) ^②	2	8	25.0%			
HOW WELL DID WE DO?						
% OF ITA ENROLLMENTS IN ISOF*	0.0%	75.0%	0.0%	100.0%	75.0%	133.3%
% OF OJT ENROLLMENTS IN ISOF* ^②	100.0%	75.0%	133.3%			
IS ANYONE BETTER OFF?						
% ENTERED EMPLOYMENT (of closed cases)	83.3%	75.0%	111.1%	58.8%	75.0%	78.4%
% OF JOB PLACEMENTS WITHIN ISOF*	66.7%	50.0%	133.3%	90.0%	50.0%	180.0%
% THAT ATTAINED CREDENTIAL (of participants in training)	0.0%	60.0%	0.0%	0.0%	60.0%	0.0%

① Reflective of annual goals with anticipated full compliance by June 30, 2019.

② In PY 2018/19 OJT Enrollment Goals span across both the WIOA Adult and the Dislocated Worker funding streams.

^ Not a Contract Performance Measure, but data feeds up to the State for inclusion in the Local Area Performance calculation.

* ISOF = ACWDB's Priority Industry Sector and Occupational Framework

#DIV/0! = Insufficient data available to perform the calculation.

Template Revised August, 2018

CONTRACT PERFORMANCE INDICATORS REPORT (Adults & Dislocated Workers)

Results-Based Accountability (RBA) Format

Alameda County Workforce Development Board (ACWDB)

CHABOT/LAS POSITAS COMMUNITY COLLEGE - VALLEY Sub-Regional Workforce Network (SWN)

PY 2018/19; 1st QUARTER - JULY 01, 2018 THROUGH SEPTEMBER 30, 2018

BENCHMARKS	FUND SOURCE:		ADULT			DISLOCATED WORKER		
	ACTUAL	GOAL ^①	% of GOAL	ACTUAL	GOAL ^①	% of GOAL		
HOW MUCH DID WE DO?								
# OF NEW ENROLLMENTS	10	33	30.3%	15	46	32.6%		
\$ TRAINING EXPENDITURES (ITAs & OJTs)	\$0	\$22,941	0.0%	\$0	\$39,711	0.0%		
# OJT ENROLLMENTS (Ad & DW) ^②	0	4	0.0%					
HOW WELL DID WE DO?								
% OF ITA ENROLLMENTS IN ISOF*	0.0%	75.0%	0.0%	0.0%	75.0%	0.0%		
% OF OJT ENROLLMENTS IN ISOF* ^②	0.0%	75.0%	0.0%					
IS ANYONE BETTER OFF?								
% ENTERED EMPLOYMENT (of closed cases)	88.9%	75.0%	118.5%	86.4%	75.0%	115.2%		
% OF JOB PLACEMENTS WITHIN ISOF*	87.5%	50.0%	175.0%	84.2%	50.0%	168.4%		
% THAT ATTAINED CREDENTIAL (of participants in training)	0.0%	60.0%	0.0%	22.2%	60.0%	37.0%		

① Reflective of annual goals with anticipated full compliance by June 30, 2019.

② In PY 2018/19 OJT Enrollment Goals span across both the WIOA Adult and the Dislocated Worker funding streams.

^ Not a Contract Performance Measure, but data feeds up to the State for inclusion in the Local Area Performance calculation.

* ISOF = ACWDB's Priority Industry Sector and Occupational Framework

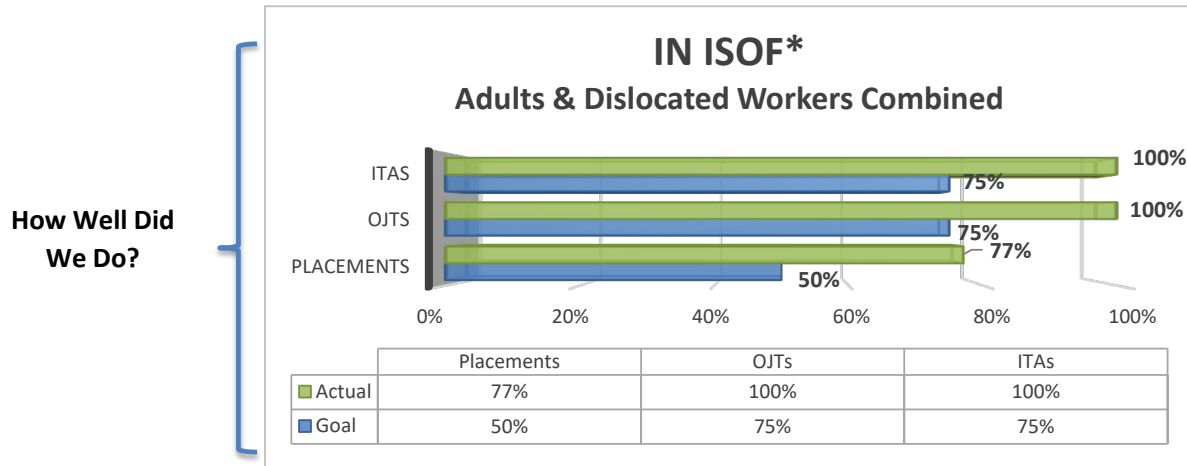
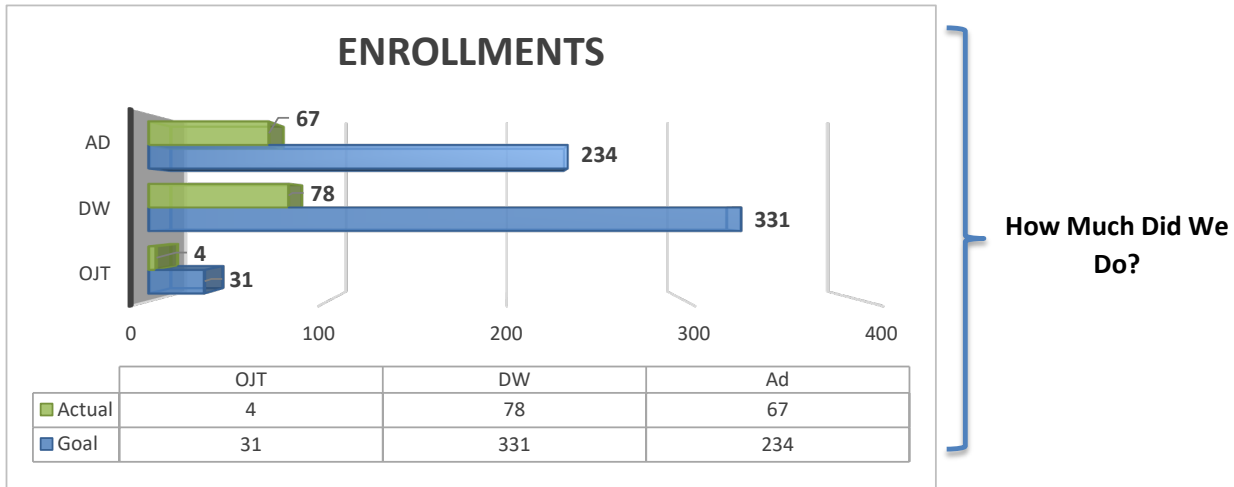
#DIV/0! = Insufficient data available to perform the calculation.

Template Revised August, 2018

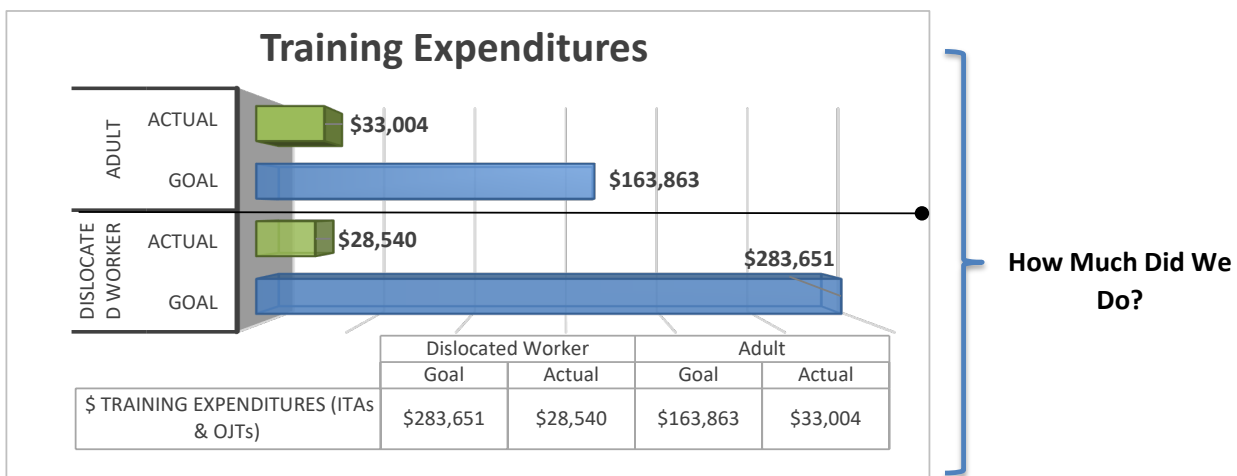
CONTRACT PERFORMANCE INDICATORS REPORT (Adults & Dislocated Workers)

AGGREGATE DATA

PY 2018/19; 1st QUARTER - JULY 01, 2018 THROUGH SEPTEMBER 30, 2018

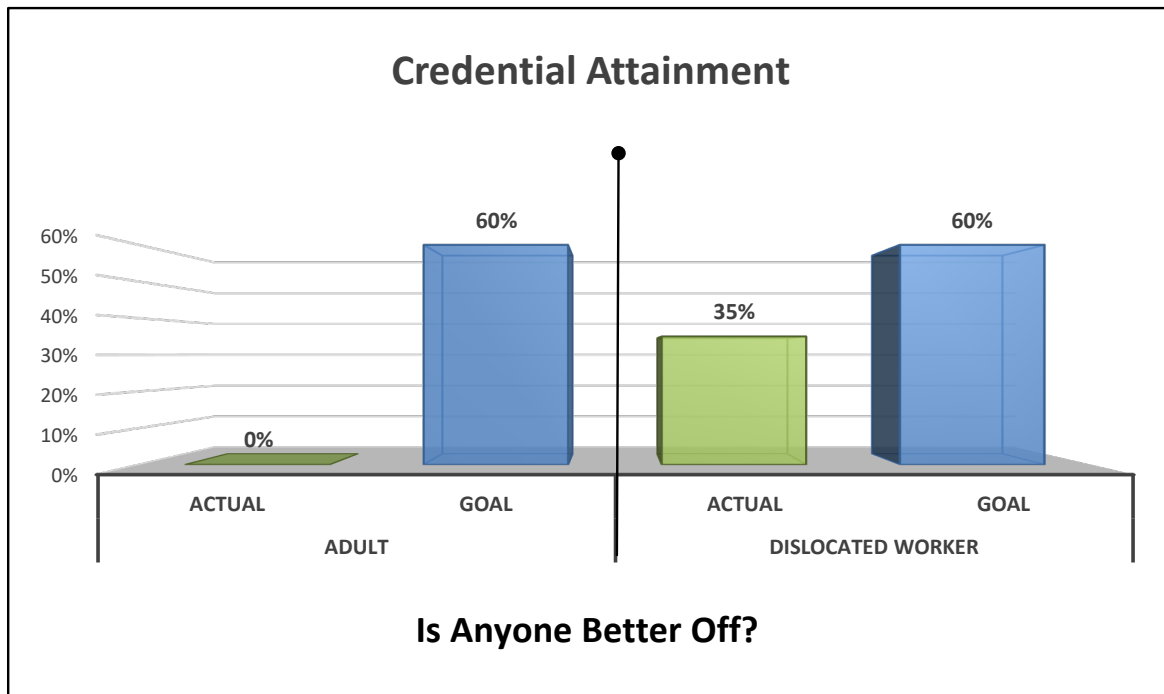
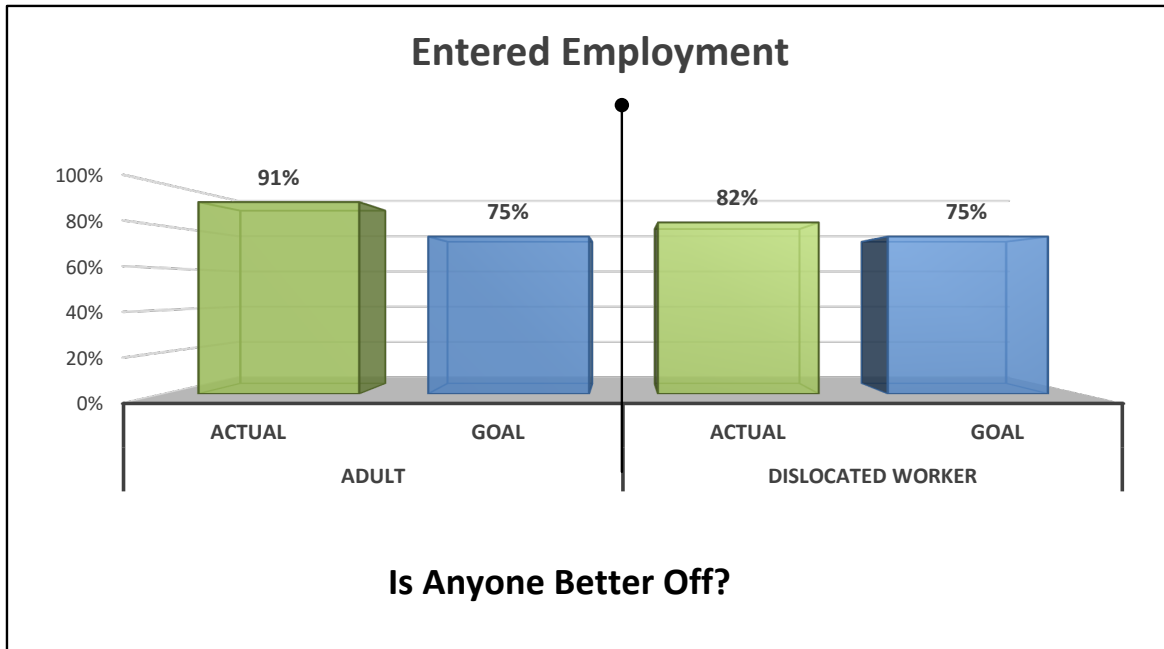


* ISOF = ACWDB's Industry Sector and Occupational Framework



**CONTRACT PERFORMANCE INDICATORS REPORT (Adults & Dislocated Workers)
AGGREGATE DATA**

PY 2018/19; 1st QUARTER - JULY 01, 2018 THROUGH SEPTEMBER 30, 2018



ITEM V.C. – REPORTS

YOUTH CONTRACT PERFORMANCE INDICATORS REPORTS PY 2018/2019; 1st Quarter; 7/1/2018 through 9/30/2018

BACKGROUND:

Under the Workforce Innovation and Opportunity Act (WIOA) legislation, Local Area Performance Measures include, for all WIOA Formula populations (Adults and Dislocated Workers and Youth):

1. Employment Rate at 2nd Quarter After Exit (Employment or Placement for Youth)
2. Employment Rate at 4th Quarter After Exit (Employment or Placement for Youth)
3. Median Earnings at 2nd Quarter After Exit
4. Credential Attainment within 4 Quarters After Exit

NOTE: “Placement” for Youth performance (specifically as referenced in items 1. and 2. above), is defined as placement in Employment, Education, Advanced Training, or the Military.

ANALYSIS OF REPORTS:

In-School Youth Innovation Program:

Beginning this program year, Soulciety became the sole provider for the In-School Youth Innovation Program. Soulciety serves primarily Eden Area In-School Youth but may serve In-School Youth from other sub-regions within Alameda County (excluding the City of Oakland).

Recruitment began in September, the beginning of the academic year-with the expectation that youth enrollments would begin in the second quarter of PY2018/19. Enrollments are lower than expected and staff is meeting with the provider to address contractual concerns and to provide technical assistance as needed.

Out-of-School Youth Future Force Program:

The Alameda County Workforce Development Board (ACWDB) has contracted three youth service providers for the Out-of-School Youth Future Force Program:

- Hayward Adult School
Serving the Eden Area and unincorporated areas of Alameda County;
- Berkeley Youth Alternatives
Serving the North Cities area of Alameda County; and
- La Familia Counseling Services
Serving the Tri-Cities and Valley areas of Alameda County.

These three youth service providers are continuing their relationship with the ACWDB after having been contracted for youth services during the prior procurement cycle.

As a system, the Out-of-School Youth Future Force programs have attained 51.8% of their enrollment goal for this program year – which places these providers ahead of their target goals for the first quarter of PY 2018/2019.

Please contact Michele G. Garcia, MIS Administrator if you have any questions regarding Local Area Performance Reports. You can reach Michele at (510) 259-3802 or by email at mggarcia@acgov.org.

ATTACHMENT:

V.C.1. – REPORT Youth CPIR PY18-19 Q1 (6 pages)

YOUTH CONTRACT PERFORMANCE INDICATORS REPORT (CPIR)

Results-Based Accountability (RBA) Format

Alameda County Workforce Development Board (ACWDB)

AGGREGATE OF ALL ACWDB YOUTH PROVIDERS

PY 2018/2019; 1st QUARTER - JULY 01, 2018 THROUGH SEPTEMBER 30, 2018

FUND SOURCE:	IN-SCHOOL			OUT-OF-SCHOOL		
BENCHMARKS	ACTUAL	GOAL ^①	% of GOAL	ACTUAL	GOAL ^①	% of GOAL
HOW MUCH DID WE DO?						
# OF NEW ENROLLMENTS (Full Enrollment by 4/30)	0	45	0.0%	58	112	51.8%
HOW WELL DID WE DO?						
% RECEIVED WORK-BASED LEARNING ACTIVITIES ^①	#DIV/0!	100.0%	#DIV/0!	63.3%	100.0%	63.3%
% RECEIVED SOFT-SKILLS/LEADERSHIP TRAINING ^②	#DIV/0!	100.0%	#DIV/0!	23.3%	100.0%	23.3%
IS ANYONE BETTER OFF?						
% YOUTH PLACEMENT ^③ (of closed cases)	#DIV/0!	61.0%	#DIV/0!	47.0%	61.0%	77.0%
% CREDENTIAL ATTAINMENT (of those enrolled in training)	#DIV/0!	50.0%	#DIV/0!	#DIV/0!	50.0%	#DIV/0!

① Work-Based Learning Activities (400-Summer Employment; 408-Internship; 409-Job Shadow; 425-Wk Exp Pd; 426-Wk Exp Unpd; 427-Intern Pd; 431-PreApprentice; 432-Apprentice; 433-Career Aware; 434-Career Explore; 437-PreApprent w/Occ Skills Trng)

② Soft Skills/Leadership = Activity 410-Leadership Development Services

③ Youth Placement = Placement in Employment, Education, Advanced Training, or the Military

"#DIV/0!" or "#REF!" = Insufficient data available to perform the calculation.

YOUTH CONTRACT PERFORMANCE INDICATORS REPORT (CPIR)

Results-Based Accountability (RBA) Format

Alameda County Workforce Development Board (ACWDB)

SOULCIETY - Youth Innovations (YIE)

PY 2018/2019; 1st QUARTER - JULY 01, 2018 THROUGH SEPTEMBER 30, 2018

FUND SOURCE:	IN - SCHOOL		
PERFORMANCE MEASURES	ACTUAL	GOAL ^①	% of GOAL
HOW MUCH DID WE DO?			
# OF NEW ENROLLMENTS (Full Enrollment by 4/30)	0	45	0.0%
HOW WELL DID WE DO?			
% RECEIVED WORK-BASED LEARNING ACTIVITIES ^①	#DIV/0!	100.0%	#DIV/0!
% RECEIVED SOFT-SKILLS/LEADERSHIP TRAINING ^②	#DIV/0!	100.0%	#DIV/0!
IS ANYONE BETTER OFF?			
% YOUTH PLACEMENT ^③ (of closed cases)	#DIV/0!	61.0%	#DIV/0!
% CREDENTIAL ATTAINMENT (of those enrolled in training)	#DIV/0!	50.0%	#DIV/0!

① Work-Based Learning Activities (400-Summer Employment; 408-Internship; 409-Job Shadow; 425-Wk Exp Pd; 426-Wk Exp Unpd; 427-Intern Pd; 431-PreApprentice; 432-Apprentice; 433-Career Aware; 434-Career Explore; 437-PreApprent w/Occ Skills Trng)

② Soft Skills/Leadership = Activity 410-Leadership Development Services

③ Youth Placement = Placement in Employment, Education, Advanced Training, or the Military

"#DIV/0!" or "#REF!" = Insufficient data available to perform the calculation.

Template Revised August, 2018

YOUTH CONTRACT PERFORMANCE INDICATORS REPORT (CPIR)
Results-Based Accountability (RBA) Format

Alameda County Workforce Development Board (ACWDB)
HAYWARD ADULT SCHOOL - Future Force Career Program (YOE)
PY 2018/2019; 1st QUARTER - JULY 01, 2018 THROUGH SEPTEMBER 30, 2018

PERFORMANCE MEASURES	FUND SOURCE:	OUT-OF-SCHOOL		
		ACTUAL	GOAL ^①	% of GOAL
HOW MUCH DID WE DO?				
# OF NEW ENROLLMENTS (Full Enrollment by 4/30)		25	60	41.7%
HOW WELL DID WE DO?				
% RECEIVED WORK-BASED LEARNING ACTIVITIES ^①		20.0%	100.0%	20.0%
% RECEIVED SOFT-SKILLS/LEADERSHIP TRAINING ^②		20.0%	100.0%	20.0%
IS ANYONE BETTER OFF?				
% YOUTH PLACEMENT ^③ (of closed cases)		100.0%	61.0%	163.9%
% CREDENTIAL ATTAINMENT (of those enrolled in training)		0.0%	50.0%	0.0%

① Work-Based Learning Activities (400-Summer Employment; 408-Internship; 409-Job Shadow; 425-Wk Exp Pd; 426-Wk Exp Unpd; 427-Intern Pd; 431-PreApprentice; 432-Apprentice; 433-Career Aware; 434-Career Explore; 437-PreApprent w/Occ Skills Trng)
 ② Soft Skills/Leadership = Activity 410-Leadership Development Services
 ③ Youth Placement = Placement in Employment, Education, Advanced Training, or the Military
 "#DIV/0!" or "#REF!" = Insufficient data available to perform the calculation.

YOUTH CONTRACT PERFORMANCE INDICATORS REPORT (CPIR)
Results-Based Accountability (RBA) Format

Alameda County Workforce Development Board (ACWDB)
BERKELEY YOUTH ALTERNATIVES (BYA) - Future Force Career Program (YON)
PY 2018/2019; 1st QUARTER - JULY 01, 2018 THROUGH SEPTEMBER 30, 2018

FUND SOURCE:	OUT - OF - SCHOOL		
PERFORMANCE MEASURES	ACTUAL	GOAL ^①	% of GOAL
HOW MUCH DID WE DO?			
# OF NEW ENROLLMENTS (Full Enrollment by 4/30)	10	52	19.2%
HOW WELL DID WE DO?			
% RECEIVED WORK-BASED LEARNING ACTIVITIES ^①	170.0%	100.0%	170.0%
% RECEIVED SOFT-SKILLS/LEADERSHIP TRAINING ^②	50.0%	100.0%	50.0%
IS ANYONE BETTER OFF?			
% YOUTH PLACEMENT ^③ (of closed cases)	40.9%	61.0%	67.1%
% CREDENTIAL ATTAINMENT (of those enrolled in training)	#DIV/0!	50.0%	#DIV/0!

36

① Work-Based Learning Activities (400-Summer Employment; 408-Internship; 409-Job Shadow; 425-Wk Exp Pd; 426-Wk Exp Unpd; 427-Intern Pd; 431-PreApprentice; 432-Apprentice; 433-Career Aware; 434-Career Explore; 437-PreApprent w/Occ Skills Trng)
 ② Soft Skills/Leadership = Activity 410-Leadership Development Services
 ③ Youth Placement = Placement in Employment, Education, Advanced Training, or the Military
 "#DIV/0!" or "#REF!" = Insufficient data available to perform the calculation.

YOUTH CONTRACT PERFORMANCE INDICATORS REPORT (CPIR)
Results-Based Accountability (RBA) Format

Alameda County Workforce Development Board (ACWDB)
LA FAMILIA - Future Force Career Program (YOT & YOY)
PY 2018/2019; 1st QUARTER - JULY 01, 2018 THROUGH SEPTEMBER 30, 2018

FUND SOURCE:	OUT-OF-SCHOOL					
Sub Region:	Tri-Cities (YOT)			Valley (YOY)		
PERFORMANCE MEASURES	ACTUAL	GOAL ^①	% of GOAL	ACTUAL	GOAL ^①	% of GOAL
HOW MUCH DID WE DO?						
# OF NEW ENROLLMENTS (Full Enrollment by 4/30)	21	35	60.0%	2	20	10.0%
HOW WELL DID WE DO?						
% RECEIVED WORK-BASED LEARNING ACTIVITIES ^①	14.3%	100.0%	14.3%	0.0%	100.0%	0.0%
% RECEIVED SOFT-SKILLS/LEADERSHIP TRAINING ^②	0.0%	100.0%	0.0%	0.0%	100.0%	0.0%
IS ANYONE BETTER OFF?						
% YOUTH PLACEMENT ^③ (of closed cases)	0.0%	61.0%	0.0%	33.3%	61.0%	54.6%
% CREDENTIAL ATTAINMENT (of those enrolled in training)	#DIV/0!	50.0%	#DIV/0!	#DIV/0!	50.0%	#DIV/0!

① Work-Based Learning Activities (400-Summer Employment; 408-Internship; 409-Job Shadow; 425-Wk Exp Pd; 426-Wk Exp Unpd;

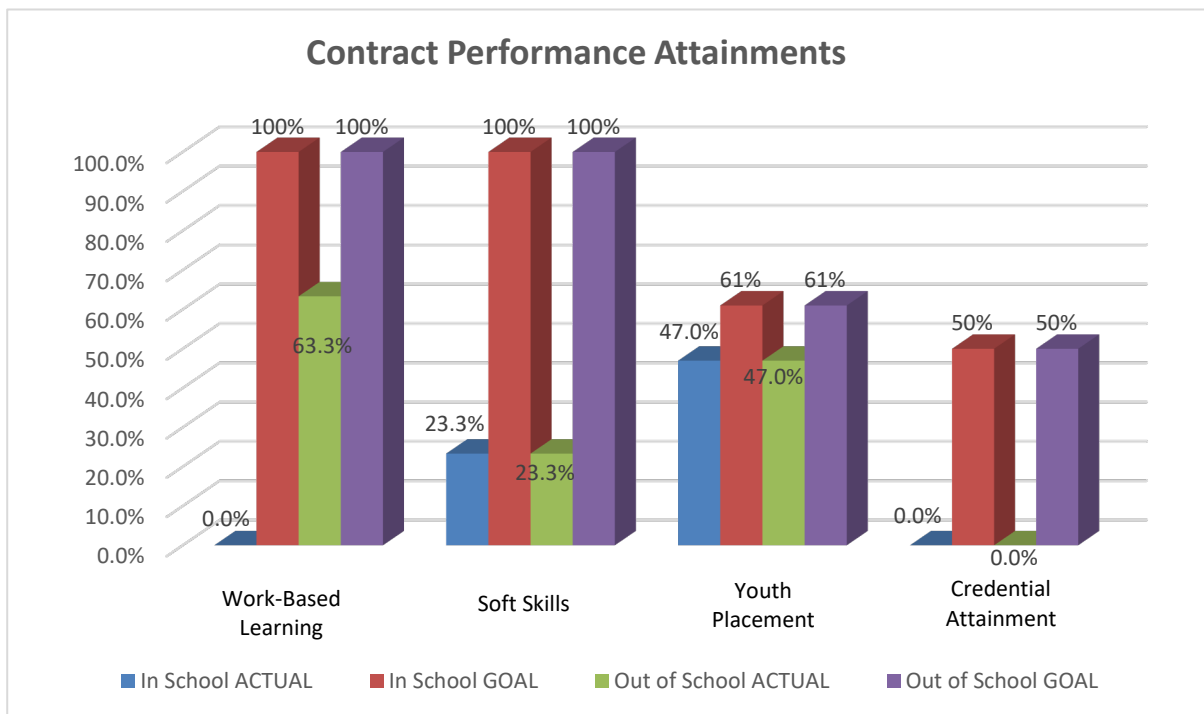
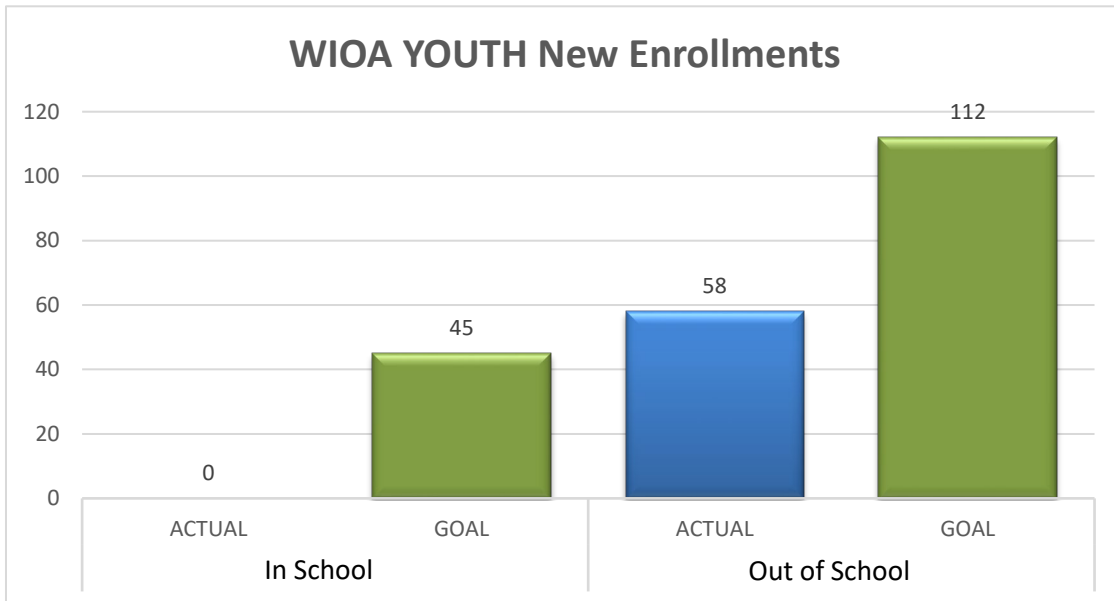
② Soft Skills/Leadership = Activity 410-Leadership Development Services

③ Youth Placement = Placement in Employment, Education, Advanced Training, or the Military

"#DIV/0!" or "#REF!" = Insufficient data available to perform the calculation.

Template Revised August, 2018

YOUTH CONTRACT PERFORMANCE INDICATORS REPORT (CPIR)
AGGREGATE OF ALL ACWDB YOUTH PROVIDERS
 PY 2018/2019; 1st QUARTER - JULY 01, 2018 THROUGH SEPTEMBER 30, 2018



ITEM V. D.1. – REPORT

RAPID RESPONSE REPORT PY 2018/19

Due to ongoing Rapid Response activity, Item V.D.1., Rapid Response Report PY 2018/2019 will be submitted to the Workforce Development Board (WDB) as a handout on updated activity at the December 17, 2018 WDB meeting. Staff wanted to provide the most current information to the Board.

VI. A. – INFORMATION

PRISON-TO-EMPLOYMENT INITIATIVE

BACKGROUND:

In July 2018, the California Legislature approved \$36 million from the General Fund to resource the Prison-to-Employment Initiative (P2E) proposed by Governor Jerry Brown. Funding for the P2E initiative is intended to support regional planning efforts, fund regional plan implementation, and provide resources for direct service to the formerly incarcerated and other justice-involved individuals. It also sets aside specific resources for both supportive services and earn and learn activities. The California Workforce Development Board (State Board) and the California Employment Development Department (EDD) made available approximately \$1,750,000 in funding for collaboration and development of regional partnerships and planning activities to serve the formerly incarcerated and other justice-involved individuals in California.

The State awarded the East Bay RPU \$95,000 for planning activities under P2E. The planning portion of the grant will span the next 11 months. The East Bay Regional Planning Unit (RPU) is comprised of four local workforce areas: Alameda County; the City of Oakland; Contra Costa County; and the City of Richmond. Of the four Local Areas, the Alameda County Workforce Development Board (ACWDB) will serve as the fiscal agent and lead workforce board for the P2E initiative. The implementation funding will be made available in 2019. Each local workforce board within the RPU is responsible for complying with the P2E planning as developed and agreed upon by the RPU.

The East Bay RPU has long been considered a leader in creating and implementing innovations in regional workforce development, with nationally recognized industry-sector partnerships and strong collaborations with education, labor, and community-based organizations. The region is excited to build upon this work and help those returning to the community from incarceration create new doorways and opportunities that will help them to fulfill the promise of the second chance that returning to the community offers.

The East Bay RPU will lead the charge, through stakeholder engagement, data analysis, customer experience feedback, collaborative planning, and articulated partnerships development. Additionally, the East Bay RPU partners will foster a regional system of coordinated service delivery and collaboration.

For further information, please contact Tamia Brown, Program Financial Specialist, at (510) 259-3884 or by email tamia.brown@acgov.org.

ITEM VI. B. – INFORMATION
ADVANCED MANUFACTURING DAY
AT CHABOT AND LANEY COLLEGE’S

BACKGROUND:

National Manufacturing Day (MFG Day) was observed during the first week of October and is a nation-wide effort to expose youth to the various opportunities in manufacturing. Due to its rapidly growing effort, MFG Day, also referred to as Advanced Manufacturing Day, has been extended throughout the month of October and November.

In support of MFG Day, many companies open their doors to its communities and local schools, allowing them to tour facilities and learn about production, design and operations. Local workforce boards, educational agencies, and economic development agencies hosted events or coordinated efforts with employers and organizations to create new energy around manufacturing introducing advanced manufacturing to inspire the next generation of makers.

The Alameda County Workforce Development Board (ACWDB) has been an active participant in MFG Day for the past four years, hosting MFG Day events in Hayward in partnership with Alameda County Office of Education (ACOE), at the Hayward City Hall and partnering with Ohlone College for their “Night of Science”.

The 2018 MFG Day was recognized in both October and November and included partnership with several schools, including our continuation schools, Eden ROP, Hayward, San Leandro, San Lorenzo and Alameda Unified School Districts as well as the chambers for each city. For Chabot College it was the Fourth collaborative event and Laney College hosted the first annual event for our R/4 schools. After students toured a manufacturing company, they were bused to each respective college to receive an overview of advanced manufacturing, treated to lunch, then given tours of different Career Technical Education labs.

Unique to this year’s effort was the inclusion of our local continuation/alternative education students from Lincoln, Royal Sunset and Brenkwitz schools all in the Eden Area in October, as well as Island Continuation school in Alameda for the November event.

Manufacturing employers opened their doors to these students to provide tours of their facilities and a firsthand experience on how modern manufacturing functions today.

The following schools were paired with the respective companies:

October

- Brenkwitz Northwood Design Partner – Union City
- Lincoln McIntyre – San Leandro
- Royal Sunset Santini Foods – San Lorenzo

November

- Island Semifreedi’s – Alameda
 Scandic Springs Inc. – San Leandro

Developing relationships with these companies will allow for continued outreach to provide ongoing experiences to these students such as:

- Guest speakers in the classroom
- Participation in Job/Career Fairs
- Workshops such as Interviewing Techniques
- Internships

The October MFG Day was held on Thursday, October 25th at Chabot College in Hayward. The November MFG Day was held on Thursday November 8th at Laney College in Oakland.

Both events went from 8:30 A.M. – 2:00 P.M. and provided work-based learning experiences for an estimated 300 students from our local school districts.

For more information, please contact Nancy Soto, Work-Based Learning Coordinator at (510) 259-3839 or by e-mail at nancy.soto@acgov.org.

ITEM VI.C. INFORMATION

METRIX ONLINE LEARNING ANNUAL REPORT

BACKGROUND:

The Metrix Online Learning (Metrix) portal services are provided by NY Wired which was established to provide state and local governments, not-for-profits agencies, and corporations with innovative and affordable training programs and technology solutions. The training course content is provided by Skillsoft. Skillsoft provides cloud-based learning solutions for customers worldwide, who range from global enterprises, government and education customers to mid-sized and small businesses. This workforce training tool is flexible and easy to use online. Career Services Providers (CSP) can deploy online learning that successfully delivers clear and measurable results.

For PY 2017/2018, Metrix introduced the “Career Pathways Portal” (Portal). The Portal is designed to aggregate community resources, address skills gaps, and cost effectively align training with industry demands. Based on a Metrix assessment, individuals are placed in a targeted information technology pathway and receive a comprehensive training plan. Career pathways are customized based on the individual needs and employers’ input.

Training is divided into four skill levels: Foundation, Industry, Sector, and Occupation. The Metrix assessment identifies skills gaps, then provides automatic remediation while outlining clear training milestones. Completion of pathway milestones are rewarded through a progressive badging system that dynamically displays skills attained and highlights their transferability.

The Portal acts as virtual skills repository by seamlessly integrating online training, external training, formal education, and prior work experience. In efforts to boost usage, the Eden Comprehensive America’s Job Center of California (AJCC), has offered targeted workshops to include work readiness tips and certification programs as part of Metrix orientations. Individuals are awarded customized badges as they advance through training.

Employers will also be able to search and recruit skilled workers from the Portal talent database. Furthermore, the Portal provides opportunities for employers to participate in identifying the skill necessary to gain industry-recognized certifications. Employers may also assist in the skill-pipeline by agreeing to provide internships, apprenticeships or on-the-job training opportunities for clients who successfully pass training milestones within Metrix.

Usage Activity

Overall Metrix usage has increased in all areas during program year (PY) 2017/2018. There was a 146% increase in license distribution through Metrix. Additionally, active clients more than doubled their course completions and training hours compared to PY 2016/2017.

	PY 2016/2017	PY 2017/2018	% Change
New Registrations	180	235	31% ↑
Training Hours	2,467	8,543	246% ↑
Completions	577	1,944	237% ↑
Licenses Issued	149	389	161% ↑

Metrix delivers the newest version to all end users of the ACWDB system. The new version provides access to new Career Pathways Tools (10 industries, 200+ occupations). Users now have the advantage to determine their skills gaps through skills assessments and get customized course recommendations. Metrix training will help them close the skills gaps and improve their job opportunities that lead to a career.

New this program year, ACWDB will be delivering Metrix to the Santa Rita Jail (SRJ) Job Center, leaving no participant out of the online skills gain opportunity. Metrix has been approved by jail administration, tested by IT, and soon staff will begin orientations to inmates. This is groundbreaking for NY Wired as this is the first time, nationwide that a jail has approved the Metrix Online Learning tool to be delivered to individuals while incarcerated. NY Wired has also worked with staff to set up custom programs for the SRJ population. These programs have been designed with custom curriculum tracks in different sectors. Staff/teachers will work closely with participants to provide mentoring and guidance.

Another noteworthy accomplishment to mention is that NY Wired has managed to successfully partner with Geographic Solutions the developer of California's CalJOBS systems. Through this partnership, NY Wired will launch a pilot project with the California Employment Development Department (EDD) and Geographic Solutions. This pilot will enable end users to access Metrix through the CalJOBS system. In addition, several workforce development boards across the state will be teaming up to test this new integration and the virtual access to all users of the CalJOBS system. ACWDB will be participating in the test integration with the expectation that this will increase industry certifications at an affordable cost.

For further information, please contact Tamia Brown, Program Financial Specialist, at (510) 259-3884 or by email tamia.brown@acgov.org.

ITEM VI.D. – INFORMATION

BUSINESS SERVICES UNIT PERFORMANCE MEASURES
PY 2018/2019

BACKGROUND:

At the December 14, 2017 Workforce Development Board (WDB) Committee meeting, the Board approved the adoption of a new business engagement model to be implemented by the Alameda County Workforce Development Board’s Business Services Unit (BSU) in PY 2018/2019. In the new model, the BSU continues to provide services such as customized training and rapid response activities to employers while also assuming the role of “intermediary” to internal and external partners to better coordinate employer-focused services throughout the County.

Transitioning to the new model requires assessing the type of data the BSU wants to collect to effectively measure performance around providing services to Alameda County businesses. To this end, at the May 10, 2018 meeting the Board approved the collection of baseline data both internally, and from employer-facing partner organizations that make up the Alameda County Business Engagement Team (ACBET) including the Employment Development Department (EDD), East Bay Economic Development Alliance (EBEDA), Workforce Benefits Administration (WBA), and the Community Development Agency (CDA) for PY 2018/2019. The Board also approved the modification of five (5) general performance measures for the BSU to report on for PY 2018/2019.

At the Organizational Effectiveness (OE) Committee meeting on April 11, 2018, members requested that progress reports on the data collected be presented to the OE Committee in PY 2018/2019, with an initial report in the fall. This Information Item serves as the first progress report.

BUSINESS SERVICES PERFORMANCE MEASURES:

1. Board Approved Measures:

Since transitioning to the new business engagement model in July 1, 2018, BSU staff has been collecting data on the five (5) performance measures that were modified from BSU measures from the previous program cycle (2013-2018). These measures continue to be relevant goals according to ACWDB priorities and are being tracked in both CalJOBS and through a shared Google Document within the BSU. The approved measures are as follows:

Serve 15 new businesses
Provide services to 12 small businesses
Enhance Rapid Response/Layoff Aversion services to generate 5 additional business relationships through the use of the EconoVue research tool, business assistance to employers, and training support to employers
Build local and regional collaboration with industry, trade, economic development and other business-oriented partners
Ensure 75% of events align with the Industry Sector and Occupational Framework (ISOF)

Please see Attachment VI.D.1. *Alameda County Workforce Development Board's Business Services Unit Performance Indicator Report: PY 2018/2019: 1st Quarter; 7/1/2018 through 9/30/2018* for performance to date.

2. Baseline Data to be Collected by BSU:

In addition to providing ongoing data on Board approved measures, the BSU has begun to collect baseline data on additional measures that reflect the impact of working collaboratively with the ACBET and other employer-facing agencies. The measures aim to demonstrate how outreach to employers has been conducted in a more strategic and systematic manner across ACBET partners, and three major publicly funded programs. These measures include:

- Collaborative Events with ACBET Partners
- Presentations at Employer-Focused Convenings
- Information ACBET Has Shared Through Their Channels
- Overall Employer Referrals (e.g. On-The-Job Training referrals to Career Services, referrals to other resource providers, etc.)

3. Performance Measures of ACBET Partners:

At the same time, BSU staff has begun conversations with ACBET partners around conducting an inventory of the types of performance measures they report on and identifying areas of alignment in data collection and technology. Collecting this information will avoid duplicative efforts across agencies and help the BSU identify gaps in collecting information that they could potentially fill.

Initial conversations on metrics began at the ACBET meeting in August 2018 and staff expects the information to be collected by spring 2019. Data to be collected in PY 2018/2019 will include:

- Types of performance measures partner agencies utilize for interfacing with businesses
- Systems or technology partners use to track data to assess alignment
- Use of the CalJOBS system and benefit to partners
- Assessment of partner capacity and area of special focus

4. Proposed State Measures:

In June 2018, EDD sent out a Draft Directive on Performance Guidance for WOIA Title I and III Programs, outlining three proposed "Effectiveness in Serving Employers" measures. The three measures are:

- Retention with the Same Employer
- Repeat Business Customers
- Employer Penetration Rate

The measures are designed to comprehensively gauge how well the State is serving employers. Data from the core programs will be aggregated to produce one state-level figure.

Based on feedback to the Directive from the Workforce Development Community, including from ACWDB, the State is reconsidering the effectiveness of the measures and will inform the

community when a decision is made. The State has unofficially responded that the community will be asked to report on repeat business and perhaps contribute a measure of their own choice.

For further information, contact Samantha Miller, Program Financial Specialist at (510) 259-3832 or email samiller@acgov.org.

ATTACHMENT:

VI.D.I. - Alameda County Workforce Development Board's Business Services Unit Performance Indicator Report: PY 2018/2019: 1st Quarter; 7/1/2018 through 9/30/2018

ALAMEDA COUNTY WORKFORCE DEVELOPMENT BOARD'S BUSINESS SERVICES UNIT**PERFORMANCE INDICATOR REPORT**

PY 2018/2019: 1st Quarter; 7/1/2018 through 9/30/2018

1. BOARD APPROVED MEASURES

GOALS	PERFORMANCE YTD	SERVICES PROVIDED	BUSINESS SERVED
1. Serve 15 new businesses	7	<ul style="list-style-type: none"> Recruitment referrals to career services Information on Customized Training (CT) and On-The-Job Training (OJT) 	Businesses include Freedom Forever, Spirit Halloween, G2 Metal Fab, Dreisbach
2. Provide Services to 12 Small Businesses (<100 employees)	5	<ul style="list-style-type: none"> Presented on BSU services (recruitment, training, re-entry event, etc.). Follow-up with invite to re-entry event 	Businesses include Nidaan Systems, A-Para Transit, Tric Breaking Traditions
3. Enhance Rapid Response/Layoff Aversion services to generate 5 additional business relationships (e.g. through Business Assistance Program, EconoVue, Customized Training)	1	<ul style="list-style-type: none"> Enhanced business engagement for mutual understanding and assistance including creating the WDB Roundtable set for October 18, 2018 	Tesla
4. Build Local & Regional Collaboration with Industry, Trade, Education and other Business oriented partners		<ul style="list-style-type: none"> Provided information on Business Services, Employer Re-Entry event collaboration, Trainings Establish priorities for collaborative activities and events 	<ul style="list-style-type: none"> Economic Development Departments at City of Hayward and City of Union City Convene monthly Business Engagement Team meetings with partners from SSA, EBEDA, EDD and CEDA Attend quarterly industry partnership meetings for ICT, Healthcare,

			<p>Transportation & Logistics to assess talent and training needs of industry</p> <ul style="list-style-type: none"> • Participation in Bay Area Pre-Apprentice Pathway (EB TAP) Consortia partnership with OPIC; Rising Sun; Alameda BTC; CCC BTC; and their affiliates.
<p>5. 75% of ACWDB events for Business Services align with Industry Sector and Occupational Framework (ISOF)</p>	<p>Yes</p>	<ul style="list-style-type: none"> • Re-Entry Roundtable (cross-sector) • BART (manufacturing) • Biocom Bay Area Life Resources Fair • Hayward Business Expo (cross-sector) • Rubicon Programs - Employment, Education & Resource Fair (cross-sector) 	

2. BASELINE DATA TO BE COLLECTED BY BSU TO ASSESS BUSINESS ENGAGEMENT

<u>GOALS</u>	<u>EVENT</u>	<u>SERVICES PROVIDED</u>	<u># OF BUSINESSES REACHED</u>
1. Collaborative Events with ACBET Partners	Employer Roundtable for Re-Entry Hiring (EDD, EBEDA)	Provided forum where employer champions could share successful re-entry hiring stories; provide information on hiring incentives and training; feedback tables for employers on various hiring and legal topics	40
	<i>SF Business Times</i> /EBEDA/Made in the Bay Area Manufacturing Innovators Forum	Attended employer panel and reported trends in industry to career services providers	
	EBEDA Membership Meeting w/Biotech Industry Panel	Attended employer panel and will report trends in industry to career services providers	
2. Presentations at Employer-Focused Convenings	Hayward Chamber of Commerce member meeting	Presentation on various BSU services including: <ul style="list-style-type: none"> • General BSU services • Employer Roundtable for Re-Entry Hiring • OJT, Customized Training, recruitment • Tx credits and incentives around hiring formerly incarcerated individuals 	6
	The Alameda County Employer Advisory Council (EAC)		10
	Biocom Bay Area Life Resources Fair		12
	Hayward Business Expo		20
	BART Contracting Opportunities for Small Businesses		20
	Rubicon Programs - Employment, Education & Resource Fair		20 (reached)

52

<u>GOALS</u>	<u>EVENT</u>	<u>SERVICES PROVIDED</u>	<u># OF BUSINESSES REACHED</u>
3. Information ACBET Has Shared Through Their Channels	To Be Collected From Partners		
4. Overall Employer Referrals (e.g. OJT referrals to Career Services, referrals to other partners, etc.)		<ul style="list-style-type: none"> • OJT Referrals to Career Services providers • Recruitment Referrals to Career Services • Business Referrals to partners/ resources 	15 (businesses include: Freedom Forever, Spirit Halloween, G2 Metal Fab, Census, Nidaan Systems, A-Para Transit, Tric Breaking Traditions, BART, Copper Harbor, Wisoman Foods, Bears for Humanity, Revolution Foods, Uplift Family Services, Amazon, Fremont Bank)

3. PERFORMANCE MEASURES OF ALAMEDA COUNTY BUSINESS DEVELOPMENT TEAM (ACBET)			
<u>GOALS</u>	<u>PERFORMANCE YTD</u>	<u>SERVICES PROVIDED</u>	<u>BUSINESS SERVED</u>
1. Types of performance measures partner agencies have for interfacing with businesses	To Be Determined w/ACBET		
2. Systems or technology partners use to track data to assess alignment	To Be Determined w/ACBET		
3. Use of CalJOBS system and benefit to partners	To Be Determined w/ACBET		
4. Assessment of partner capacity and area of special focus	To Be Determined w/ACBET		

54

4. PROPOSED STATE BUSINESS ENGAGEMENT MEASURES

<u>GOALS</u>	<u>PERFORMANCE YTD</u>	<u>SERVICES PROVIDED</u>	<u>BUSINESS SERVED</u>
1. Retention with the Same Employer (measures if employees remain with an employer Q2 and Q4 after exit)	To Be Determined by State based on feedback from Draft Directive WSDD-185 to Workforce Boards on 6/27/18		
2. Repeat Business Customers (tracks percentage of employers who have used core program services in current PY and in any of the three preceding PYs)	To Be Determined by State based on feedback from Draft Directive WSDD-185 to Workforce Boards on 6/27/18		
3. Employer Penetration Rate (tracks percentage of employers who use core program services out of all the employers in the state)	To Be Determined by State based on feedback from Draft Directive WSDD-185 to Workforce Boards on 6/27/18		

ITEM VI. E. – INFORMATION

REGIONAL AND LOCAL PLAN UPDATE

BACKGROUND:

Local Workforce Development Boards (LWDBs) are required to develop and submit a four-year Regional Plan and four-year Local Plan to the State Board (State), in alignment with the Workforce Innovation and Opportunity Act (WIOA). LWDBs are also required to submit modified plans at the two-year mark, to incorporate new state requirements.

The Four-Year Regional Plan generally communicates information about regional initiatives and priorities of Regional Planning Units (RPUs), while the Four-Year Local Plan reflects the unique features of programs, corresponding goals within a specific local area, and the needs of participants.

REGIONAL AND LOCAL PLAN 2016:

In late 2016, Alameda County Workforce Development Board (ACWDB) staff worked closely with Public Consulting Group (PCG) to coordinate a local planning process. The effort included stakeholder planning sessions, program participant focus groups, and employer surveys. The local planning process in 2016 built off the goals and ideas developed by ACWDB members at their retreat in November 2016.

The development of the Regional Plan was coordinated by the EASTBAY *Works* Coordinator and facilitated by PCG, in conjunction with the four LWDBs in the East Bay (Alameda County, Contra Costa County, Oakland, and Richmond). In a similar fashion, the Regional Plan required planning sessions as well as accurately reflecting regional workforce development strategies and activities in the East Bay Regional Planning Unit (EBRPU). The Regional and Local Plans went through a series of approvals:

1. ACWDB approved the Regional and Local Plans at their meeting in March 2017;
2. The Alameda County Board of Supervisors (BOS) approved both plans at their meeting in May 2017;
3. ACWDB's Local Plan received the maximum score and was approved by the State Board in May 2017;
4. The State Board approved the Regional Plan in June 2017.

REGIONAL AND LOCAL PLAN - TWO-YEAR MODIFICATION:

The State released a final directive in late July 2018, outlining new requirements to include in the two-year modification process. LWDBs are required to include four new partnership agreements with specific agencies to address the workforce development needs of the following populations:

Target Population	Primary Partner Agency
1. CalFresh Employment & Training (E&T) participants	Alameda County Social Services Agency
2. Child support participants	Department of Child Support Services
3. English Language Learners (ELL), foreign-born individuals, and Refugees	Alameda County Social Services Agency
4. People with intellectual or development disabilities	Department of Rehabilitation
5. Re-entry/justice-involved individuals*	California Prison Industry Authority and the Corrections and Community Partnerships administered by the Alameda County Probation Department

*A new partnership agreement to serve justice-involved individuals will be included in the modified Regional Plan.

The process to update the Regional and Local Plans also requires robust stakeholder engagement with the adult schools, community colleges, employers, community-based organizations, providers, and clients. Overall, the process is multi-layered and includes the following activities:

Phase 1 – Introductions

Facilitate formal introductions with new partners.

Phase 2 – Regional and Local Planning Sessions and Efforts

Plan, coordinate, and launch into planning sessions with new partners and various stakeholder groups, using various methods for engagement in the process.

Phase 3 – Local Partnership Agreement Draft

Work closely with new partners to draft local agreements with the purpose of working collaboratively to serve new target groups.

Phase 4 – Public Comment Period

Plan, coordinate, and launch into a 30-day public comment period once agreements are drafted to garner and incorporate feedback from the public.

Phase 5 – Approvals

Plan and coordinate the approval processes. Regional and Local Plans must receive approval from ACWDB members, the BOS, and the State Board.

SYSTEMS AND STRATEGIES COMMITTEE DISCUSSION:

Staff presented the Regional and Local Plan update as a discussion item to the Systems and Strategies Committee on November 14, 2018. Committee members were specifically asked to share their thoughts and ideas about launching an employer survey to include in the process.

Committee members shared their perspectives, noting that the employer survey should aim to reveal the following information:

1. Best practices used by employers to hire people from different target groups;
2. Employer willingness and perceptions in hiring from different target groups;
3. Regulatory and other concerns and considerations in hiring from different target groups; and,
4. The types of support services available on-the-job for workers requiring specific supports.

Some members also expressed interest in tapping into their own employer networks to help share the survey once it's drafted. Staff ensured members that the survey will be shared with them to facilitate greater survey participation.

UPDATE:

To date, ACWDB staff has successfully met with the new partners and completed four Regional and Local Planning (RLP) sessions across Alameda County, in partnership with the Oakland Workforce Development Board (OWDB), and the EASTBAY *Works* Coordinator. Other ACWDB staff also assisted in helping to ensure the RLP sessions were a success, by helping to sign-in visitors and taking notes at the table discussions.

New partners also joined the effort in a meaningful way, delivering presentations of their respective programs, which greatly helped in driving participant interest and engagement in the process. Approximately 60 people participated in the RLP sessions that took place between October 26, 2018 and November 5, 2018.

Staff has also consulted with new partners to determine the feasibility of launching client surveys, and many partners have expressed interest down-the-road. Staff is in process of developing an employer survey and plans to launch the survey in early December. Lastly, staff has begun to draft and share the new partnership agreements, in alignment with the feedback generated at the RLP sessions. (See Attachment VI.E.1- Overview of the Two-Year Local Plan Modification Timeline for more information).

Staff will continue to keep committee members updated on progress made with new partners. For more information, please contact Latoya Reed, Management Analyst at (510) 259-3833 or by email at: latoya.reed@acgov.org.

ATTACHMENT:

VI.E.1. – Overview of the Two-Year Local Plan Modification Timeline

OVERVIEW OF THE TWO-YEAR LOCAL PLAN MODIFICATION TIMELINE

Timeframe	Activities
September 2018 - November 2018	Facilitate formal introductions with new partners and hold Regional and Local Planning Sessions.
November 2018 - December 2018	Explore the feasibility of launching client-centered focus groups and/or surveys with new partners. Design and launch employer survey.
December 2018 - January 2019	Collaborate with new partners to draft agreements.
January 2019	Launch into 30-day public comment period once agreements are drafted.
February 2019	Close the 30-day public comment period.
February 2019	Present a draft of the modified Plan to the Systems and Strategies Committee.
March 2019	Present the modified Plan to the Workforce Development Board for approval and secure Chair's signature .
Late May 2019	Initiate the process to secure BOS approval of the modified Plan.
Mid-June	State Board approves or conditionally approves all modified Local Plans.
July 2019	State Board notifies Local Boards of any modified Local Plan deficiencies.
July 2019	BOS approves modified Local Plan.
August 1, 2019	Final corrected Plan with BOS signature is due to State Board.
September 1, 2019	All Plans receive full approval.

ITEM VI.F. – INFORMATION

CERTIFICATION OF THE EDEN AREA COMPREHENSIVE AMERICA’S JOB CENTER OF CALIFORNIA (AJCC) - UPDATE

BACKGROUND:

On May 10, 2018, the Alameda County Workforce Development Board (ACWDB) approved the certification of the Eden Area Comprehensive America’s Job Center of California (AJCC). Under the Workforce Innovation and Opportunity Act (WIOA) local Boards are required to certify their Comprehensive AJCCs every three years, by conducting an independent and objective evaluation. ACWDB had retained a consultant to conduct the evaluation.

There are two levels of certification - Baseline and the Hallmarks of Excellence. The Baseline certification focused on compliance with WIOA statutes and regulations and was successfully submitted by ACWDB staff to the State in December 2017. Within the Hallmarks of Excellence, there are a total of eight measures concentrated on continuous improvement through identifying the Comprehensive AJCC’s strengths, as well as areas where improvements could be recommended. For a successful certification, the AJCC must receive a ranking of 3 or better on a scale of 1 to 5 in each hallmark.

At the Organizational Effective (OE) Committee meeting in April 2018, the ACWDB consultant presented the results of the evaluation. The Comprehensive AJCC met the standards for Hallmarks of Excellence in each category with a score of 3 or better. The ranking definitions are as follows:

- 3 – Have a satisfactory amount of the hallmark in place for the majority of the time.
- 4 – Significantly meeting the hallmark with room for improvement.
- 5 – Achieving and excelling at the hallmark.

Below is a summary of the rankings:

Eden Area Comprehensive AJCC Summary of Rankings	
The Hallmarks of Excellence	Ranking
1. The AJCC’s physical location and facility enhances the customer experience	4
2. The AJCC ensures universal access with an emphasis on individuals with barriers to employment	4
3. The AJCC actively supports the One-Stop system through effective partnerships	4
4. The AJCC provides integrated, customer-centered services	3
5. The AJCC is an on-ramp for skill development and attainment of industry-recognized credentials which meet the needs of targeted regional sectors and pathways	4

6. The AJCC actively engages industry and labor and supports regional sector strategies through an integrated business service strategy that focuses on quality jobs	4
7. The AJCC has high-quality, well-informed, cross-trained staffing	3
8. The AJCC achieves business results through data-driven continuous improvement	4
Total Ranking for Hallmarks of Excellence:	4

UPDATE:

The certification process also included a continuous improvement plan of over 18 goals covering program years 2018-2020. The ACWDB staff will meet with Eden Area Comprehensive AJCC/Rubicon Programs on a quarterly basis to review goals and discuss progress. On November 16, 2018, ACWDB and Rubicon Programs staff met and discussed the status of improvement goals. For the two goals with the October 31, 2018 due date, Rubicon Programs requested an extension to the end of the year. It is anticipated that the remaining improvement goals will be completed by December 31, 2018.

Below are the following goals with the corresponding hallmark through December 2018:

Hallmark	Action	Agency	Due Date
2	Make the Limited English Proficiency Plan available in Alameda County threshold languages.	ACWDB & AJCC	December 31, 2018
3	Update the partner services inventory and review or update quarterly.	AJCC	October 31, 2018
3	Utilize the partner service inventory to update Eden Area AJCC collaborative outreach collateral.	AJCC	December 31, 2018
4	Update their organizational chart to include collocated partners.	AJCC	December 31, 2018
4	Update client flow chart to include partner services.	AJCC	December 31, 2018
6	Expand access to business publications and industry resources.	AJCC	October 31, 2018
7	Ensure that partner services eligibility trainings are conducted.	AJCC	December 31, 2018
1	Ensure addition of Eden Area AJCC signage on the third floor.	ACWDB	December 31, 2018

The certification process and updates reside with the OE Committee, but the Systems and Strategies (S&S) Committee will also be informed of the continuous progress the Comprehensive AJCC makes in accomplishing improvement goals.

For more information please contact, David Dias, Career Center Coordinator at (510) 780-8768 or through email at david.dias@acgov.org.

ITEM VI.G. – INFORMATION

RE-ENTRY EMPLOYER ROUNDTABLE EVENT AND PARTICIPANT SURVEY RESULTS

BACKGROUND:

The Alameda County Workforce Development Board (ACWDB) hosted its first Re-Entry Employment Roundtable at the Eden Area Multi-Service Center in Hayward on September 20, 2018. The purpose of the Re-Entry Employer Roundtable was to allow employers who have hired re-entry individuals in the past to share their successes and obstacles and for the ACWDB to gather feedback from employers on how to better prepare re-entry individuals for employment.

The ACWDB assembled an employer panel consisting of the East Bay Economic Development Alliance, SAS Automotive, the Building and Trades Council, and the Youth Food Project. The panel was moderated by Corey Rennel of Core Foods. The event highlighted guest speaker Captain Marty Neideffer from the Alameda County Sheriff's Office and offered breakout sessions allowing employers to engage in one-on-one dialogue with table moderators. The event concluded with a presentation from Phil Hernandez of the National Employment Law Project.

Over 40 employers attended the Re-Entry Employer Roundtable. Participants were given the opportunity to provide event feedback to the ACWDB. The overall feedback from employers was very positive. Employers were presented a total of eight statements and asked to rate them from strongly agree to strongly disagree. The survey included four additional questions with fill-in responses, that consisted of the following:

1. What was the most/least relevant part of the roundtable for you?
 - Answers included sharing and hearing experiences of hiring re-entry employees and discussing those experiences with other employers.
2. What changes would you recommend for a more productive roundtable?
 - The most common reply was attendees felt the event wasn't long enough.
3. What topic/area did you want to have included that was not addressed?
 - Suggestions for additional topics for future events included discussing living wages and inviting other employers that are working with re-entry employees.
4. What three actions do you plan to take based on the information you learned today?
 - For this question, attendees wrote about their plans to share the information they received from the Re-Entry Employer Roundtable as well as networking with other employers hiring re-entry personnel.

UPDATE:

The ACWDB in partnership with Alameda County Human Resources Services will host a follow-up Re-Entry Employer Event in January 2019. The event will take place in the Eden Area at a location to be determined. Employers who either attended or were invited to the previous event, as well as additional employers will be invited. The January 2019 event will include additional testimonials from individuals that have hired re-entry individuals as well as guest speakers and information sessions.

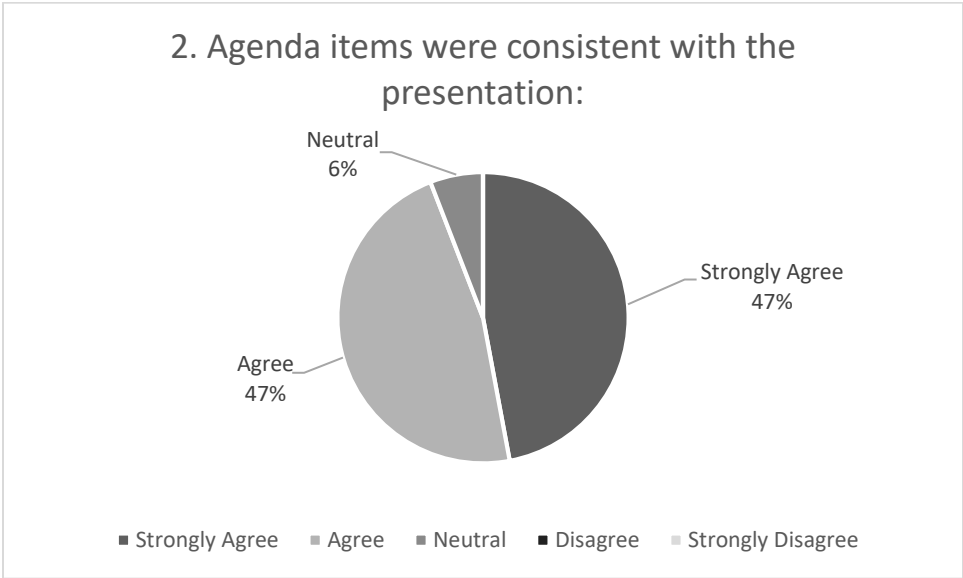
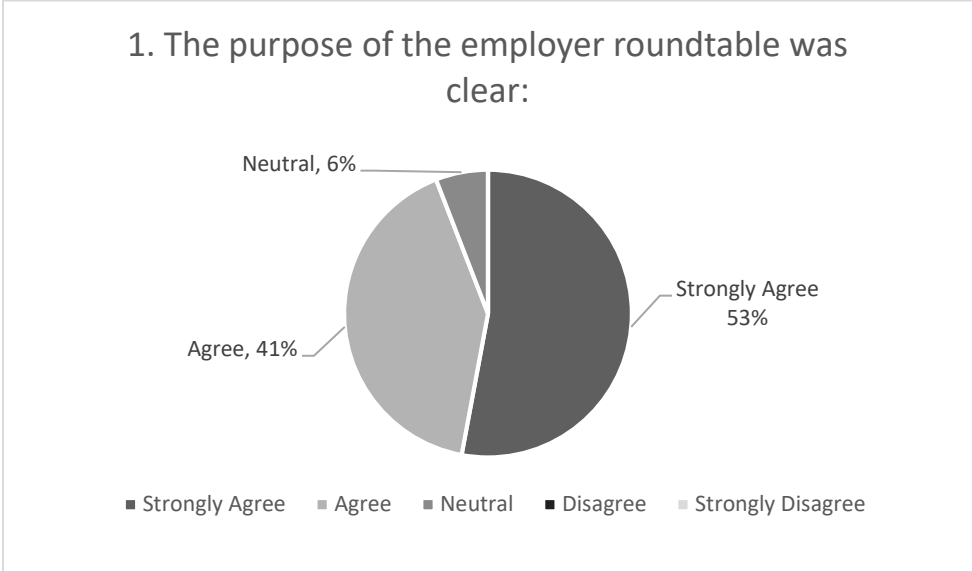
See survey questions and results compiled on Attachment VI.G.1

For more information, please contact David Dias, Program Financial Specialist at (510) 780-8768 or email at david.dias@acgov.org.

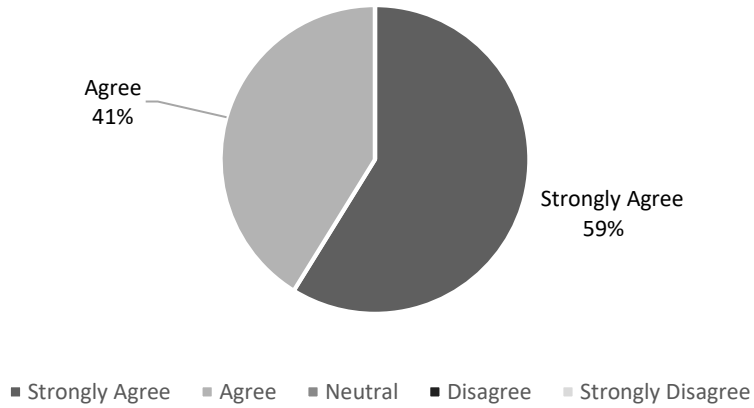
ATTACHMENT:

VI.G.1. – Re-Entry Employer Roundtable Participant Survey Results

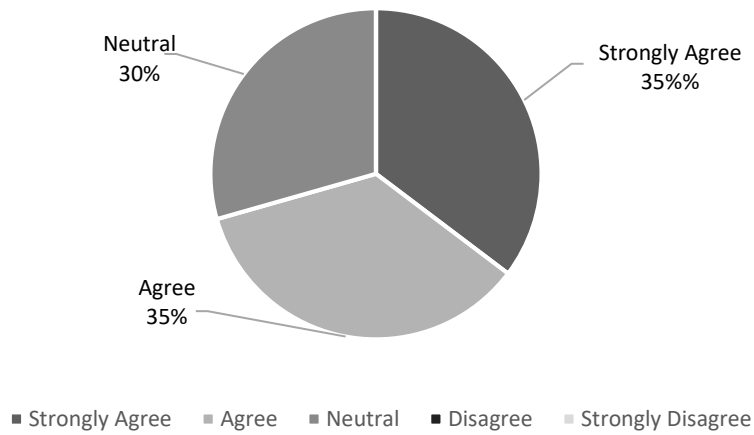
RE-ENTRY EMPLOYER ROUNDTABLE PARTICIPANT SURVEY RESULTS



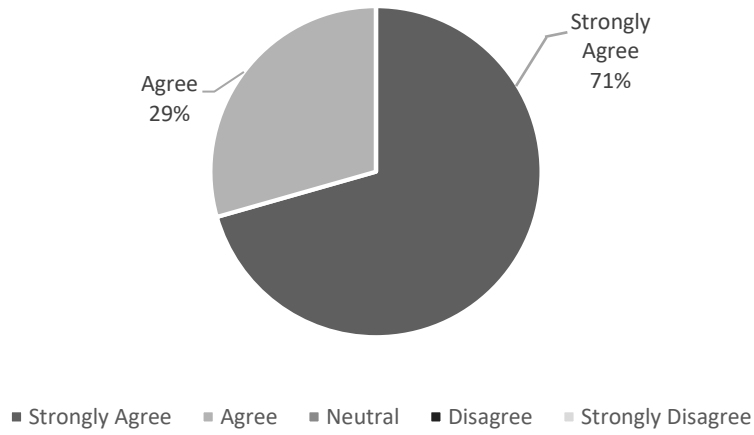
3. Presentation mode was stimulating and engaging:



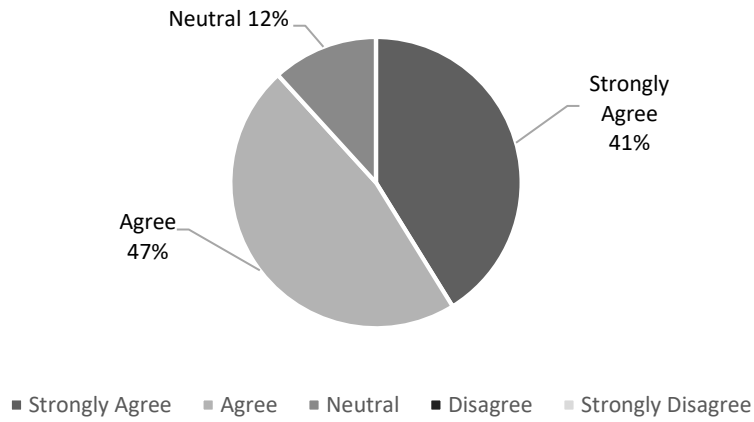
4. There were adequate opportunities to interact:

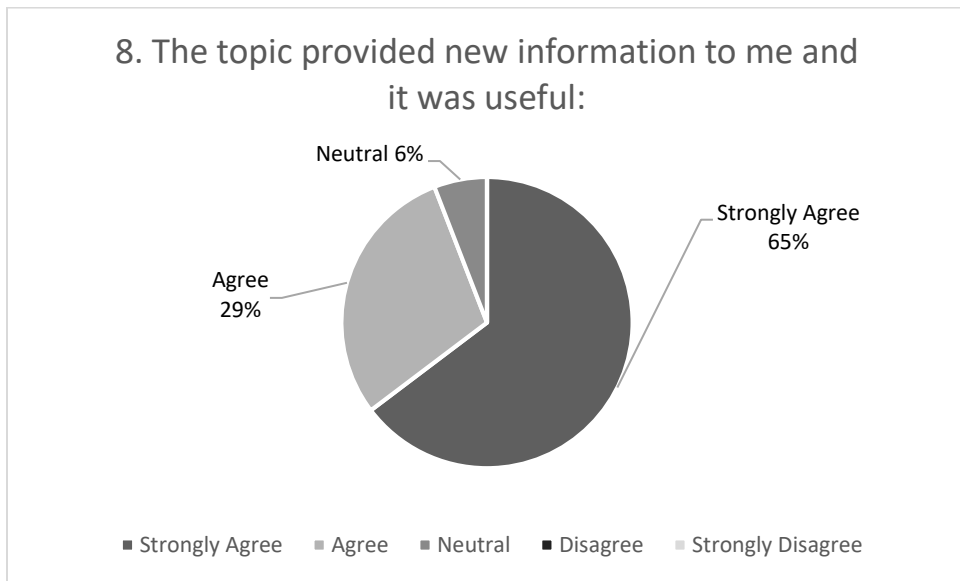
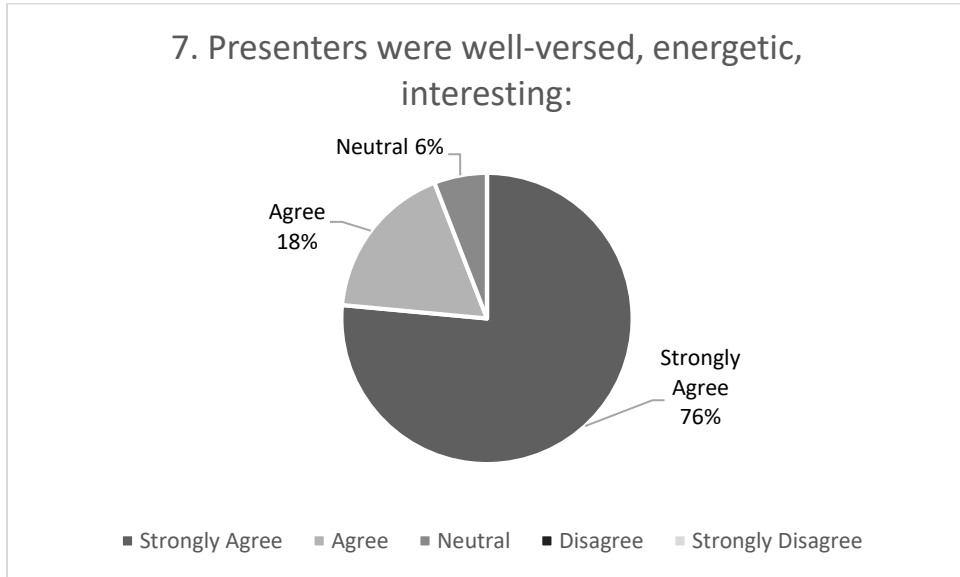


5. The seating was appropriate for the event:



6. The material/presentation challenged your thinking:





ITEM VI.H. INFORMATION

ALAMEDA COUNTY WORKFORCE DEVELOPMENT BOARD
2019 MEETING CALENDAR *

FEBRUARY 2019

- 6 Organizational Effectiveness Committee (9:30 – 11:30 AM, California Poppy Room, 2nd Floor)
- 11 Youth Committee (1:00 – 3:00 PM, California Poppy Room, 2nd Floor)
- 20 Systems and Strategies Committee (9:00 – 11:00 AM, California Poppy Room, 2nd Floor)
- 27 Executive Committee (9:30 – 11:30 AM, California Poppy Room, 2nd Floor)

MARCH 2019

- 14 Workforce Development Board (9:00 AM – 12 Noon, California Poppy Room, 2nd Floor)

APRIL 2019

- 8 Youth Committee (1:00 – 3:00 PM, California Poppy Room, 2nd Floor)
- 10 Organizational Effectiveness Committee (9:30 – 11:30 AM, California Poppy Room, 2nd Floor)
- 17 Systems and Strategies Committee (9:00 – 11:00 AM, California Poppy Room, 2nd Floor)
- 24 Executive Committee (9:30 - 11:30 AM, California Poppy Room, 2nd Floor)

MAY 2019

- 9 Workforce Development Board (9:00 AM – 12 Noon, California Poppy Room, 2nd Floor)

AUGUST 2019

- 7 Organizational Effectiveness Committee (9:30 – 11:30 AM, California Poppy Room, 2nd Floor)
- 12 Youth Committee (1:00 – 3:00 PM, California Poppy Room, 2nd Floor)
- 21 Systems and Strategies Committee (9:00 – 11:00 AM, California Poppy Room, 2nd Floor)
- 28 Executive Committee (9:30 - 11:30 AM, California Poppy Room, 2nd Floor)

SEPTEMBER 2019

12 Workforce Development Board (9:00 AM – 12 Noon, California Poppy Room, 2nd Floor)

NOVEMBER 2019

4 Youth Committee (1:00 – 3:00 PM, California Poppy Room, 2nd Floor)

6 Organizational Effectiveness Committee (9:30 – 11:30 AM, California Poppy Room, 2nd Floor)

13 Systems and Strategies Committee (9:00 – 11:00 AM, California Poppy Room, 2nd Floor)

20 Executive Committee (9:30 - 11:30 AM, California Poppy Room, 2nd Floor)

DECEMBER 2019

12 Workforce Development Board (9:00 AM – 12 Noon, California Poppy Room, 2nd Floor)

NOTE: All meetings are located at the Eden Area Multi Service Center, 24100 Amador Street, Hayward.

9/25/18

ITEM VI.I. – INFORMATION

ALAMEDA COUNTY

WORKFORCE DEVELOPMENT BOARD (WDB)

MEMBER LIST

BUSINESS (51%)

CHAIRPERSON – JENNIFER ONG

Jennifer Ong, Owner & Dr of Optometry
Family Eye Care
2223 Santa Clara Avenue, Suite A
Alameda, CA 94501
Tel: 510-521-0551
E-Mail: drjenniferong@gmail.com

Tyler Abbott, Business Consultant, Finance
420 Ulloa Street
San Francisco, CA 94127
Tel: 415-786-3560
E-Mail: tyler@abbottfamily.org

Alexandria Baker, South Bay Manager,
Power Pathway
PG&E
245 Market, N4R
San Francisco, CA 94105
Tel: 925-246-3875
E-Mail: A2Bs@pge.com

Jeff Bowser, Solution Sales Champion
Vodafone Americas
2426 Tapestry Way
Pleasanton, CA 94566
Tel: 925-765-9228
E-Mail: jeff.bowser@vodafone.com

Jennifer Cogley, Deputy Director of Community
Relations
Bayer
800 Dwight Way, B64/R316
Berkeley, CA 94710
Tel: 510-705-6965
E-Mail: jennifer.cogley@bayer.com

VICE-CHAIRPERSON – BETHANY MCCORMICK

Bethany McCormick, Engineering Recruitment
& Diversity Manager – Lawrence Livermore
7000 East Avenue, Building 131
Livermore, CA 94551
Tel: 925-423-0174
E-Mail: McCormick11@llnl.gov

Kathy Mello, CFO/COO
TGIF Auto Body, Inc.
4595 Enterprise Street
Fremont, CA 94538
Tel: 510-490-1342, x 109
E-Mail: Kathy@tgifauto.com

Larry Nichols, CEO
Steri-Tek
1044 N. Capitol Avenue
San Jose, CA 95133
Tel: 510-933-9700
E-Mail: Kathy@steri-tek.com

Paul Reyes, Sales Manager, Northern California Experis
345 California Street, Suite 350
San Francisco, CA 94104
Tel: 925-828-5421
E-Mail: paul.reyes@experis.com

Melissa Stoller, VP Community Affairs Regional Officer
Bank of the West
180 Montgomery Street, 8th Floor
San Francisco, CA 94104
Tel: 415-399-8271
E-Mail: melissa.stoller@bankofthewest.com

BUSINESS (Continued)

Nan Maxwell, Sr. Researcher
Mathematica Policy Research
4230 Laurel St., #4
505 14th Street, Suite 800
Oakland, CA 94612-1475
Tel: 510-830-3726
E-Mail: nmaxwell@mathematica-mpr.com

Mario Wagner, CEO
RF Contractors
8055 Collins Drive
Oakland, CA 94621
Tel: 510-228-2994
E-Mail: mwagner@rfcontractors.com

VACANT (1)

EDUCATION

Higher Education – Community College

Julia Dozier, District Executive Director of
Economic Dev. & Contract Ed.
Chabot-Las Positas Community College District,
7600 Dublin Blvd, 3rd Floor
Dublin, CA 94568
Tel: 925-249-9370
E-Mail: jdozier@clpccd.org

WIOA Title II – Adult & Literacy

Brad Frazier, Principal
San Leandro Adult School
1448 Williams Street
San Leandro, CA 94577
Tel: 510-618-4424
E-Mail: bfrazier@slusd.us

Christopher Rose, Operations Manager
Copper Harbor Co.
2300 Davis St.
San Leandro, CA 94577
Tel: 408-508-3991
E-Mail: christopher.rose06@gmail.com

Economic Development

Darien Louie, Executive Director
East Bay EDA
1221 Oak Street
Oakland, CA 94612
Tel: 510-272-3874
E-Mail: darien@eastbayeda.org

Tina Kapoor, Economic Development Manager
City of Fremont
3300 Capitol Avenue
Fremont, CA 94538
Tel: 510-284-4023
E-Mail: TKapoor@fremont.gov

WORKFORCE REPRESENTATIVES (20%)

Labor (15%)

Eric Darby, Heavy Duty Journey Level Mech
A C Transit – ATU 192
8460 Enterprise Way
Oakland, CA 94621
Tel: 510-635-0192
E-Mail: edarby@atu192.org

Tony Lam, Building Trades Apprentice
SMWIA 104
4509 Laura Way
Union City, CA 94587
Tel: 510-378-5134
E-Mail: vubalam@hotmail.com

GOVERNMENT

State Employment Service

Chudy Nnebe, Cluster Manager
Workforce Services – Alameda County
Employment Development Department
7677 Oakport St, Ste 350
Oakland, CA 94621
Tel: 510-564-0511
E-Mail: chuwudi.nnebe@edd.ca.gov

GOVERNMENT (Continued)

State Department of Rehabilitation

Brian Salem, Staff Services Manager I
California State Department of Rehabilitation
1515 Clay Street, Suite 119
Oakland, CA 94612
Tel: 510-622-2776
E-Mail: bsalem@dor.ca.gov

Community Based Organization

Kimberly Scrafano, Vice President, Workforce Dev.
Goodwill Industries of the Greater East Bay
1301 – 30th Avenue
Oakland, CA 94601
Tel: 510-698-7223
E-Mail: kscafano@eastbaygoodwill.org

Tom Heinz, Executive Director
East Bay Innovations
2450 Washington Avenue, Suite 240
San Leandro, CA 94577
Tel: 510-618-1580, x11
E-Mail: theinz@eastbayinnovations.org

WORKFORCE REPRESENTATIVES (Continued)

Labor

John Torok, Shop Steward
AFL-CIO/SEIU Local 1000
1909 San Pablo Ave, #E
Oakland, CA 94612
Tel: 415-202-2773
E-Mail: john.torok@edd.ca.gov

VACANT (2)

WDB COMMITTEES

Executive Committee

Jennifer Ong, WDB Chair
Bethany McCormick, WDB Vice-Chair
Paul Reyes, Systems and Strategies Committee Chair
Brian Salem, Organizational Effectiveness Committee Chair
Alexandria Baker, Youth Committee Chair

Systems and Strategies Committee

Paul Reyes, Chair
John Torok, Vice Chair
Chudy Nnebe
Tom Heinz
Tina Kapoor
Tony Lam
Darien Louie
Susie Passeggi
Kimberly Scrafano
Melissa Stoller

Organizational Effectiveness Committee

Brian Salem, Chair
(VACANT), Vice-Chair
Tyler Abbott
Jennifer Cogley
Brad Frazier
Nan Maxwell
James Paxson

Youth Committee

Alexandria Baker, Chair
Lisa Meza, Vice-Chair
Faith Battles
Jeff Bowser
Eric Darby
Gana Eason
Linda Evans
Elizabeth Lockerbie
Kathy Mello
Larry Nichols
Raquel Ramsey-Shelton

10/12/18

ITEM VI.J. - INFORMATION

ALAMEDA COUNTY WORKFORCE DEVELOPMENT BOARD **PY 2018/19 SERVICE PROVIDER LIST**

Business Services Unit Contacts

Samantha Miller, Program Financial Specialist
PH: (510) 259-3832
E-MAIL: samantha.miller@acgov.org

Javier Contreras, Rapid Response Coordinator
PH: (510) 259-3831
E-MAIL: javier.contreras@acgov.org

Nancy Soto, Work-Based Learning Coord.
PH: (510) 259-3839
E-MAIL: nancy.soto@acgov.org

Career Center System **America's Job Centers of California (AJCC)**

EDEN AREA COMPREHENSIVE CAREER CENTER

24100 Amador Street, 3rd Floor
Hayward, CA 94544
PH: (510) 670-5700

Vi Ngo, Site Manager
PH: (510) 265-8376
E-MAIL: vin@rubiconprograms.org

FREMONT EDD

39155 Liberty Street, Suite B200
Fremont, CA 94538-1516
PH: (510) 794-3667

Kalpana Oberoi, Site Manager
PH: (510) 794-3957
E-MAIL: kalpana.oberoi@edd.ca.gov

Chudy Nnebe, Cluster EDD Manager
PH: (510) 564-0511
E-MAIL: chuckwudi.nnebe@edd.ca.gov

Sub-Regional Workforce Networks – Career Service Providers

NORTH CITIES CAREER CENTERS

College of Alameda
555 Ralph Appezato Memorial Parkway, Portable P
Alameda, CA 94501
PH: (510) 748-2208

Stefanie Bradshaw, Site Manager
PH: (510) 748-2399
E-Mail: sbradshaw@peralta.edu

Berkeley Adult School

1701 San Pablo
Berkeley, CA 94702
PH: (510) 644-6630

OHLONE COLLEGE TRI-CITIES CAREER CENTER – NEWARK

Ohlone College Campus

39399 Cherry Street, Room 1211
Newark, CA 94560
PH: (510) 742-2323

Daniel Newell, Site Manager

PH: (510) 742-2320
E-MAIL: dnewell@ohlone.edu.

Binh Nguyen, Executive Director

PH: (510) 659-6441
E-MAIL: bnguyen@ohlone.edu

TRI-VALLEY CAREER CENTER

6300 Village Parkway, Suite 100
Dublin, CA 94568-3009
PH: (925) 560-9431

Sarah Holtzclaw, Site Manager

PH: (925) 560-9439
E-MAIL: sholtzclaw@clpccd.org

SANTA RITA JAIL CAREER CENTER

5325 Broader Blvd.
Dublin, CA 94568

Charles Turner, Re-Entry Services

PH: (510) 507-6591
E-MAIL: Charles.turner@acgov.org

Youth/Young Adult Program Operators – PY 2018/19

Youth Innovation Program - In-School Youth Services

EDEN AREA (Hayward, San Leandro, San Lorenzo, Castro Valley, Ashland, Cherryland, Fairview)

Elevate Soulciety

22612 Foothill Blvd., Suite 200
Hayward, CA 94541

Ron Cariño, Executive Director

PH: (510) 676-7367
E-MAIL: ronnie@soulciety.org

Tony Louie, Program Manager

PH: (510) 258-1384
E-MAIL: tlouie@soulciety.org

Young Adult Future Force Career Program - Out-of-School Youth Services

NORTH CITIES (Alameda, Albany, Berkeley, Emeryville, Piedmont)

Berkeley Youth Alternatives

1255 Allston Way
Berkeley, CA 94702

Niculia Williams, Executive Director

PH: (510) 845-9010 Ext. 204
E-MAIL: nwilliams@byaonline.org

Kevin Williams, Assistant Director

PH: (510) 845-9010 Ext. 205
E-MAIL: kwilliams@byaonline.org

EDEN AREA (Hayward, San Leandro, San Lorenzo, Castro Valley, Ashland, Cherryland, Fairview)

Hayward Unified School District/

Hayward Adult School

22100 Princeton Street

Hayward, CA 94541

Dr. Guy Zakrevsky, Director

PH: (510) 293-8595

E-MAIL: gzakrevsky@has.edu

Angela Holmes, Co-Director

PH: (510) 293-8595 x5430

E-MAIL: aholmes@has.edu

Hector Topete, Co-Director

PH: (510) 293-8595 x5418

E-MAIL: htopete@has.edu

TRI-CITIES (Fremont, Newark, Union City)

East Bay Community Services dba La Familia Counseling Services

Administrative Offices:

24301 Southland Drive, Suite 300

Hayward, CA 94545

Aaron Ortiz, Executive Director

PH: (510) 300-3500

E-MAIL: aortiz@lafamiliacounseling.org

Carolynn Langsdale, Chief Programs Officer

PH: (510) 219-9306

E-MAIL: clangsdale@lafamiliacounseling.org

Program Office:

3340 Walnut Avenue, Suite 275

Fremont, CA 94538

Larry Ewings, Program Manager

PH: (510) 935-2643

E-MAIL: lewings@lafamiliacounseling.org

VALLEY AREA (Dublin, Livermore, Pleasanton, Unincorporated-Sunol)

East Bay Community Services dba La Familia Counseling Services

Administrative Offices:

24301 Southland Drive, Suite 300

Hayward, CA 94545

Aaron Ortiz, Executive Director

PH: (510) 300-3500

E-MAIL: aortiz@lafamiliacounseling.org

Carolynn Langsdale, Chief Programs Officer

PH: (510) 219-9306

E-MAIL: clangsdale@lafamiliacounseling.org

Program Office:

Livermore Adult School

1401 Almond Ave., Rm. 20

Livermore, CA 94550

Larry Ewings, Program Manager

PH: (510) 935-2643

E-MAIL: lewings@lafamiliacounseling.org

ITEM VI.K. – INFORMATION
WORKFORCE DEVELOPMENT BOARD
STAFF ROSTER

Director’s Office/Administration

Patti Castro, Director 510-259-3843
E-Mail: pcastro@acgov.org

Sheroza Haniff, Secretary II 510-259-3842
E-Mail: sheroza.haniff@acgov.org

Latoya Reed, Management Analyst 510-259-3833
E-Mail: latoya.reed@acgov.org

Jennifer Mitchell, Program Financial Specialist 510-259-3829
E-Mail: jennifer.mitchell@acgov.org

Workforce Systems Coordination

Rhonda Boykin, Assistant Director 510-259-3844
E-Mail: rboykin@acgov.org

Josephine Zaraspe, Secretary I. 510-259-3836
E-Mail: jzaraspe@acgov.org

Business Services

Samantha Miller, Program Financial Specialist 510-259-3832
E-Mail: samiller@acgov.org

Javier Contreras, Rapid Response Coordinator. 510-259-3831
E-Mail: javier.contreras@acgov.org

Nancy Soto, Work-Based Learning Coordinator 510-259-3839
E-Mail: nancy.soto@acgov.org

Workforce Services

Tamia Brown, Program Financial Specialist 510-259-3884
E-Mail: tamia.brown@acgov.org

Deidra Perry, Program Financial Specialist 510-259-3827
E-Mail: deperry@acgov.org

David Dias, Program Financial Specialist 510-780-8768
E-Mail: david.dias@acgov.org

Workforce System Support

Michele Garcia, Workforce Board System Administrator 510-259-3802
E-Mail: mggarcia@acgov.org

Victoria Casaray, Workforce Services Technician 510-259-3579
E-Mail: vcasaray@acgov.org

Quinallison Dovey, Workforce Services Technician 510-259-3814
E-Mail: qjarin@acgov.org

Delia Torres, Workforce Technician. 510-259-3841
E-Mail: delia.torres@acgov.org

Karen (Qi Yun) Yan, Account Support Clerk. 510-259-3895
E-Mail: karenqiyun.yan@acgov.org

11/27/18

COMMONLY USED ACRONYMS

ABE Adult Basic Education	ISS Individual Services Strategies
ACBG Alameda County “Beyond the Gates” Project	ITA Individual Training Account
ACCESS Alameda County Career & Employment Services System	JPA Joint Powers Agreement
ACWDB Alameda County Workforce Development Board	LEA Local Education Agency
AEBG Adult Education Block Grant	LEAP Linking to Employment Activities Pre-Release (DOL Returning Citizens Program)
AJCC America’s Job Center of California	LEO Local Elected Official
ARRA American Recovery and Reinvestment Act	LEP Limited English Proficient
BAP Business Assistance Program	LMI Labor Market Information
BOS Board of Supervisors (Alameda County)	LTU Long-Term Unemployed
BSD Basic Skills Deficient (scores below 9 th grade level – math/reading)	LWDA Local Workforce Development Area
BSR Business Services Representative	MACC Mid-Alameda County Consortium
BSU Business Services Unit	MIS Management Information Systems
CAO County Administrator Office	MOU Memorandum of Understanding
CAB Community Action Board	NACAE Northern Alameda County Consortium for Adult Education
CALED California Association of Local Economic Development	NACO National Association of Counties
CalJOBS State’s Case Management and Performance Tracking Online System	NAWB National Association of Workforce Boards
CalWORKs California Work Opportunity and Responsibility to Kids	NGA National Governors’ Association
CBO Community-Based Organization	OJT On-the-Job Training
CCCC California Community College Chancellor’s Office	OMHT Operation My Home Town
CDE California Department of Education	O*NET Occupational Information Network
CEO Chief Elected Official	OPIC Oakland Private Industry Council
COVCA Covered California – Affordable Care Act	PAL Personnel, Administration & Legislation Committee
CPT Career Pathways Trust	RFI Request For Information
CSBG Community Services Block Grant	RPU Regional Planning Unit
CWA California Workforce Association	RFP Request For Proposal
CWDA County Welfare Director’s Association	RFQ Request For Qualifications
CWDB California Workforce Development Board	RFQ Request For Quotation
DOL Department of Labor	ROP/C Regional Occupational Program/Center
DOR Department of Rehabilitation	RR Rapid Response
DW Dislocated Worker	RTW Ready-to-Work
EBEDA East Bay Economic Development Alliance	SACC Southern Alameda County Consortium
EBW EASTBAY <i>WORKS</i>	SDE State Department of Education
EDA Economic Development Agency	SSA Social Services Agency
EDD Employment Development Department	TANF Temporary Assistance for Needy Families
EFL Educational Functioning Level	TAA Trade Assistance Act
ELL English Language Learner	TEGL Training & Employment Guidance Letter
ESL English-As-A-Second Language	TRA Trade Readjustment Allowances
ESR Employer Services Representative	UI Unemployment Insurance
ETA Employment Training Admin. (Dept of Labor)	VESL Vocational English-As-A-Second Language
ETP Employment Training Panel	VOS Virtual One Stop
ETPL Eligible Training Provider List	WARN Worker Adjustment and Retraining Notification
EXC Executive Committee (Board’s)	WBA Workforce & Benefits Administration
FBO Faith-Based Organization	WBL Work-Based Learning
GA General Assistance	WFB Workforce Development Board
HUD Federal Department of Housing and Urban Dev.	WIOA Workforce Innovation and Opportunity Act
IEP Individual Employment Plan	WSD Workforce Services Division (State EDD)
ISOF Industry-Sector Occupational Framework	WSST Workforce Services Support Team
	WTW Welfare-to-Work
	YC Youth Committee

