

ALAMEDA COUNTY WORKFORCE DEVELOPMENT BOARD (WDB)

MEETING NOTICE

Thursday, September 13, 2018
9:00 AM – 12:00 Noon
Eden Area Multi-Service Center
24100 Amador Street, 2nd Floor
California Poppy Rooms A & B (#225 & 226)
Hayward, CA

AGENDA

PAGE

I. PROCEDURAL ITEMS

- A. Call to Order and Roll Call
- B. Minutes of May 10, 2018 - ACTION 1
- C. WDB Chair Report
- D. Committee Chairs' Report
- E. Director's Report

II. PUBLIC FORUM

The public can address the Board on issues other than those on the agenda. Members of the public who wish to address the Board on published issues should do so at the time the agenda item is being discussed.

III. PRESENTATION – Charles A. Smiley III, Alameda County Juvenile Court Judge

IV. ACTION ITEMS – PUBLIC HEARING

- A. 2019 Alameda County Workforce Development Board Meeting Dates, Time, and Place 9
- B. Contract Performance for PY 2018/2019 10
- C. Approval of Alameda County Workforce Development Board Recommended Annual Budget for PY 2018/2019 13

V. REPORTS

- A. Local Area Performance Reports
 - A.1. Adult and Dislocated Worker Local Area Performance Reports 17
 - A.2. Youth Local Area Performance Reports 20
- B. Adult and Dislocated Worker Reports
 - B.1. Services to Unemployed Relative to Labor Force Participation within the Local Area 23
 - B.2. Contract Performance Indicators Reports 25
- C. Youth Reports
 - C.1. Youth Contract Performance Indicator Reports 34
- D. Rapid Response and Layoff Aversion Reports
 - D.1. Rapid Response Report 40

E. <u>Employer Service Hub Report</u>	42
E.1. Employer Services Hub – Performance Indicators Report	
E.2. Career Pathways Trust Employer Tracker for PY 2017/2018	
E.3. KRA Transition Letter to Businesses	

VI. INFORMATION ITEMS

A. Regional and Local Plan Update	48
B. Workforce Innovation and Opportunity Act America’s Job Center of California Mandated Partners Memorandum of Understanding – Update	51
C. Final Report - Silicon Valley Ready-to-Work Initiative	53
D. Distinguished Partnerships and Award/Recognition	58
E. Construction Pre-Apprenticeship Pipeline Project	59
F. ACWDB 2018 Meeting Calendar	62
G. ACWDB Member List	63
H. ACWDB PY 2018/2019 Service Provider List	67
I. ACWDB Staff Roster	70

VII. MATTERS INITIATED BY BOARD MEMBERS

VIII. ANNOUNCEMENTS

If you have questions on the agenda items or need additional information, please contact Patti Castro, Director, at 510-259-3843 or email pcastro@acgov.org.

Members of the public who wish to address the WDB may do so during the PUBLIC FORUM or at the time an Agenda item is discussed. Sign-up cards are available at the rostrum.

*These WIOA Title I financially assisted programs or activities are “Equal Opportunity Employers/Programs”.
Auxiliary aids and services are available upon request to individuals with disabilities.*

If you require specific accommodation due to a disability, please call Josephine Zaraspe, Interim Board Secretary, at least 72 hours in advance.

NEXT WDB MEETING IS THURSDAY, DECEMBER 13, 2018

ITEM I.B. – ACTION

**ALAMEDA COUNTY
WORKFORCE DEVELOPMENT BOARD**

QUARTERLY MINUTES OF MAY 10, 2018

MEMBERS PRESENT

Abbott, Tyler
Baker, Alexandria
Bowser, Jeff
Darby, Eric
Heinz, Tom
Lam, Tony
Louie, Darien
McCormick, Bethany
Nichols, Larry
Ong, Jennifer
Reyes, Paul
Salem, Brian
Scrafano, Kimberly
Torok, John
Walters, Dan

MEMBERS ABSENT

Briggance, Bram
Cogley, Jean
Frazier, Brad
Jackson, Jannett
Kapoor, Tina
Mello, Kathy
Nnebe, Chudy
Stoller, Melissa

STAFF PRESENT

Castro, Patti
Boykin, Rhonda
Perry, Deidra
Dias, David
Miller, Samantha
Mitchell, Jennifer
Zaraspe, Josephine

Chairperson Walters called the meeting of the Alameda County Workforce Development Board (WDB) to order at 9:00 AM on Thursday, May 10, 2018. A quorum was present.

ITEM I.B. – MINUTES OF ALAMEDA COUNTY WDB QUARTERLY MEETING FOR DECEMBER 14, 2017. A motion to approve the minutes was made by **Reyes/McCormick/** **carried (Bowser abstained).**

ITEM I.C. – CHAIRPERSON’S REPORT. Chairperson Walters announced the following:

- Attended the Day at the Capitol by the California Workforce Association (CWA) and Advocacy Day by the East Bay Economic Development Alliance (EBEDA);
- Attended the National Association of Workforce Boards (NAWB) together with Patti and Latoya. They met with the staff of Senators Feinstein and Harris;
- Met with Senator Bob Wieckowski in his District office;
- Attended the Leg Forum at EBEDA and also had an opportunity to speak at the California Council on Apprenticeship in San Diego. He mentioned that the Council on Apprenticeship is very focused on expanding the apprenticeship program as part of Career Pathway planning;
- Announced that Jennifer Ong and Beth McCormick were at the CWA’s WORKCON 2018;

- Announced that the Board will be holding elections and accepting nominations today from the floor. There were two nominations: Jennifer Ong for Chair, and Beth McCormick for Vice-Chair.

ITEM I.D. – COMMITTEE CHAIRS’ REPORTS.

Beth McCormick, Chair of the Systems and Strategies (S&S) Committee, reported from the following meetings:

- Joint Organizational Effectiveness (OE) and Systems and Strategies (S&S) Committee meeting on February 21, there was a presentation on the Governor’s Preliminary Budget focusing on education and workforce investments. An Action Item to Designate Individuals with Criminal Records (reentry) as a priority for WIOA was approved and recommended to the full Board of Directors. The Discussion Items were about the Updates on the Regional Planning Unit and the Certification Process for the Eden Comprehensive America’s Job Center of California (AJCC).
- Systems and Strategies Committee meeting on April 18, Beth McCormick stated that the following Action Items were discussed and approved: Action Item III.A. - Establish Residency Exception Policy Effective PY 2018/2019; Action Item III.B. - Selection of Provider for the Comprehensive America’s Job Center of California (2018-2021); Action Item III.C. - Approval of the Selection of Providers for the Adult and Dislocated Worker Career Services for 2018-2021; Action Item III.D. - Approval of the Utilization of Training Providers Not Registered on the State of California’s Eligible Training Provider List (ETPL).

Alexandria Baker, Chair of the Youth Committee, reported that the Youth Committee met on April 9 and approved staff recommendation to select Soulciety as the provider for Youth Innovation Program which serves in-school youth, as well as the following providers to serve out-of-school youth (Young Adult Future Force): Berkeley Youth Alternatives for the North Cities area; Hayward Adult School for the Eden area; and La Familia Counseling Services for the Tri Cities and Tri Valley areas. She also announced that at the CWA Youth Conference in January, Davida Scott was recognized as one of the three winners for the CWA Workforce Professional of the Year and two program participants from Hayward Adult School were awarded scholarships.

Jennifer Ong, Committee Member, reported on the Organizational Effectiveness Committee that met on April 11 and approved the following Action Items: Action Item III.A. – Business Services Unit Performance Measures PY 2018/2019; Action Item III.B. – Industry Sector and Occupational Framework (ISOF) Extension; Action Item III.C. – Modification of the Follow-Up Performance Measure; Action Item III.D. – Certification for the Eden Comprehensive AJCC.

ITEM I.E. – DIRECTOR’S REPORT.

Administration: Patti Castro, announced the following:

- Board Secretary, Flo Fox, retired March 2018. Josephine Zaraspe, who was her secretary for 17 years while she was an Assistant Director, is the interim;
- David Dias became permanent;
- Darcy Morrison, Specialist clerk, will retire in June;
- Quin will be on maternity leave. Steven Willard has joined Michele’s team to fill in;

- State is reviewing the new Draft Guidance for updating the Local and Regional Plans and we are getting ready for new processes and partnerships; however, these plans won't be due until March 2019.

Grants Update: Formula grants likely impacted by new LMI Data which is a budget discussion item. In conjunction with Contra Costa County WDB, we got a Disabilities and Employment Assistance Grant for \$250,000. We look forward to a new partnership with the California Department of Corrections and Rehabilitation for the Governor's \$37M Prison to Employment Initiative, which is competitive for local areas.

Regional Activities: March was a month of legislative advocacy. Staff look forward to continue to track workforce funds which has been good to education and reentry. We have some regional capacity building funding for professional development training and conferences to send both Board Members and staff.

On April 23rd, staff made a presentation to the Board of Supervisor's Social Services Committee about the new system; the organizational picture of how we want to fund things; how we're building an ecosystem in each of the sub-regions in the County; our new model in business engagement; information and details on our youth system. Supervisor Miley was excited and wanted ACWDB staff to connect with County's Community and Economic Development staff.

Staff continues to work with County leadership on their Jobs Initiative.

Events: Ten Board Members came to support the EBEDA's Innovations Awards Ceremony.

The Board's manufacturing sector will join their counterparts in the East Bay for the Advanced Manufacturing Summit later this month.

We had several job fairs across the County and attended other activities like the Building Trades Council's Forum on the infrastructure funds soon to be available for apprenticeship and journeyman jobs.

Handouts were reviewed (Quarterly Labor Market Report: Spotlight on Manufacturing, Engineering Technology program article by Las Positas College, Skills For Good Jobs article, a record low unemployment article and the Spring Membership Meeting flyer).

The Director acknowledged Lori Cox, SSA Agency Director, presence at the meeting; all staff and programs in attendance who represent the public sector; other organizations that support our clients and work for Public Sector Employee Recognition Week. She mentioned that today is the culmination of 18-month planning cycle and this is the last Board meeting before we recess for a while. The Board will convene under new leadership and Chair.

ITEM II - PUBLIC FORUM.

Chairperson Walters opened the public forum. Lyanne Mendez from Assemblyman Bill Quirk's office recognized and presented Davida Scott with a plaque for the work she is doing at the Youth Enrichment Services program. Davida accepted and also showed the award that she received at the CWA WORKCON Conference in San Diego, CA. Chairperson Walters also recognized the leadership from the City of Hayward who were present. Chairperson Walters closed the public forum.

ITEM III – RECOGNITION.

Board Member Jennifer Ong recognized and presented outgoing Chairperson Walters with an award and a gift.

Chairperson Walters also presented Patti Castro with the Spotlight Award from the Bay Area Business Roundtable.

Lori Cox, SSA Agency Director, presented the employee service awards to Jennifer Mitchell, Latoya Reed, and Patti Castro.

ITEM IV – PRESENTATION.

Lori Cox, Agency Director, Social Services Agency, was invited to talk about how the Workforce Board fit into the bigger picture with the goal and objectives of the Social Services Agency. She gave a detailed presentation of Social Services programs and initiatives that are influenced and driven by things that are happening locally, at the State level and the Federal level. She stated how Social Services Agency have been changing the way they do service delivery. Some of the changes include the kiosk which allow clients to come in, drop off their forms, get a receipt and/or wait. They also change the way that staff processes cases, to help clients as much as possible, by putting the most skilled workers upfront because they are more experienced. She also encouraged the audience to take a look at the County website for the Vision 2026 which identifies the following shared vision: 1) Safe and Livable Communities; 2) Thriving and Resilient Populations; 3) Healthy Environment; and 4) Prosperous and Vibrant Economy. As for working better with the employers and businesses, she mentioned the different areas where employers and businesses can get involved: continuing to get the word out about employment opportunities for those individuals who are more challenged, who have more barriers, and ensure employers have a support system around them.

ITEM V - CONSENT ITEM. A motion to approve the Consent Items was made by **Torok/Lam/carried.**

ITEM VI.A. – SELECTION OF PROVIDERS FOR THE YOUTH INNOVATION PROGRAM AND YOUNG ADULT FUTURE FORCE CAREER.

Chairperson Walters read the Youth Committee recommendations. Deidra Perry presented the item and gave background information. With the approval by the Board it will start the process of contract negotiations and when we get the final allocations we'll move forward contracts that will go before the Alameda County Board of Supervisors for final approval.

Chairperson Walters opened the public hearing.

The following spoke to the item:

Kevin Williams, Berkeley Youth Alternatives
Dr. "Zak" Zakrevsky, Hayward Adult School
Jennifer Ellis, La Familia

A comment was made by Darien Louie that was previously raised by the Board that as staff is working on the contracts to make sure that the enrollment goals are met by at least six months, not later.

Chairperson Walters closed the public hearing.

A motion to approve the Youth Committee recommendations was made by **Louie/Reyes/carried.**

ITEM VI.B. – SELECTION OF PROVIDER FOR THE COMPREHENSIVE AMERICA’S JOB CENTER OF CALIFORNIA FOR 2018-2021. Chairperson Walters read the Systems and Strategies Committee recommendations. Brian Salem recused.

Chairperson Walters opened the public hearing.

Tim Combs, Rubicon, Programs spoke to the item.

Chairperson Walters closed the public hearing.

A motion to approve the Systems and Strategies Committee recommendations was made by **Reyes/Lam/carried.**

ITEM VI.C. – SELECTION OF PROVIDERS FOR THE ADULT AND DISLOCATED WORKER CAREER SERVICES FOR 2018-2021. Chairperson Walters read the Systems and Strategies Committee recommendations. Brian Salem recused. David Dias presented the item and gave background. This model is about engaging and leveraging with community-based organizations. All three entities recommended are the incumbent providers and they all scored at least 84 out of 100 points. Staff is currently in the process of putting the contracts for these providers.

Chairperson Walters opened the public hearing, and with no input, closed the public hearing.

A motion to approve the Systems and Strategies Committee recommendations was made by **Baker/Reyes/ carried.**

ITEM VI.D. – WORKFORCE INNOVATION AND OPPORTUNITY ACT FORMULA FUNDING ALLOCATION METHODOLOGY FOR PY 2018/2019. Chairperson Walters read the Executive Committee recommendation. Brian Salem recused. Jennifer Mitchell presented the item and gave background. Each year the Workforce Board approves an allocation methodology to establish a percentage based framework for budgeting process. This is the first step in the budget process which assigns percentages to the various cost categories set-up for implementation of the Board’s policies and strategies. We do this because funding is not always available at the time of the last meeting of the year. When we receive the final WIOA formula allocation, staff can move forward with implementing contracts and getting the work done as of July 1st. Staff received the planning estimates from California Employment Development Department for WIOA Adult, Dislocated Worker, and Youth. We are looking at 5% reduction from the current year.

Chairperson Walters opened the public hearing, and with no input, closed the public hearing.

A motion to approve the Executive Committee recommendation was made by Nichols/Baker/
carried.

**ITEM VI.E. – FUNDING RECOMMENDATIONS FOR SELECTED WORKFORCE
INNOVATION AND OPPORTUNITY ACT (WIOA) SERVICE PROVIDERS FOR**

2018/2019. Chairperson Walters read the Executive Committee recommendations. Brian Salem recused. Jennifer Mitchell presented the item and gave background. This action approves funding levels for each of those providers selected in Items VI.A through VI.C. The percentages shown on page 41 will be used as the basis for allocating funding to each of the geographic area. These percentage allocations were established as part of the Request-For-Proposal process so they will carry forward once we receive the allocation.

Chairperson Walters opened the public hearing, and with no input, closed the public hearing.

J. Bowser inquired about any financial penalties in the contract when the provider is not meeting their performance requirements. He further asked if there are any financial consequence after the remedies have not been effective. P. Castro addressed the question and stated that staff will focus on technical assistance and figure out what the issues are. Staff learned over the last four years that some of the programs are struggling. These are cost reimbursement contracts and not performance-based contracts like in some of the other areas. There is “conditional funding” if we can see that things cannot be remedied then we have to look at those kinds of consequences and conditions that can have a financial impact. K. Scrafano added that they actually have a cost reimbursement contract with a penalty in it and it is has been very challenging.

A motion to approve the Executive Committee recommendations was made by Reyes/Nichols/
carried.

ITEM VI.F. – BUSINESS SERVICES UNIT PERFORMANCE MEASURES PY

2018/2019. Chairperson Walters read the Organizational Effectiveness Committee recommendations. Brian Salem recused. Samantha Miller presented the item and gave background. She explained that with this new model, we’ll be looking at a new way of measuring performance and what we want to be measuring for Business Services. We need to find out what data are these partnerships collecting and what measures do they have. We want to augment and see what their role for us is to develop measures that aren’t being tracked. Staff will continue to do its other services in house like customized training and layoff aversion strategies. The reports on pages 44-50 of the packet will give you a sense of what the measures are. This item will give us the opportunity to move forward to get what we want to be collecting and staff will bring that back to the Board to discuss and approve. The five measures that were mentioned in the item were summarized in a box on page 43 of the Board packet.

Chairperson Walters opened the public hearing, and with no input, closed the public hearing. He stated that this is a big change from the external contract to internal operation. He encouraged the Board to be mindful and watchful how that works and make sure that it doesn’t degrade what was put in place over the last four years of separating supply from demand. One of our unique

roles is working with the demand side in communicating back to the supply what is needed by the employers.

B. McCormick inquired if ACWDB is represented in all the economic development meetings in Alameda County. P. Castro stated that one of the best opportunities ACWDB has is with the Eastbay EDA as they also coordinate the Economic Development Council which meet bi-monthly. ACWDB staff and the staff from the other Boards attend this meeting and discuss things of economic interest. J. Bowser inquired about the number associated with the Construction industry sector on pages 44-46. S. Miller explained the number is low as far as new businesses served because some of the strategies under this particular measurement are things like the business assistance program, which targets manufacturing companies in particular and not construction.

A motion to approve the Organizational Committee recommendations was made by **Reyes/Baker/ carried.**

ITEM VI.G. – CERTIFICATION FOR THE EDEN AREA COMPREHENSIVE AMERICA’S JOB CENTER OF CALIFORNIA.

Chairperson Walters read the Organizational Effectiveness Committee recommendations. Brian Salem recused. Rhonda Boykin stated that every three years the Local Boards are required to certify the Comprehensive America’s Job Center, located on the 3rd floor, by conducting an independent and objective evaluation. We elected the option of retaining a Consultant. She introduced Carmelo San Mames who presented the item and gave background. He explained that this took place over two weeks and he did onsite interviews and site visits and interviewed staff and partners and looked at the 4-Year Plan and MOU’s. The scores are from 1-5 and all scores were 3, 4, and 5. He explained the outcome and summary of rankings on pages 53-59.

Chairperson Walters opened the public hearing, and with no input, closed the public hearing.

J. Bowser would like to see the recommendations and go over the barriers.

A motion to approve the Organizational Effectiveness Committee recommendations was made by **Reyes/Baker/ carried.**

ITEM VI.H. – APPROVAL OF ALAMEDA COUNTY WORKFORCE DEVELOPMENT BOARD PRELIMINARY ANNUAL BUDGET – PY 2018/2019.

Chairperson Walters read the Executive Committee recommendations. Brian Salem recuse. Jennifer Mitchell presented the item and gave background. Staff is using the planning estimates that the State released on April 26. We have the WIOA planning estimates and what we are currently projecting for available revenue and planned expenditures against discretionary grants for PY 2018/19 moving forward. Once we receive the final allocations, staff will update the budget and bring that back to the Board at the September meeting. The planning estimates from the State is a 5% net reduction but basically an 8% reduction in both the Adult and Youth funding. Minimal reduction to the Dislocated Worker funding. On the Discretionary side this year compared to next year, the total discretionary revenue is going down. We had two big programs close-out in PY 2017/18, the H1-B Ready-to-Work program and the LEAP Program. Reentry grant funding will start October of this year. The Storm Grant implementation will also continue into next year.

Chairperson Walters opened the public hearing, and with no input, closed the public hearing.

A motion to approve the Executive Committee recommendation was made by **Bowser/Abbott/****carried.**

ITEM VII – ELECTION OF OFFICERS.

Chairperson Walters stated there is a ballot in front of the ACWDB members on the table and opened nominations from the floor. The election of the Chairperson was done first, followed by the election of the Vice-Chairperson. Jennifer Ong was nominated for Chairperson and gave some background. The floor was opened for nominations for Chairperson, and with none, nominations for Chairperson was closed. Bethany McCormick was nominated for Vice-Chairperson and gave some background. The floor was opened for nominations for Vice-Chairperson, and with none, nominations for Vice-Chairperson was closed. The new Chairperson is Jennifer Ong, and the Vice-Chairperson is Bethany McCormick.

The meeting was adjourned at 11:45 AM.

ITEM IV.A. – ACTION

**2019 ALAMEDA COUNTY WORKFORCE DEVELOPMENT BOARD
MEETING DATES, TIME, AND PLACE**

RECOMMENDATION:

That the Alameda County Workforce Development Board approve the quarterly meeting dates, time, and place listed below for the Board’s 2019 calendar year.

BACKGROUND:

The Bylaws state under **Section 4.4.1 Regular Meetings of the WDB** that:

“Regular meetings of the WDB shall be held on the second Thursday of March, May, September, and December of each calendar year. The WDB shall set the date, time, and place of regular meetings by resolution and shall state the date, time, and place of each meeting in the agenda to be posted for that meeting.”

PROPOSED MEETING DATES:

March 14, 2019
May 9, 2019
September 12, 2019
December 12, 2019

Meetings are held from 9:00 AM to 12:00 Noon at the Eden Multi-Service Center, 24100 Amador Street, 2nd Floor, California Poppy Room, Hayward.

For further information, contact Patti Castro, Director, at 510-259-3843 or pcastro@acgov.org.

ITEM IV.B. – ACTION / PUBLIC HEARING

CONTRACT PERFORMANCE GOALS FOR PY 2018/2019

EXECUTIVE COMMITTEE RECOMMENDATION:

That the Alameda County Workforce Development Board (ACWDB) approve the contract performance goals for the following Program Year (PY) 2018/2019 Workforce Innovation and Opportunity Act (WIOA) funded programs:

1. WIOA Adult and Dislocated Worker Career Services
2. WIOA In-School Youth Innovations
3. WIOA Out-of-School Future Force

BACKGROUND:

With the implementation of WIOA, Local Area performance measures have been modified and now include:

For all WIOA Formula Populations (Adults and Dislocated Workers and Youth):

1. Employment Rate at 2nd Quarter After Exit (Employment or Placement for Youth)
2. Employment Rate at 4th Quarter After Exit (Employment or Placement for Youth)
3. Median Earnings at 2nd Quarter After Exit
4. Credential Attainment within 4 Quarters After Exit

NOTE: “Placement” for Youth performance (specifically as referenced in items 1 and 2 above), is defined as placement in Employment, Advanced Training, Post-Secondary Education; or the Military.

RATIONALE:

ACWDB staff have attempted to set a standard for contract performance goals that will lead our programs toward successful performance at the Local Area level. Additionally, ACWDB staff sought to establish goals that would demonstrate the strength of the new WIOA service delivery system design previously approved by your board.

Items that were taken into consideration in the determination of contract performance goals:

1. Decreased Formula funding levels being dispersed from the Federal and State levels;
2. The WIOA expectation to enroll harder-to-serve populations;
3. ACWDB’s new WIOA service delivery system that encourages the leveraging of services from various community partners and establishes workforce networks within each of the four sub-regional areas served by ACWDB; and
4. Local Area Performance Goals as negotiated between ACWDB and the State of California.

PROPOSAL:

Attachment 1 to this item summarizes ACWDB's proposed Contract Performance Goals for PY 2018/2019.

EXECUTIVE COMMITTEE DISCUSSION:

During the discussion on this item, Executive Committee members discussed:

- Whether the performance goals were realistically attainable
 - Staff responded that the proposed performance goals are very similar to those used during the previous program year with the same providers, but that enrollment goals had been adjusted down due to the decrease in formula funding;
- Whether it was relevant to inquire as to which industry-sectors that youth participants would be exposed to through the new Work-Based Learning service requirement
 - Staff responded that while industry-sector relationship would not be trackable within the CalJOBS system, that staff acknowledges that youth service providers presently utilize ACWDB's Industry Sector and Occupational Framework (ISOF) as a guide to serving their participants, and that we can ask youth service providers to summarize ISOF industry-sectors in the monthly narratives they are required to submit.

After discussion, this item was unanimously approved as presented by the Executive Committee.

For additional information, please contact Michele G. Garcia, MIS Administrator at (510) 259-3802 or by email at mggarcia@acgov.org.

ATTACHMENT:

IV.B.1. – ATTACHMENT Contract Performance Goals for PY 2018-2019

IV.B.1. - CONTRACT PERFORMANCE GOALS FOR PY 2018/2019

Measures	WIOA Adults				Dislocated Workers				Youth				
	Eden	North	Tri Cities	Valley	Eden	North	Tri Cities	Valley	In School	Out-of-School			
									Eden	Eden	North	Tri Cities	Valley
New Enrollments	91	49	61	33	129	70	86	46	45	60	52	35	20
Placement ¹	75%								61%				
Credential ²	60%								50%				

¹ Placement for Adults and Dislocated Worker = Percentage of participants who are placed in employment at WIOA case-closure.

Placement for Youth = Percentage of participants who are placed in employment, education, advanced training or the Military at WIOA case-closure.

² Credential Attainment for Adults and Dislocated Workers = Percentage of participants who attain an industry-recognized certificate or credential at case-closure after having been enrolled in specific training activities during WIOA participation.

Credential Attainment for Youth = Percentage of participants who attain a recognized postsecondary credential or a secondary school diploma, or its recognized equivalent after having been enrolled in an education or training program during WIOA participation.

WIOA Adults and Dislocated Workers								
Measures	Eden		North		Tri Cities		Valley	
	Adult	Dis Wkr	Adult	Dis Wkr	Adult	Dis Wkr	Adult	Dis Wkr
Training Expenditures	\$63,907	\$110,624	\$34,411	\$59,567	\$42,604	\$73,749	\$22,941	\$39,711
# of OJTs ³	12		7		8		4	
ITAs or OJTs in ISOF ⁴	75%							
Placements in ISOF ⁵	50%							

³ OJT = On-the-Job Training.

⁴ Percentage of Individual Training Accounts (ITA) or OJTs that fall within ACWDB's Industry Sector and Occupational Framework (ISOF).

⁵ Percentage of job placements that fall within ACWDB's ISOF.

Measures	In-School Youth	Out-of-School Youth			
	Eden	Eden	North	Tri Cities	Valley
WBL ⁶	100%				
Soft Skills ⁷	100%				

⁶ WBL = Youth enrolled in Work-Based Learning Activities.

⁷ Soft Skills = Youth enrolled in Leadership Development Services (Activity 410 in CalJOBS).

ITEM IV.C. – ACTION / PUBLIC HEARING

APPROVAL OF ALAMEDA COUNTY WORKFORCE DEVELOPMENT BOARD RECOMMENDED ANNUAL BUDGET – PY 2018/2019

EXECUTIVE COMMITTEE RECOMMENDATION:

That the Alameda County Workforce Development Board (ACWDB) approve the Recommended Annual Budget, as presented in Attachment IV.B.1-2, for Program Year (PY) 2018/2019 for Workforce Innovation and Opportunity Act (WIOA) activities and services funded by the WIOA Formula Allocations and Discretionary Grants.

BACKGROUND:

Each year the ACWDB approves an annual budget for the activities and services implemented in the Local Workforce Development Area (Local Area). At a minimum, the annual budget includes WIOA Adult, Dislocated Worker, Rapid Response, and Youth Formula funding allocated to the Local Area. Where applicable, the annual budget shall include other revenues under the direction of ACWDB. The budget addresses grant-source revenues and the projected ACWDB Department and WIOA program expenditures for the full program year of July 1, 2018 through June 30, 2019, as presented in the attachments to this Item.

It is stated in the ACWDB Bylaws that the Executive Committee will review the annual budget and present recommendations to the full board.

BUDGET CONSIDERATIONS:

Revenue for PY 2018/2019

WIOA Formula Grants – State Allocations

Program Year 2018/2019 WIOA Adult, Dislocated Worker, Rapid Response, and Youth Formula allocations have been received from the State of California and are included in this recommended budget. Overall, ACWDB received a net reduction of \$163,917 (3%) from PY 2017/2018 WIOA funding. The Preliminary Annual Budget for PY 2018/2019 approved by ACWDB in May 2018 projected a net reduction of \$261,154 (4.9%).

Training Set-Aside

For PY 2018/2019, California WIOA requires that each Local Board spend an amount that is at least 30% of the total WIOA Adult plus total Dislocated Worker Formula funds allocated to the Local Area for each program year on training. Of the 30% amount, 20% must be from the WIOA Adult and/or Dislocated Workers Formula funds, and up to 10% of the 30% amount may be from other funds, including WIOA Discretionary funds and non-WIOA funds spent on training of participants. The 20% is a minimum requirement and is therefore taken off the top of each allocation for Adults and Dislocated Workers.

Discretionary Grants

ACWDB staff have been proactive in applying for and winning several discretionary grant awards over the past several years. Funds from discretionary grants can be used to support current

programs, but typically allow for an expanded range of services and strategies for a variety of target groups. Discretionary funds supplement the WIOA Formula allocation and enhance services as well as offset administrative costs for special projects.

Several ACWDB discretionary grant programs ended during PY 2017/2018: H1B Ready-to-Work, Workforce Accelerator – Measuring Customer Service, Career Pathways Trust I (Peralta Community College District, and Beyond the Gates. However, ACWDB has received an extension on the Storm 2017 National Dislocated Worker Grant which allows for continued services to participants and additional revenue of \$276,667 for PY 2018/2019. In addition, ACWDB was recently awarded \$250,000 in State Construction Pre-Apprenticeship Pipeline funding, with \$167,000 of this funding budgeted for PY 2018/2019.

EXECUTIVE COMMITTEE DISCUSSION:

The Executive Committee met and discussed this recommendation on August 22, 2018. Discussion included recent awards of discretionary funding, the implementation of the Career Pathways Trust projects, and the importance of the annual budget discussion as a learning opportunity for new board members. The item passed unanimously.

For further information, please contact Jennifer Mitchell, Program-Financial Specialist, at (510) 259-3829 / email at: jennifer.mitchell@acgov.org.

ATTACHMENTS:

- IV.C.1. - WIOA Formula and Discretionary Grant Revenues – July 1, 2018 through June 30, 2019
- IV.C.2. - Planned Expenditures of ACWDB Revenues – July 1, 2018 through June 30, 2019

ALAMEDA COUNTY WORKFORCE DEVELOPMENT BOARD

RECOMMENDED ANNUAL BUDGET - PY 2018/2019
WIOA FORMULA and DISCRETIONARY REVENUES

GRANT / FUNDING SOURCE		AVAILABLE REVENUE		
		Approved PY 2017/2018	Preliminary PY 2018/2019	Recommended PY 2018/2019
WIOA Formula Funds		December 2017	May 2018	September 2018
1.	WIOA ADULT PROGRAMS	\$1,475,878	\$1,363,093	\$1,419,316
2.	WIOA DISLOCATED WORKERS	\$2,005,963	\$1,990,389	\$2,038,254
3.	WIOA YOUTH PROGRAMS	\$1,578,957	\$1,446,162	\$1,501,261
4.	WIOA RAPID RESPONSE	\$255,202	\$255,202	\$191,402
5.	WIOA RAPID RESPONSE / Layoff Aversion	\$42,781	\$42,781	\$44,631
6.	TOTAL WIOA FORMULA ALLOCATIONS (1)	\$5,358,781	\$5,097,627	\$5,194,864
Discretionary Funds				
7.	H1B - Ready-to-Work	\$137,000		
8.	Construction Pre-Apprenticeship Pipeline (2)			\$167,000
9.	Workforce Accelerator - Measuring Customer Service	\$130,000		
10.	Career Pathways Trust I (Peralta CCD)	\$42,000		
11.	Career Pathways Trust II (ACOE)	\$105,000	\$145,000	\$152,000
12.	Beyond the Gates	\$333,000		
13.	Career Pathways Trust II (San Jose Evergreen)	\$155,000	\$150,000	\$174,000
14.	Second Chance Act Smart Re-Entry Program (3)		\$150,000	\$209,782
15.	Storm 2017 - Nat'l Dislocated Worker Grant Project (4)	\$566,667	\$283,333	\$560,000
16.	TOTAL DISCRETIONARY FUNDING	\$1,468,667	\$728,333	\$1,262,782
17.	TOTAL AVAILABILITY for PROGRAM YEAR	\$6,827,448	\$5,825,960	\$6,457,646

NOTES:

- (1) Includes Final PY 2018/2019 WIOA allocations for Adult, Dislocated Worker, Youth, Rapid Response and Layoff Aversion funding.
- (2) ACWDB awarded \$250,000 for 6/1/18 through 12/31/19. Includes pro-rated revenue of \$167,000 for PY 2018/2019.
- (3) ACWDB awarded \$419,563 for 10/1/17 through 9/30/20. No direct grant funding for first year (planning year, 2017-18). Grant funding for ACWDB to begin 10/1/18.
- (4) Storm Grant funding term extended to 3/31/19, which allows access to additional revenue of \$276,667 for PY 2018/2019.

ALAMEDA COUNTY WORKFORCE DEVELOPMENT BOARD
RECOMMENDED ANNUAL BUDGET - PY 2018/2019
PLANNED EXPENDITURES -- PY 2018/2019

WIOA FORMULA ALLOCATIONS & DISCRETIONARY GRANTS

For Period of: July 1, 2018 thru June 30, 2019	WIOA Formula Funds (1)	Discretionary Funds	Recommended PY 2018/2019 BUDGET - Sept 2018
Planned Expenditures:			
A. WIB Dept - Planning/Fiscal/Board Support	\$662,659	\$276,826	\$ 939,485
B. MIS Reporting - Tracking/Eligibility	\$372,916	\$167,383	\$ 540,299
C. Business Services	\$394,739	\$148,070	\$ 542,809
D. Systems Support	\$144,542	\$51,503	\$ 196,045
E. ITAs-OJTs / Employer / Customized Training Projects (2)	\$691,514 (20%)	\$0	\$ 691,514
F. AJCC Comprehensive & A/DW Career Services	\$1,787,536		\$ 1,787,536
H. Youth Services & Strategies	\$1,140,958		\$ 1,140,958
J. Discretionary Project Service Providers		\$619,000	\$ 619,000
K. Total Planned Expenditures	\$5,194,864	\$1,262,782	\$ 6,457,646
Total Revenue - Attachment A	\$5,194,864	\$1,262,782	
Total under / (over) allocation	0	0	

NOTES:

- (1) Includes Final PY 2018/2019 WIOA allocations for Adult, Dislocated Worker, Youth, Rapid Response and Layoff Aversion funding.
- (2) A minimum of 20% (\$691,514) of WIOA Adult + Dislocated Worker formula funds must be spent on training. Total training expenditures must equal or exceed 30% of the total WIOA Adult + Dislocated Workers Formula Allocation. Up to 10% (\$345,757) may be training dollars from other sources.

ITEM V.A.1. – REPORTS

LOCAL AREA PERFORMANCE REPORTS **ADULTS AND DISLOCATED WORKERS** **PY 2017/2018; Quarter 4; (7/1/2017 through 6/30/2018)**

BACKGROUND:

The Alameda County Workforce Development Board (ACWDB) has fully implemented the Workforce Innovation and Opportunity Act (WIOA) legislation – and as a result Local Area Performance has been modified to include:

For all WIOA Formula populations (Adults and Dislocated Workers and Youth):

1. Employment Rate at 2nd Quarter After Exit (Employment or Placement for Youth)
2. Employment Rate at 4th Quarter After Exit (Employment or Placement for Youth)
3. Median Earnings at 2nd Quarter After Exit
4. Credential Attainment within 4 Quarters After Exit

NOTE: “Placement” for Youth performance (specifically as referenced in items 1 and 2 above), is defined as placement in Employment, Advanced Training, Post-Secondary Education; or the Military.

Local Area Performance reports published through the State of California’s CalJOBS system still reflect Workforce Investment Act (WIA) performance measures and goals, but ACWDB staff has included annotations to reflect how those measures translate to WIOA.

The Local Area Performance Measures, Goals, and actual performance are not evaluated in “real time”. There is a minimum nine-month look back at participants who completed WIA/WIOA funded services.

ANALYSIS OF REPORTS:

As a system, ACWDB has exceeded Local Area Performance Goals in the following areas:

- Entered Employment Rates for Adults and Dislocated Workers
- Retention Rates for Adults and Dislocated Workers
- Average Earnings for Adults and Dislocated Workers

ACWDB continues to struggle to meet the Credential Attainment Rates for both Adults and Dislocated Workers as actual performance reflects 81% and 63% of goals, respectively.

ACWDB staff have determined an alternate method for tracking training activities that do not necessarily lead to industry-recognized credentials. This alternate method will allow for the tracking of services provided to individuals without increasing the number of individuals who receive training, but do not attain credentials. Performance in this area should improve based on this change in tracking.

Please contact Michele G. Garcia, MIS Administrator if you have any questions regarding Local Area Performance Reports. You can reach Michele at (510) 259-3802 or by email at mggarcia@acgov.org.

ATTACHMENT:

V.A.1. – REPORT Local Area Performance PY2017-18 Q4

V.A.1. - LOCAL AREA PERFORMANCE REPORTS

Report Period: PY 2017/2018; Quarter 4

Region/LWIA: Alameda County Workforce Development Board

Report Quarter End Date: 6/30/2018

Performance Items <small>(Time Period for Cumulative Performance)</small>	Program Group	Negotiated Goals	Cumulative 4-Quarter	
			Value	$\frac{\text{Numerator}}{\text{Denominator}}$
Total Participants (7/1/2017 - 6/30/2018)	Total Adult Participants		5,319	
	Total Adults (self-service Only)		3,985	
	WIOA Adults		4,582	
	WIOA Dislocated Workers		749	
	Received Training Services		415	
	WIOA Adults		159	
	WIOA Dislocated Workers		261	
	Total Youth (14 - 21) Participants		536	
	Younger Youth (14 - 18)		351	
	Older Youth (19 - 21)		185	
	Out-of-School Youth		235	
	In-School Youth		215	
	Total Exitters (4/1/2017 - 3/31/2018)	Total Adult Exitters		8,839
Total Adults (self-service Only)			7,829	
WIOA Adults			8,290	
WIOA Dislocated Workers			553	
National Emergency Grant			0	
Total Youth (14 - 21) Exitters			301	
Younger Youth (14 - 18)			163	
Older Youth (19 - 21)			138	
Out-of-School Youth			184	
In-School Youth		107		
Placement in Employment or Education (10/1/2016 - 9/30/2017)	WIOA Youth (16 - 24)		58.49%	$\frac{124}{212}$
Attainment of Degree or Certificate (10/1/2016 - 9/30/2017)	WIOA Youth (16 - 24)		10.81%	$\frac{20}{185}$
Literacy & Numeracy Gains (7/1/2017 - 6/30/2018)	WIOA Youth (16 - 24)		9.23%	$\frac{12}{130}$
Youth Diploma or Equivalent Rate (4/1/2017 - 3/31/2018)	WIOA Younger Youth (16 - 18)		5.71%	$\frac{4}{70}$
Skill Attainment Rate (4/1/2017 - 3/31/2018)	WIOA Younger Youth (16 - 18)		0.00%	$\frac{0}{0}$
	Adults		69.18%	$\frac{229}{331}$
	Dislocated Workers		73.87%	$\frac{407}{550}$

Entered Employment Rates (10/1/2016 - 9/30/2017)				551
	WIOA Older Youth (19 - 24)		65.82%	52 79
Credential Attainment (10/1/2016 - 9/30/2017)	Adults		50.89%	57 112
	Dislocated Workers		41.61%	57 137
	Youth (14 - 21)		10.81%	20 185
Employment and Credential Rates (10/1/2016 - 9/30/2017)	Adults		42.86%	48 112
	Dislocated Workers		29.20%	40 137
	WIOA Older Youth (19 - 24)		9.43%	10 106
Retention Rates (4/1/2016 - 3/31/2017)	Adults		84.49%	316 374
	Dislocated Workers		84.64%	325 384
	WIOA Older Youth (19 - 24)		79.82%	87 109
	WIOA Younger Youth (16 - 18)		64.47%	98 152
Average Earnings (4/1/2016 - 3/31/2017)	Adults		\$19,081.46	\$5,972,496.08 313
	Dislocated Workers		\$25,958.65	\$8,384,643.84 323
	WIOA Older Youth (19 - 24)		\$4,383.10	\$468,992.22 107

V.A.1. - LOCAL AREA PERFORMANCE REPORTS
WIOA ADULTS AND DISLOCATED WORKERS
PY 2017/2018; Qtr 4 (7/1/2017 through 6/30/2018)

Report Period: PY 2017/2018; Quarter 4

Region/LWIA: Alameda County Workforce Development Board

Report Quarter End Date: 6/30/2018

Performance Items <small>(Time Period for Cumulative Performance)</small>	Program Group	Negotiated Goals	Cumulative 4-Quarter	
			Value	$\frac{\text{Numerator}}{\text{Denominator}}$
Total Participants (7/1/2017 - 6/30/2018)	Total Adult Participants		5,319	
	Total Adults (self-service Only)		3,985	
	WIOA Adults		4,582	
	WIOA Dislocated Workers		749	
	Received Training Services		415	
	WIOA Adults		159	
	WIOA Dislocated Workers		261	
Total Exitters (4/1/2017 - 3/31/2018)	Total Adult Exitters		8,839	
	Total Adults (self-service Only)		7,829	
	WIOA Adults		8,290	
	WIOA Dislocated Workers		553	
Entered Employment Rates (10/1/2016 - 9/30/2017) <i>(WIOA = Employment Rate @ 2nd Qtr Post Exit)</i>	Adults	58.5% (WIOA=65.5%)	69.18%	$\frac{229}{331}$
	Dislocated Workers	69.0% (WIOA=71.0%)	73.87%	$\frac{407}{551}$
Credential Attainment (10/1/2016 - 9/30/2017) <i>(WIOA = Credential Attainment Rate by 4th Qtr Post Exit)</i>	Adults	(WIOA=63.0%)	50.89%	$\frac{57}{112}$
	Dislocated Workers	(WIOA=66.0%)	41.61%	$\frac{57}{137}$
Employment and Credential Rates (10/1/2016 - 9/30/2017)	Adults	N/A	42.86%	$\frac{48}{112}$
	Dislocated Workers	N/A	29.20%	$\frac{40}{137}$
Retention Rates (4/1/2016 - 3/31/2017) <i>(WIOA = Employment Rate @ 4th Qtr Post Exit)</i>	Adults	81.0% (WIOA=63.0%)	84.49%	$\frac{316}{374}$
	Dislocated Workers	85.0% (WIOA=69.5%)	84.64%	$\frac{325}{384}$
Average Earnings (4/1/2016 - 3/31/2017) <i>(WIOA = Median Earnings @ 2nd Qtr Post Exit)</i>	Adults	\$17,600 (WIOA=\$15,471)	\$19,081.46	$\frac{\$5,972,496.08}{313}$
	Dislocated Workers	\$20,950 (WIOA=\$22,569)	\$25,958.65	$\frac{\$8,384,643.84}{323}$

V.A.2. - LOCAL AREA PERFORMANCE REPORTS
WIOA CONNECTED & DISCONNECTED YOUTH
PY 2017/2018; Qtr 4 (7/1/2017 through 6/30/2018)

Report Period: PY 2017/2018; Quarter 4

Region/LWIA: Alameda County Workforce Development Board

Report Quarter End Date: 6/30/2018

Performance Items <small>(Time Period for Cumulative Performance)</small>	Program Group	Negotiated Goals	Cumulative 4-Quarter	
			Value	$\frac{\text{Numerator}}{\text{Denominator}}$
Total Participants <small>(7/1/2017 - 6/30/2018)</small>	Total Youth (14 - 21) Participants		536	
	Younger Youth (14 - 18)		351	
	Older Youth (19 - 21)		185	
	Out-of-School Youth		235	
	In-School Youth		215	
Total Exitters <small>(4/1/2017 - 3/31/2018)</small>	Total Youth (14 - 21) Exitters		301	
	Younger Youth (14 - 18)		163	
	Older Youth (19 - 21)		138	
	Out-of-School Youth		184	
	In-School Youth		107	
Placement in Employ or Educ <small>(10/1/2016 - 9/30/2017)</small> <i>(WIOA = Yth Placement Rate @ 2nd Qtr Post Exit)</i>	WIOA Youth (16 - 24)	60.0% <small>(WIOA=61.0%)</small>	58.49%	$\frac{124}{212}$
Degree/Certificate Attainment <small>(10/1/2016 - 9/30/2017)</small> <i>(WIOA = Credential Attainment Rate by 4th Qtr Post Exit)</i>	WIOA Youth (16 - 24)	51.5% <small>(WIOA=47.0%)</small>	10.81%	$\frac{20}{185}$
Literacy & Numeracy Gains <small>(7/1/2017 - 6/30/2018)</small>	WIOA Youth (16 - 24)	40.5% <small>(WIOA=N/A)</small>	9.23%	$\frac{12}{130}$
Youth Diploma or Equiv Rate <small>(4/1/2017 - 3/31/2018)</small>	WIOA Younger Youth (16 - 18)	N/A	5.71%	$\frac{4}{70}$
Entered Employment Rates <small>(10/1/2016 - 9/30/2017)</small>	WIOA Older Youth (19 - 24)	N/A	65.82%	$\frac{52}{79}$
Employment and Credential Rates <small>(10/1/2016 - 9/30/2017)</small>	WIOA Older Youth (19 - 24)	N/A	9.43%	$\frac{10}{106}$
Retention Rates <small>(4/1/2016 - 3/31/2017)</small> <i>(WIOA = Placement or Employment Rate @ 4th Qtr Post Exit)</i>	WIOA Older Youth (19 - 24)	N/A <small>(WIOA=61.0%)</small>	79.82%	$\frac{87}{109}$
	WIOA Younger Youth (16 - 18)	N/A <small>(WIOA=61.0%)</small>	64.47%	$\frac{98}{152}$
Average Earnings <small>(4/1/2016 - 3/31/2017)</small> <i>(WIOA = Median Earnings @ 2nd Qtr Post Exit)</i>	WIOA Older Youth (19 - 24)	"Baseline" No Goals this PY	\$4,383.10	$\frac{\$468,992.22}{107}$

ITEM V.A.2. – REPORTS

YOUTH LOCAL AREA PERFORMANCE REPORTS **PY 2017/2018; 4th Quarter; 7/1/2017 through 6/30/2018**

BACKGROUND:

The Alameda County Workforce Development Board (ACWDB) has fully implemented the Workforce Innovation and Opportunity Act (WIOA) legislation – and as a result Local Area Performance has been modified to include:

For all WIOA Formula populations (Adults and Dislocated Workers and Youth):

1. Employment Rate at 2nd Quarter After Exit (Employment or Placement for Youth)
2. Employment Rate at 4th Quarter After Exit (Employment or Placement for Youth)
3. Median Earnings at 2nd Quarter After Exit
4. Credential Attainment within 4 Quarters After Exit

NOTE: “Placement” for Youth performance (specifically as referenced in items 1 and 2 above), is defined as placement in Employment, Advanced Training, Post-Secondary Education; or the Military.

Local Area Performance reports published through the State of California’s CalJOBS system still reflect Workforce Investment Act (WIA) performance measures and goals, but ACWDB staff has included annotations to reflect how those measures translate to WIOA.

The Local Area Performance Measures, Goals, and actual performance attainments are not evaluated in “real time”. There is a minimum nine-month look back at participants who completed WIA/WIOA funded services.

ANALYSIS OF REPORTS:

ACWDB has exceeded Retention Rate Goals for both Older and Younger Youth; but continues to struggle with Credential Attainment and Literacy/Numeracy Gains. ACWDB staff are working with Youth and Adult providers to develop a strategy that will grant Older Youth participants access to Individual Training Accounts (ITA) and On-the-Job Training (OJT) opportunities. This programmatic expansion should increase the attainment of industry recognized credentials for Older Youth. Additionally, with the expansion of Local Area Performance to include the Measurable Skills Gains (MSG), Locals will be able to capture completion of training milestones, skills progression, and academic credits earned in addition to Credential Attainment and Literacy/Numeracy Gains. Expectations to work and co-enroll with educational agencies in PY 2018/2019 should also improve Literacy and Numeracy Gains.

Please contact Michele G. Garcia, MIS Administrator if you have any questions regarding Local Area Performance Reports. You can reach Michele at (510) 259-3802 or by email at mggarcia@acgov.org.

ATTACHMENT

V.A.2. – REPORT Local Area Performance Yth PY2017-18 Q4

V.A.1. - LOCAL AREA PERFORMANCE REPORTS

Report Period: PY 2017/2018; Quarter 4

Region/LWIA: Alameda County Workforce Development Board

Report Quarter End Date: 6/30/2018

Performance Items <small>(Time Period for Cumulative Performance)</small>	Program Group	Negotiated Goals	Cumulative 4-Quarter	
			Value	$\frac{\text{Numerator}}{\text{Denominator}}$
Total Participants (7/1/2017 - 6/30/2018)	Total Adult Participants		5,319	
	Total Adults (self-service Only)		3,985	
	WIOA Adults		4,582	
	WIOA Dislocated Workers		749	
	Received Training Services		415	
	WIOA Adults		159	
	WIOA Dislocated Workers		261	
	Total Youth (14 - 21) Participants		536	
	Younger Youth (14 - 18)		351	
	Older Youth (19 - 21)		185	
	Out-of-School Youth		235	
	In-School Youth		215	
	Total Exitters (4/1/2017 - 3/31/2018)	Total Adult Exitters		8,839
Total Adults (self-service Only)			7,829	
WIOA Adults			8,290	
WIOA Dislocated Workers			553	
National Emergency Grant			0	
Total Youth (14 - 21) Exitters			301	
Younger Youth (14 - 18)			163	
Older Youth (19 - 21)			138	
Out-of-School Youth			184	
In-School Youth		107		
Placement in Employment or Education (10/1/2016 - 9/30/2017)	WIOA Youth (16 - 24)		58.49%	$\frac{124}{212}$
Attainment of Degree or Certificate (10/1/2016 - 9/30/2017)	WIOA Youth (16 - 24)		10.81%	$\frac{20}{185}$
Literacy & Numeracy Gains (7/1/2017 - 6/30/2018)	WIOA Youth (16 - 24)		9.23%	$\frac{12}{130}$
Youth Diploma or Equivalent Rate (4/1/2017 - 3/31/2018)	WIOA Younger Youth (16 - 18)		5.71%	$\frac{4}{70}$
Skill Attainment Rate (4/1/2017 - 3/31/2018)	WIOA Younger Youth (16 - 18)		0.00%	$\frac{0}{0}$
	Adults		69.18%	$\frac{229}{331}$
	Dislocated Workers		73.87%	$\frac{407}{550}$

Entered Employment Rates (10/1/2016 - 9/30/2017)				551
	WIOA Older Youth (19 - 24)		65.82%	52 79
Credential Attainment (10/1/2016 - 9/30/2017)	Adults		50.89%	57 112
	Dislocated Workers		41.61%	57 137
	Youth (14 - 21)		10.81%	20 185
Employment and Credential Rates (10/1/2016 - 9/30/2017)	Adults		42.86%	48 112
	Dislocated Workers		29.20%	40 137
	WIOA Older Youth (19 - 24)		9.43%	10 106
Retention Rates (4/1/2016 - 3/31/2017)	Adults		84.49%	316 374
	Dislocated Workers		84.64%	325 384
	WIOA Older Youth (19 - 24)		79.82%	87 109
	WIOA Younger Youth (16 - 18)		64.47%	98 152
Average Earnings (4/1/2016 - 3/31/2017)	Adults		\$19,081.46	\$5,972,496.08 313
	Dislocated Workers		\$25,958.65	\$8,384,643.84 323
	WIOA Older Youth (19 - 24)		\$4,383.10	\$468,992.22 107

V.A.1. - LOCAL AREA PERFORMANCE REPORTS
WIOA ADULTS AND DISLOCATED WORKERS
PY 2017/2018; Qtr 4 (7/1/2017 through 6/30/2018)

Report Period: PY 2017/2018; Quarter 4

Region/LWIA: Alameda County Workforce Development Board

Report Quarter End Date: 6/30/2018

Performance Items <small>(Time Period for Cumulative Performance)</small>	Program Group	Negotiated Goals	Cumulative 4-Quarter	
			Value	$\frac{\text{Numerator}}{\text{Denominator}}$
Total Participants (7/1/2017 - 6/30/2018)	Total Adult Participants		5,319	
	Total Adults (self-service Only)		3,985	
	WIOA Adults		4,582	
	WIOA Dislocated Workers		749	
	Received Training Services		415	
	WIOA Adults		159	
	WIOA Dislocated Workers		261	
Total Exitters (4/1/2017 - 3/31/2018)	Total Adult Exitters		8,839	
	Total Adults (self-service Only)		7,829	
	WIOA Adults		8,290	
	WIOA Dislocated Workers		553	
Entered Employment Rates (10/1/2016 - 9/30/2017) <i>(WIOA = Employment Rate @ 2nd Qtr Post Exit)</i>	Adults	58.5% (WIOA=65.5%)	69.18%	$\frac{229}{331}$
	Dislocated Workers	69.0% (WIOA=71.0%)	73.87%	$\frac{407}{551}$
Credential Attainment (10/1/2016 - 9/30/2017) <i>(WIOA = Credential Attainment Rate by 4th Qtr Post Exit)</i>	Adults	(WIOA=63.0%)	50.89%	$\frac{57}{112}$
	Dislocated Workers	(WIOA=66.0%)	41.61%	$\frac{57}{137}$
Employment and Credential Rates (10/1/2016 - 9/30/2017)	Adults	N/A	42.86%	$\frac{48}{112}$
	Dislocated Workers	N/A	29.20%	$\frac{40}{137}$
Retention Rates (4/1/2016 - 3/31/2017) <i>(WIOA = Employment Rate @ 4th Qtr Post Exit)</i>	Adults	81.0% (WIOA=63.0%)	84.49%	$\frac{316}{374}$
	Dislocated Workers	85.0% (WIOA=69.5%)	84.64%	$\frac{325}{384}$
Average Earnings (4/1/2016 - 3/31/2017) <i>(WIOA = Median Earnings @ 2nd Qtr Post Exit)</i>	Adults	\$17,600 (WIOA=\$15,471)	\$19,081.46	$\frac{\$5,972,496.08}{313}$
	Dislocated Workers	\$20,950 (WIOA=\$22,569)	\$25,958.65	$\frac{\$8,384,643.84}{323}$

V.A.2. - LOCAL AREA PERFORMANCE REPORTS
WIOA CONNECTED & DISCONNECTED YOUTH
PY 2017/2018; Qtr 4 (7/1/2017 through 6/30/2018)

Report Period: PY 2017/2018; Quarter 4

Region/LWIA: Alameda County Workforce Development Board

Report Quarter End Date: 6/30/2018

Performance Items <small>(Time Period for Cumulative Performance)</small>	Program Group	Negotiated Goals	Cumulative 4-Quarter	
			Value	$\frac{\text{Numerator}}{\text{Denominator}}$
Total Participants <small>(7/1/2017 - 6/30/2018)</small>	Total Youth (14 - 21) Participants		536	
	Younger Youth (14 - 18)		351	
	Older Youth (19 - 21)		185	
	Out-of-School Youth		235	
	In-School Youth		215	
Total Exiters <small>(4/1/2017 - 3/31/2018)</small>	Total Youth (14 - 21) Exiters		301	
	Younger Youth (14 - 18)		163	
	Older Youth (19 - 21)		138	
	Out-of-School Youth		184	
	In-School Youth		107	
Placement in Employ or Educ <small>(10/1/2016 - 9/30/2017)</small> <small>(WIOA = Yth Placement Rate @ 2nd Qtr Post Exit)</small>	WIOA Youth (16 - 24)	60.0% <small>(WIOA=61.0%)</small>	58.49%	$\frac{124}{212}$
Degree/Certificate Attainment <small>(10/1/2016 - 9/30/2017)</small> <small>(WIOA = Credential Attainment Rate by 4th Qtr Post Exit)</small>	WIOA Youth (16 - 24)	51.5% <small>(WIOA=47.0%)</small>	10.81%	$\frac{20}{185}$
Literacy & Numeracy Gains <small>(7/1/2017 - 6/30/2018)</small>	WIOA Youth (16 - 24)	40.5% <small>(WIOA=N/A)</small>	9.23%	$\frac{12}{130}$
Youth Diploma or Equiv Rate <small>(4/1/2017 - 3/31/2018)</small>	WIOA Younger Youth (16 - 18)	N/A	5.71%	$\frac{4}{70}$
Entered Employment Rates <small>(10/1/2016 - 9/30/2017)</small>	WIOA Older Youth (19 - 24)	N/A	65.82%	$\frac{52}{79}$
Employment and Credential Rates <small>(10/1/2016 - 9/30/2017)</small>	WIOA Older Youth (19 - 24)	N/A	9.43%	$\frac{10}{106}$
Retention Rates <small>(4/1/2016 - 3/31/2017)</small> <small>(WIOA = Placement or Employment Rate @ 4th Qtr Post Exit)</small>	WIOA Older Youth (19 - 24)	N/A <small>(WIOA=61.0%)</small>	79.82%	$\frac{87}{109}$
	WIOA Younger Youth (16 - 18)	N/A <small>(WIOA=61.0%)</small>	64.47%	$\frac{98}{152}$
Average Earnings <small>(4/1/2016 - 3/31/2017)</small> <small>(WIOA = Median Earnings @ 2nd Qtr Post Exit)</small>	WIOA Older Youth (19 - 24)	"Baseline" No Goals this PY	\$4,383.10	$\frac{\$468,992.22}{107}$

ITEM V.B.1. – REPORTS

SERVICES TO UNEMPLOYED RELATIVE TO LABOR FORCE PARTICIPATION WITHIN THE LOCAL AREA PY 2017/2018; Quarter 4

BACKGROUND:

The Alameda County Workforce Development Board's (ACWDB) America's Job Centers of California (AJCC) system serves a significant number of job seekers through Self-Directed activities. These job seekers, who are not yet enrolled in any Workforce Innovation and Opportunity Act (WIOA) funded programs, are commonly referred to as "Universal Customers".

Job seekers register themselves into the State's career networking system (CalJOBS) and then take advantage of services: workshops; computers; and other universal services that are offered through the AJCC system.

ACWDB has recognized that these services take both staff time and resources and should be tracked and reported as a statement to the level of services offered and traffic sustained through ACWDB's AJCC system. WIOA also encourages Local Areas to track the use of such services.

The State of California's CalJOBS system offers us the ability to report on the number of job seekers who reside within our Local Area and **who utilize the online CalJOBS system** to meet their job search and vocational training needs.

The attached report reflects the number of job seekers who reside within our Local Area and who have registered within the CalJOBS system – as compared to the total number of unemployed individuals in our Local Area (based on Labor Force Data provided by California's Labor Force Data for Cities, published in July, 2018).

For more information, please contact Michele Garcia, MIS Administrator at (510) 259-3802 or by email at mggarcia@acgov.org.

ATTACHMENT:

V.B.1.a. – REPORT Services to Unemployed PY 17-18 Q4

V.B.1.a. - REPORTS

SERVICES TO UNEMPLOYED RELATIVE TO THE LABOR FORCE PARTICIPATION

WITHIN ALAMEDA COUNTY'S LOCAL WORKFORCE DEVELOPMENT AREA

PY 2017/18, 4th Quarter; (07/01/2017 through 6/30/2018)

Labor Force Participation	Planning Areas within ACWDB's Local Area				
	North Cities	Eden Area	Tri Cities	Valley	TOTAL
TOTAL LABOR FORCE by Planning Area ¹	100,600	283,400	292,000	116,700	792,700
Unemployment Number	3,300	8,700	10,800	3,900	26,700
Unemployment Rate	3.3%	3.1%	3.7%	3.3%	3.3%
TOTAL INDIVIDUALS RECEIVING SERVICES ²	2,108	3,833	2,874	1,804	10,619
% of Total Unemployed Labor Force Served³	63.9%	44.1%	26.6%	46.3%	39.8%

¹ Labor Force Data by Planning Area is based on California's Labor Force Data for Cities - March 2017 Benchmark; Published 07/20/2018
 Total Labor Force by Planning Area = the number individuals who are eligible for employment within the designated area.
 Cities within the One Stop service area are factored together to obtain unemployment number and rate by Planning Area.
 Unemployment Number = the number of employment eligible individuals that are unemployed
 Unemployment Rate = the Unemployment Number divided by the Total Labor Force number.

Statistics for the City of Oakland are excluded from this data - but are included in comment ²"NOTE".

² Customers who were registered in CalJOBS categorized by their City of residence.

NOTE: There were an additional 4,898 job seekers who utilized services in our Local Area during this period, but who reside outside our service delivery area, and are NOT accounted for in this report.

³ % of Total Unemployed Labor Force Served = Total Individuals Receiving Services divided by Unemployment Number.

CalJOBS Report used: Detailed Reports / Individual Reports / Registered Individuals / by Local Area /

ITEM V.B.2. – REPORTS

CONTRACT PERFORMANCE INDICATORS REPORTS FOR ADULTS AND DISLOCATED WORKERS PY 2017/2018; Quarter 4 FINAL; (7/1/2017 through 6/30/2018)

BACKGROUND:

Effective July 1, 2017, Contract Performance measures for program year (PY) 2017/2018 were modified to reflect full compliance with the Workforce Innovation and Opportunity Act (WIOA). Alameda County Workforce Development Board (ACWDB) staff received Board approval at the September 14, 2017 meeting to move forward with implementation of the new measures and goals for PY 2017/2018.

For PY 2017/2018, ACWDB continues to utilize the Industry Sector and Occupational Framework (ISOF) to measure effectiveness of vocational training and sustainable employment opportunities relevant to this region of California. Effective July 1, 2017, ACWDB opted to include a requirement that all ISOF Tier I job placements pay a wage at or above the current minimum wage for the State of California.

ANALYSIS OF REPORTS:

As a system, ACWDB Adult and Dislocated Worker providers exceeded contract performance goals in the areas of:

- # of New Enrollments;
- % of Vocational Training within the ISOF;
- % of On-the-Job Training within the ISOF;
- % of Job Placements within the ISOF; and
- % of Entered Employment rate for Dislocated Worker participants.

The Adult and Dislocated Worker providers failed to meet their goals in the following areas:

- Expenditure of Training dollars
 - Adults 79.0% of goal
 - Dislocated Workers 95.4% of goal
- On-the-Job Training (OJT) Enrollments 56.1% of goal system-wide;
- % of Entered Employment rate for Adult participants (84.8% of goal)
- % of participants in training who attained an industry-recognized credential
 - Adults 54.4% of goal
 - Dislocated Workers 58.3% of goal

System design in PY 2018/2019 may lend itself to improvements in the areas of Training Expenditures and OJT enrollments as each of the Career Service Providers (CSP) will expand their employer-engagement activities to include recruitment and management of the OJT process.

Additionally, as the new system design encourages outreach to partner organizations and leveraging of services, ACWDB envisions that community partners will contribute to our system

by bringing expertise specifically to aid in assisting our harder-to-serve populations and by identifying employers who have been successful at hiring individuals with barriers to employment.

With regard to the credential attainment performance, ACWDB staff have determined an alternate method for tracking training activities that do not lead to industry-recognized credentials. This alternate method will allow for the tracking of services provided to individuals without increasing the number of individuals who receive training, but do not attain credentials.

For more information, please contact Michele G. Garcia, MIS Administrator at (510) 259-3802 or by email at mggarcia@acgov.org.

ATTACHMENT:

V.B.2.a. – REPORT CPIR Ad DW PY2017-18 Q4 (7 pages)

V.B.2.a. - CONTRACT PERFORMANCE INDICATORS REPORT (Adults & Dislocated Workers)

Results-Based Accountability (RBA) Format

Alameda County Workforce Development Board (ACWDB)

AGGREGATE OF ALL ACWDB-FUNDED CAREER SERVICE PROVIDERS

PY 2017/18; 4th QUARTER - JULY 01, 2017 THROUGH JUNE 30, 2018

FUND SOURCE:	ADULT			DISLOCATED WORKER		
BENCHMARKS	ACTUAL	GOAL ^①	% of GOAL	ACTUAL	GOAL ^①	% of GOAL
HOW MUCH DID WE DO?						
# OF NEW ENROLLMENTS	319	267	119.5%	342	325	105.2%
\$ TRAINING EXPENDITURES (ITAs & OJTs)	\$182,665	\$231,288	79.0%	\$247,032	\$259,040	95.4%
# OJT ENROLLMENTS (Ad & DW) ^②	23	41	56.1%			
HOW WELL DID WE DO?						
% OF ITA ENROLLMENTS IN ISOF*	100.0%	75.0%	133.3%	89.0%	75.0%	118.7%
% OF OJT ENROLLMENTS IN ISOF* ^②	100.0%	75.0%	133.3%			
IS ANYONE BETTER OFF?						
% ENTERED EMPLOYMENT (of closed cases)	63.6%	75.0%	84.8%	81.7%	75.0%	108.9%
% OF JOB PLACEMENTS WITHIN ISOF*	66.1%	50.0%	132.3%	77.6%	50.0%	155.2%
% THAT ATTAINED CREDENTIAL (of participants in training) [^]	32.7%	60.0%	54.4%	35.0%	60.0%	58.3%

① Reflective of annual goals with anticipated full compliance by June 30, 2018.

② In PY 2017/18 OJT Enrollment Goals span across both the WIOA Adult and the Dislocated Worker funding streams.

[^] Not a Contract Performance Measure, but data feeds up to the State for inclusion in the Local Area Performance calculation.

* ISOF = ACWDB's Priority Industry Sector and Occupational Framework

V.B.2.a. - CONTRACT PERFORMANCE INDICATORS REPORT (Adults & Dislocated Workers)

Results-Based Accountability (RBA) Format

Alameda County Workforce Development Board (ACWDB)

PERALTA COMMUNITY COLLEGE - NORTH CITIES AJCC

PY 2017/18; 4th QUARTER - JULY 01, 2017 THROUGH JUNE 30, 2018

FUND SOURCE:	ADULT			DISLOCATED WORKER		
BENCHMARKS	ACTUAL	GOAL ^①	% of GOAL	ACTUAL	GOAL ^①	% of GOAL
HOW MUCH DID WE DO?						
# OF NEW ENROLLMENTS	83	53	156.6%	80	77	103.9%
\$ TRAINING EXPENDITURES (ITAs & OJTs)	\$55,066	\$57,663	95.5%	\$56,865	\$60,016	94.7%
# OJT ENROLLMENTS (Ad & DW) ^②	8	10	80.0%			
HOW WELL DID WE DO?						
% OF ITA ENROLLMENTS IN ISOF*	100.0%	75.0%	133.3%	100.0%	75.0%	133.3%
% OF OJT ENROLLMENTS IN ISOF* ^②	100.0%	75.0%	133.3%			
IS ANYONE BETTER OFF?						
% ENTERED EMPLOYMENT (of closed cases)	67.0%	75.0%	89.3%	61.5%	75.0%	82.1%
% OF JOB PLACEMENTS WITHIN ISOF*	63.0%	50.0%	126.0%	65.9%	50.0%	131.8%
% THAT ATTAINED CREDENTIAL (of participants in training)	44.4%	60.0%	74.1%	28.2%	60.0%	47.0%

① Reflective of annual goals with anticipated full compliance by June 30, 2018.

② In PY 2017/18 OJT Enrollment Goals span across both the WIOA Adult and the Dislocated Worker funding streams.

^ Not a Contract Performance Measure, but data feeds up to the State for inclusion in the Local Area Performance calculation.

* ISOF = ACWDB's Priority Industry Sector and Occupational Framework

V.B.2.a. - CONTRACT PERFORMANCE INDICATORS REPORT (Adults & Dislocated Workers)

Results-Based Accountability (RBA) Format

Alameda County Workforce Development Board (ACWDB)

RUBICON PROGRAMS - EDEN AREA AJCC

PY 2017/18; 4th QUARTER - JULY 01, 2017 THROUGH JUNE 30, 2018

FUND SOURCE:	ADULT			DISLOCATED WORKER		
BENCHMARKS	ACTUAL	GOAL ^①	% of GOAL	ACTUAL	GOAL ^①	% of GOAL
HOW MUCH DID WE DO?						
# OF NEW ENROLLMENTS	113	85	132.9%	87	80	108.8%
\$ TRAINING EXPENDITURES (ITAs & OJTs)	\$61,822	\$66,292	93.3%	\$64,834	\$61,193	106.0%
# OJT ENROLLMENTS (Ad & DW) ^②	12	12	100.0%			
HOW WELL DID WE DO?						
% OF ITA ENROLLMENTS IN ISOF*	100.0%	75.0%	133.3%	100.0%	75.0%	133.3%
% OF OJT ENROLLMENTS IN ISOF* ^②	100.0%	75.0%	133.3%			
IS ANYONE BETTER OFF?						
% ENTERED EMPLOYMENT (of closed cases)	65.6%	75.0%	87.4%	55.7%	75.0%	74.3%
% OF JOB PLACEMENTS WITHIN ISOF*	62.5%	50.0%	125.0%	78.2%	50.0%	156.4%
% THAT ATTAINED CREDENTIAL (of participants in training)	48.7%	60.0%	81.2%	60.7%	60.0%	101.1%

① Reflective of annual goals with anticipated full compliance by June 30, 2018.

② In PY 2017/18 OJT Enrollment Goals span across both the WIOA Adult and the Dislocated Worker funding streams.

^ Not a Contract Performance Measure, but data feeds up to the State for inclusion in the Local Area Performance calculation.

* ISOF = ACWDB's Priority Industry Sector and Occupational Framework

V.B.2.a. - CONTRACT PERFORMANCE INDICATORS REPORT (Adults & Dislocated Workers)

Results-Based Accountability (RBA) Format

Alameda County Workforce Development Board (ACWDB)

CHABOT/LAS POSITAS COMMUNITY COLLEGE - VALLEY AREA AJCC

PY 2017/18; 4th QUARTER - JULY 01, 2017 THROUGH JUNE 30, 2018

FUND SOURCE:	ADULT			DISLOCATED WORKER		
BENCHMARKS	ACTUAL	GOAL ^①	% of GOAL	ACTUAL	GOAL ^①	% of GOAL
HOW MUCH DID WE DO?						
# OF NEW ENROLLMENTS	58	48	120.8%	72	71	101.4%
\$ TRAINING EXPENDITURES (ITAs & OJTs)	\$49,102	\$50,455	97.3%	\$46,905	\$52,514	89.3%
# OJT ENROLLMENTS (Ad & DW) ^②	1	6	16.7%			
HOW WELL DID WE DO?						
% OF ITA ENROLLMENTS IN ISOF*	100.0%	75.0%	133.3%	100.0%	75.0%	133.3%
% OF OJT ENROLLMENTS IN ISOF* ^②	100.0%	75.0%	133.3%			
IS ANYONE BETTER OFF?						
% ENTERED EMPLOYMENT (of closed cases)	76.8%	75.0%	102.4%	81.3%	75.0%	108.3%
% OF JOB PLACEMENTS WITHIN ISOF*	73.6%	50.0%	147.2%	86.2%	50.0%	172.3%
% THAT ATTAINED CREDENTIAL (of participants in training)	37.5%	60.0%	62.5%	66.7%	60.0%	111.1%

① Reflective of annual goals with anticipated full compliance by June 30, 2018.

② In PY 2017/18 OJT Enrollment Goals span across both the WIOA Adult and the Dislocated Worker funding streams.

^ Not a Contract Performance Measure, but data feeds up to the State for inclusion in the Local Area Performance calculation.

* ISOF = ACWDB's Priority Industry Sector and Occupational Framework

Alameda County Workforce Development Board (ACWDB)
OHLONE COLLEGE - TRI-CITIES AJCC
 PY 2017/18; 4th QUARTER - JULY 01, 2017 THROUGH JUNE 30, 2018

FUND SOURCE:	ADULT			DISLOCATED WORKER		
BENCHMARKS	ACTUAL	GOAL ^①	% of GOAL	ACTUAL	GOAL ^①	% of GOAL
HOW MUCH DID WE DO?						
# OF NEW ENROLLMENTS	65	81	80.2%	103	97	106.2%
\$ TRAINING EXPENDITURES (ITAs & OJTs)	\$16,675	\$56,878	29.3%	\$78,428	\$85,317	91.9%
# OJT ENROLLMENTS (Ad & DW) ^②	2	13	15.4%			
HOW WELL DID WE DO?						
% OF ITA ENROLLMENTS IN ISOF*	100.0%	75.0%	133.3%	100.0%	75.0%	133.3%
% OF OJT ENROLLMENTS IN ISOF* ^②	100.0%	75.0%	133.3%			
IS ANYONE BETTER OFF?						
% ENTERED EMPLOYMENT (of closed cases)	45.1%	75.0%	60.1%	61.5%	75.0%	82.0%
% OF JOB PLACEMENTS WITHIN ISOF*	65.5%	50.0%	130.9%	85.9%	50.0%	171.7%
% THAT ATTAINED CREDENTIAL (of participants in training)	0.0%	60.0%	0.0%	7.8%	60.0%	13.1%

① Reflective of annual goals with anticipated full compliance by June 30, 2018.

② In PY 2017/18 OJT Enrollment Goals span across both the WIOA Adult and the Dislocated Worker funding streams.

^ Not a Contract Performance Measure, but data feeds up to the State for inclusion in the Local Area Performance calculation.

* ISOF = ACWDB's Priority Industry Sector and Occupational Framework

CONTRACT PERFORMANCE INDICATORS REPORT (Adults & Dislocated Workers)

AGGREGATE DATA

PY 2017/18; 4th QUARTER - JULY 01, 2017 THROUGH JUNE 30, 2018

Performance Categories	ADULT		DISLOCATED WORKER	
	ACTUAL	GOAL ^①	ACTUAL	GOAL ^①
% WITH 1ST QTR FOLLOW UP (of closed cases) ^③	#REF!	#REF!	#REF!	#REF!
% OF TRNG ENROLLED w/FOLLOW UP (till credential) ^③	#REF!	100.0%	#REF!	100%

10/18/17

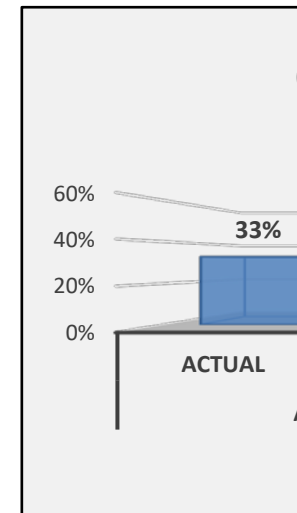
New Enrollments	OJT	DW	Ad
Goal	41	325	267
Actual	23	342	319

In ISOF (Ad & DW combined)	Placements	OJTs	ITAs
Goal	50%	75%	75%
Actual	72%	100%	95%

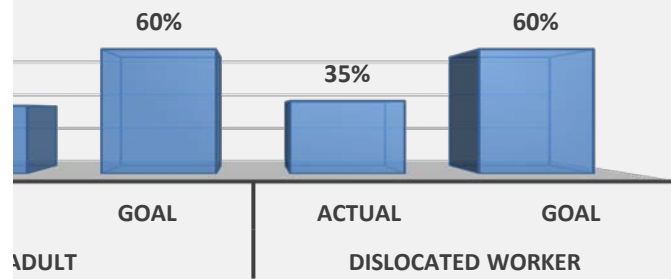
Performance Categories	Dislocated Worker		Adult	
	Goal	Actual	Goal	Actual
\$ TRAINING EXPENDITURES (ITAs & OJTs)	\$259,040	\$247,032	\$231,288	\$182,665

	Adult		Dislocated Worker	
	Actual	Goal	Actual	Goal
Entered Employment	64%	75%	82%	75%

	Adult		Dislocated Worker	
	Actual	Goal	Actual	Goal
Credential Attainment	33%	60%	35%	60%

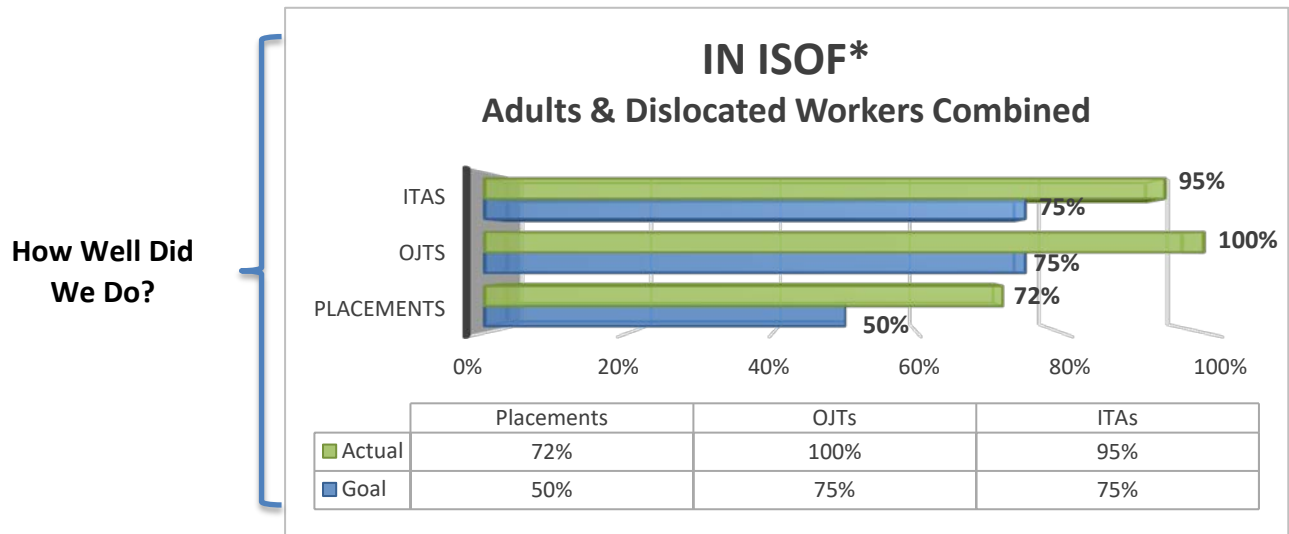
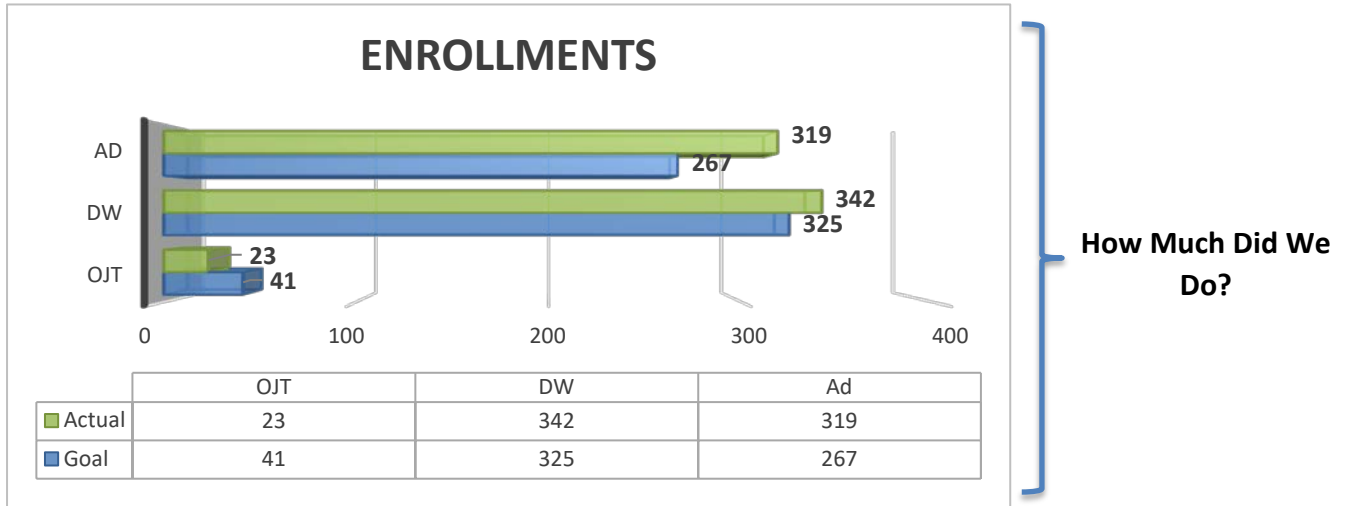


Credential Attainment

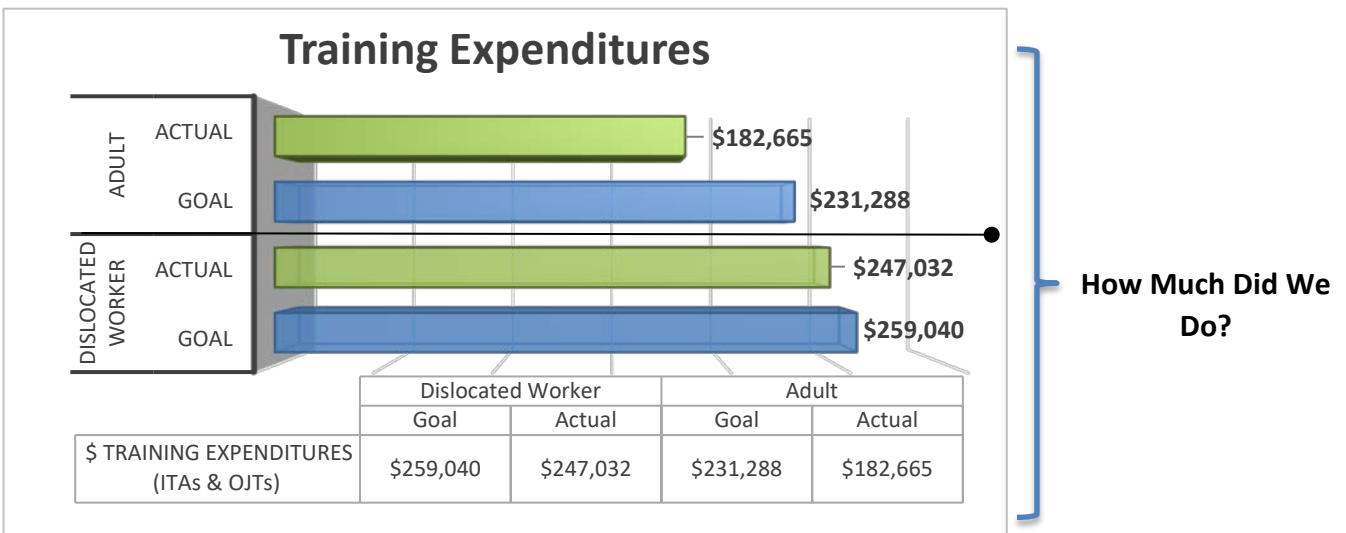


**V.B.2.a. - CONTRACT PERFORMANCE INDICATORS REPORT (Adults & Dislocated Workers)
AGGREGATE DATA**

PY 2017/18; 4th QUARTER - JULY 01, 2017 THROUGH JUNE 30, 2018

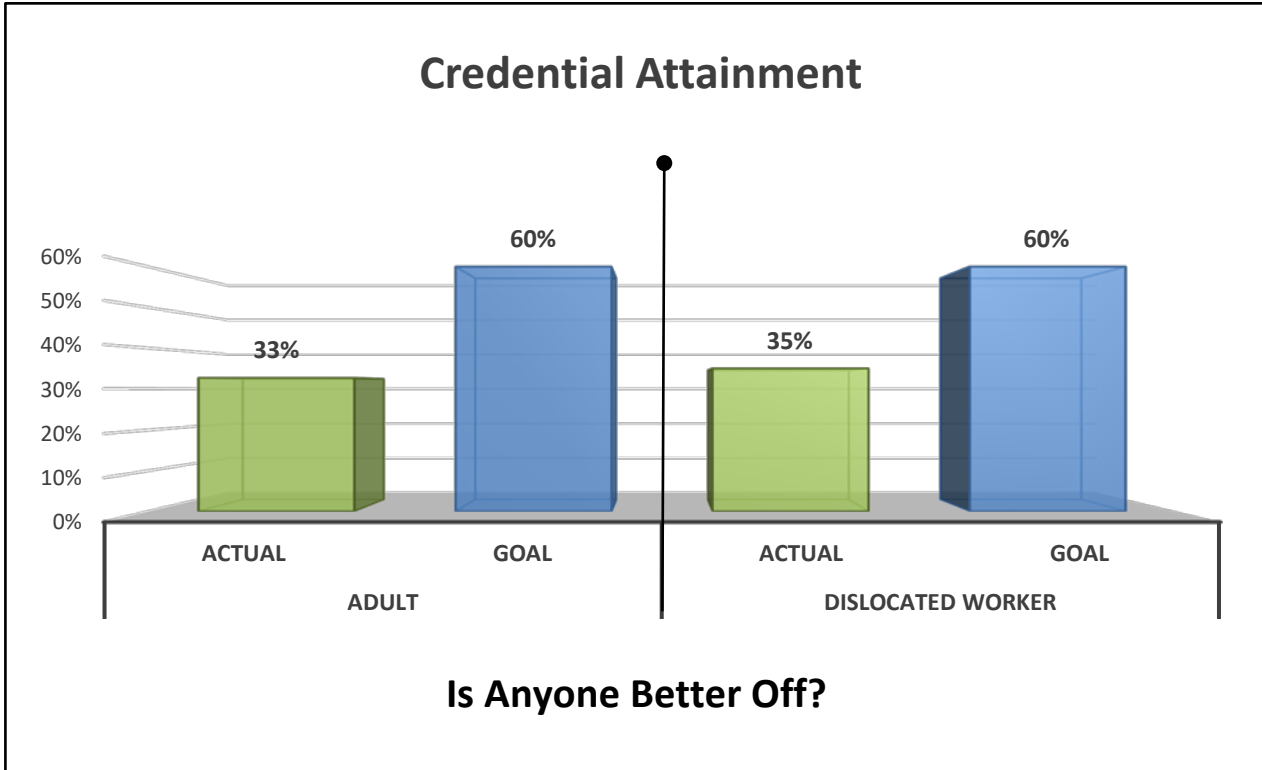
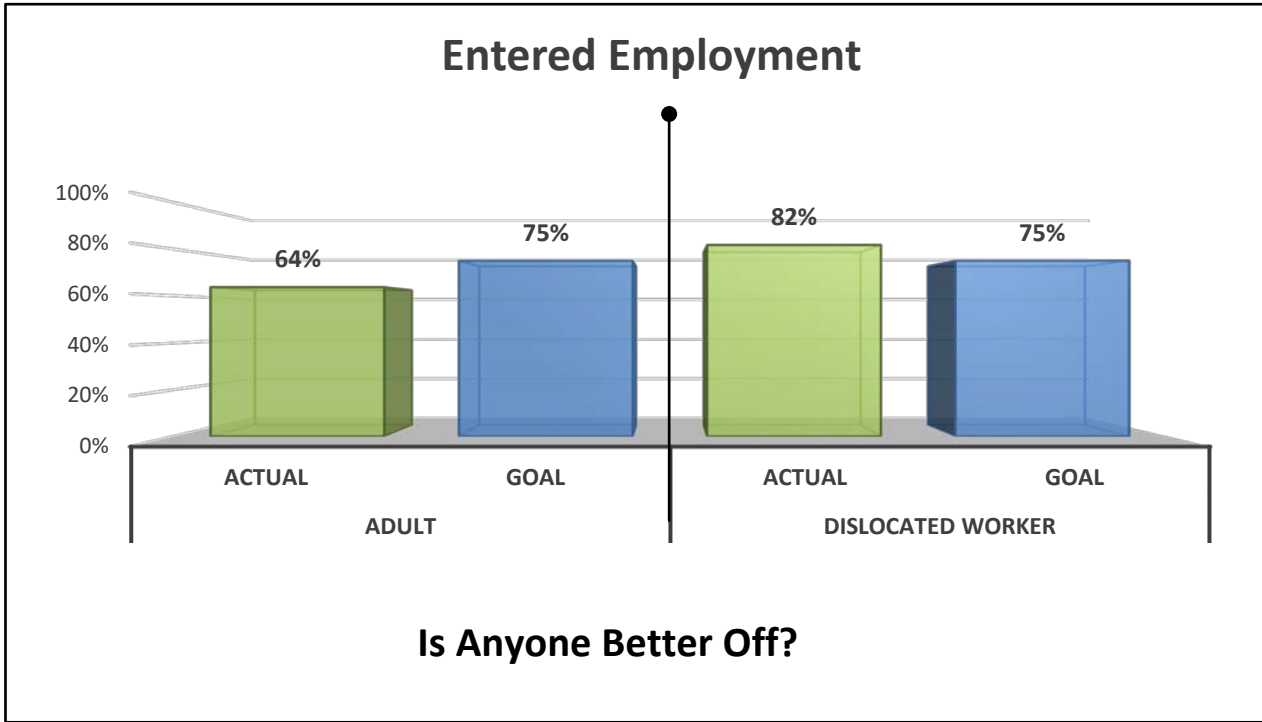


* ISOF = ACWDB's Industry Sector and Occupational Framework



**V.B.2.a. - CONTRACT PERFORMANCE INDICATORS REPORT (Adults & Dislocated Workers)
AGGREGATE DATA**

PY 2017/18; 4th QUARTER - JULY 01, 2017 THROUGH JUNE 30, 2018



ITEM V.C. – REPORTS

YOUTH CONTRACT PERFORMANCE INDICATORS REPORTS **PY 2017/2018; 4th Quarter FINAL; 7/1/2017 through 6/30/2018**

BACKGROUND:

Under the Workforce Innovation and Opportunity Act (WIOA) legislation, Local Area Performance Measures have been modified and now include for all WIOA Formula populations (Adults and Dislocated Workers and Youth):

1. Employment Rate at 2nd Quarter After Exit (Employment or Placement for Youth)
2. Employment Rate at 4th Quarter After Exit (Employment or Placement for Youth)
3. Median Earnings at 2nd Quarter After Exit
4. Credential Attainment within 4 Quarters After Exit

NOTE: “Placement” for Youth performance (specifically as referenced in items 1 and 2 above), is defined as placement in Employment, Advanced Training, Post-Secondary Education; or the Military.

ANALYSIS OF REPORTS:

Connected/In-School Youth:

La Familia Counseling Services has been the sole provider for Connected Youth Services in ACWDB’s service area for this entire procurement cycle (PY 2014/2015 through PY 2017/2018).

By the end of the program year (June 30, 2018), La Familia had exceeded their enrollment goal for the program year, but fell short of their goals for Youth Placement and Credential Attainment.

In PY 2018/2019, ACWDB has adopted a new service delivery strategy that will result in more youth being exposed to work-based learning opportunities and leadership development skills.

Disconnected/Out-of-School Youth:

As a system, the providers who serve this population have attained 99.1% of their enrollment goal for PY 2017/2018; and 178.7% of their Case Closure goal. Youth Placement and Credential Attainment Rates continue to reflect low achievement at just 38.4% and 9.2%, respectively. Staff will conduct an in-depth analysis on the real outcomes and further look at participant demographics to understand the impact of such low achievements.

As ACWDB continues planning for the new program year that began July 1, 2018, challenges experienced during the previous procurement cycle will be taken into consideration and reflected in contract stipulations intended to ensure the success of the Youth Providers in ACWDB’s system. Additionally, staff are looking at the programs’ outreach and recruitment plans that were recently submitted to gauge their potential efficiency.

Please contact Michele G. Garcia, MIS Administrator if you have any questions regarding Local Area Performance Reports. You can reach Michele at (510) 259-3802 or by email at mggarcia@acgov.org.

ATTACHMENT:

V.C.1. – REPORT Youth CPIR PY2017-18 Q4

V.C.1. - REPORTS
YOUTH CONTRACT PERFORMANCE INDICATORS REPORT
 Results-Based Accountability (RBA) Format

Alameda County Workforce Development Board (ACWDB)
AGGREGATE OF ALL ACWDB YOUTH PROVIDERS
 PY 2017/2018; 4th QUARTER - JULY 01, 2017 THROUGH JUNE 30, 2018

FUND SOURCE:	CONNECTED			DISCONNECTED		
BENCHMARKS	ACTUAL	GOAL ^①	% of GOAL	ACTUAL	GOAL ^①	% of GOAL
HOW MUCH DID WE DO?						
# OF ENROLLMENTS	130	122	106.6%	219	221	99.1%
# TRAINING ENROLLMENTS ^②	60			92		
# OF CLOSED CASES / EXITS	71.3%	100.0%	71.3%	178.7%	100%	178.7%
HOW WELL DID WE DO?						
% WITH INCREASED EFL (of bsd participants) ^④ ^②	20.0%			17.3%		
IS ANYONE BETTER OFF?						
% YOUTH PLACEMENT ^③ (of closed cases)	24.4%	61.0%	39.9%	23.4%	61.0%	38.4%
% CREDENTIAL ATTAINMENT (of those enrolled in training)	3.3%	50.0%	6.7%	4.6%	50.0%	9.2%

- ① Reflective of annual goals with anticipated full compliance by June 30, 2018.
- ② Not Contract Performance, but data will feed to the State for Local Area Performance.
- ③ Youth Placement = Placement in Employment, Education, Advanced Training, or the Military
- ④ EFL = Educational Functioning Level; BSD = Basic Skills Deficient

#DIV/0! = No data available to run the calculation.

V.C.1. - REPORTS
YOUTH CONTRACT PERFORMANCE INDICATORS REPORT
 Results-Based Accountability (RBA) Format

Alameda County Workforce Development Board (ACWDB)
LA FAMILIA COUNSELING SERVICES
 PY 2017/2018; 4th QUARTER - JULY 01, 2017 THROUGH JUNE 30, 2018

FUND SOURCE:	CONNECTED (Y24C)			DISCONNECTED (Y24D)		
BENCHMARKS	ACTUAL	GOAL ^①	% of GOAL	ACTUAL	GOAL ^①	% of GOAL
HOW MUCH DID WE DO?						
# OF ENROLLMENTS	130	122	106.6%	79	82	96.3%
# TRAINING ENROLLMENTS ^②	60			29		
# OF CLOSED CASES / EXITS	71.3%	100.0%	71.3%	147.6%	100.0%	147.6%
HOW WELL DID WE DO?						
% WITH INCREASED EFL (of bsd participants) ^④ ^②	20.0%			36.4%		
IS ANYONE BETTER OFF?						
% YOUTH PLACEMENT ^③ (of closed cases)	24.4%	61.0%	39.9%	38.0%	61.0%	62.3%
% CREDENTIAL ATTAINMENT (of those enrolled in training)	3.3%	50.0%	6.7%	10.3%	50.0%	20.7%

① Reflective of annual goals with anticipated full compliance by June 30, 2018.

② Not Contract Performance, but data will feed to the State for Local Area Performance.

③ Youth Placement = Placement in Employment, Education, Advanced Training, or the Military

④ EFL = Educational Functioning Level; BSD = Basic Skills Deficient

#DIV/0! = No data available to run the calculation.

V.C.1. - REPORTS
YOUTH CONTRACT PERFORMANCE INDICATORS REPORT
 Results-Based Accountability (RBA) Format

Alameda County Workforce Development Board (ACWDB)
HAYWARD CENTER FOR EDUCATION & CAREERS (HCEC)
 PY 2017/2018; 4th QUARTER - JULY 01, 2017 THROUGH JUNE 30, 2018

BENCHMARKS	CONNECTED			DISCONNECTED		
	ACTUAL	GOAL ^①	% of GOAL	ACTUAL	GOAL ^①	% of GOAL
FUND SOURCE:						
HOW MUCH DID WE DO?						
# OF ENROLLMENTS				74	73	101.4%
# TRAINING ENROLLMENTS ^②				57		
# OF CLOSED CASES / EXITS				221.9%	100.0%	221.9%
HOW WELL DID WE DO?						
% WITH INCREASED EFL (of bsd participants) ^④ ^②				15.6%		
IS ANYONE BETTER OFF?						
% YOUTH PLACEMENT ^③ (of closed cases)				17.8%	61.0%	29.2%
% CREDENTIAL ATTAINMENT (of those enrolled in training)				3.5%	50.0%	7.0%

- ① Reflective of annual goals with anticipated full compliance by June 30, 2018.
- ② Not Contract Performance, but data will feed to the State for Local Area Performance.
- ③ Youth Placement = Placement in Employment, Education, Advanced Training, or the Military
- ④ EFL = Educational Functioning Level; BSD = Basic Skills Deficient

#DIV/0! = No data available to run the calculation.

Template Revised July, 2017

V.C.1. - REPORTS
YOUTH CONTRACT PERFORMANCE INDICATORS REPORT
 Results-Based Accountability (RBA) Format

Alameda County Workforce Development Board (ACWDB)
BERKELEY YOUTH ALTERNATIVES (BYA)
 PY 2017/2018; 4th QUARTER - JULY 01, 2017 THROUGH JUNE 30, 2018

BENCHMARKS	CONNECTED			DISCONNECTED		
	ACTUAL	GOAL ^①	% of GOAL	ACTUAL	GOAL ^①	% of GOAL
FUND SOURCE:						
HOW MUCH DID WE DO?						
# OF ENROLLMENTS				66	66	100.0%
# TRAINING ENROLLMENTS ^②				6		
# OF CLOSED CASES / EXITS				166.7%	100.0%	166.7%
HOW WELL DID WE DO?						
% WITH INCREASED EFL (of bsd participants) ^④ ^②				0.0%		
IS ANYONE BETTER OFF?						
% YOUTH PLACEMENT ^③ (of closed cases)				14.5%	61.0%	23.8%
% CREDENTIAL ATTAINMENT (of those enrolled in training)				0.0%	50.0%	0.0%

- ① Reflective of annual goals with anticipated full compliance by June 30, 2018.
- ② Not Contract Performance, but data will feed to the State for Local Area Performance.
- ③ Youth Placement = Placement in Employment, Education, Advanced Training, or the Military
- ④ EFL = Educational Functioning Level; BSD = Basic Skills Deficient

#DIV/0! = No data available to run the calculation.

Template Revised July, 2017

ITEM V.D. – REPORT

RAPID RESPONSE REPORT PY 2018/19

BACKGROUND:

As of July 1, 2018 the Alameda County Workforce Development Board's (ACWDB) Rapid Response Team (RRT) has documented 16 layoff/closure events affecting 1,788 laid off workers since July 1, 2018. Rapid Response activity is recorded based on the program year (PY) July 1, 2018 through June 30, 2019. Please refer to Attachment V.D.1 for employer data.

Rapid Response Activities

Amneal dba Impax Laboratories, Inc. announced layoffs. Impax is a technology based specialty pharmaceutical company and will be closing multiple Hayward locations dislocating 533 highly skilled workers. The first Rapid Response Orientation was held on August 6, 2018 and 65 impacted employees were in attendance. The second Rapid Response Orientation to be determined at a later date. Impax will move California operations to their existing New Jersey and Pennsylvania locations.

Tesla Motors laid off 9% of its workforce resulting in 420 employees at its Fremont facilities, as well as 88 workers at its Palo Alto location. California Employment Development Department (EDD) Directors gave the agency special permission to conduct a webinar presentation. The ACWDB, NOVA Job Center, EDD, Department of Labor, and Ohlone College Tri-Cities Career Center jointly presented on webinar topics which included information on the range of employment services, education, training and support services available to assist Tesla dislocated workers. There were 55 workers who attended and the webinar was well received.

Serta Simmons has been located in San Leandro for over 50 years but has decided to move their production to other facilities in Southern California and New Jersey dislocating over 150 workers who were predominately either Spanish or Cantonese/Mandarin speakers with limited English proficiency. The dislocated workers were offered the opportunity to transfer to Serta Simmons in Southern California. There were two Rapid Response sessions with over 100 employees in attended.

The Chief Executive Officer and founder of Theranos, a blood diagnostic company was indicted on two counts of conspiracy to commit wire fraud and nine counts of wire fraud in multi-million dollar schemes. Operations closed permanently on June 11, 2018 with 100 employees losing their jobs. Two Rapid Response Orientations were provided.

For further information, contact Javier Contreras, Business Services Specialist at (510) 259-3831 or by email at Javier.contreras@acgov.org.

ATTACHMENT:

V.D.1. - ACWDB Layoff and Closure PY 2018/2019

WARN							
The Worker Adjustment Retraining Notification (WARN) protects employees, their families, and communities by requiring employers to give a 60-day notice to the affected employees and both state and local representatives prior to a plant closing or mass layoff. Federal WARN is applicable only to employers with 100 or more full-time employees. California WARN is applicable to a covered establishment with 75 or more employee full or part-time.							
Total Employers: 16 Total Affected Workers: 1,788							
Employer	Union	Location	Industry	Closure/ Layoff	Layoff Date	Affected Workers	TAA Status
NORTH CITIES RAPID RESPONSE EVENTS – 6 Employers: Total Workers: 364							
Hs. Lordships	HERE 2850	Berkeley	Restaurant	Closure	7/1/18	61	
Aqua Metals		Alameda	Recycle	Closure	9/10/18	12	
Novartis Institutes for Bio Medical Research		Emeryville	Bio Medical Research	Closure	9/12/2018	149	
Wind River Systems		Alameda	Technology	Layoff	9/15/2018	64	
Argosy University		Alameda	Education	Closure	12/31/18	78	
Tri Cities RAPID RESPONSE EVENTS - Employers: 6 Total Workers: 645							
TESLA		Fremont	Manufacturing	Layoff	8/14/18	420	
Esscendent		Union City	Warehouse	Closure	7/31/2018	40	
Formation Brands		Union City	Warehouse	Closure	7/31/2018	53	
Sears, Roebuck & Co		Newark	Retail	Closure	9/30/18	47	
Kaiam		Newark	IT	Layoff	12/31/2018	30	
Mida Industries		Fremont	Manufacturing	Layoff	9/3/2018	55	
TRI VALLEY RAPID RESPONSE EVENTS - Employers: 1 Total Workers: 35							
Comcast		Livermore	Administrative and Support and	Layoff	8/17/2018	35	
EDEN AREA RAPID RESPONSE EVENTS - Employers: 4 Total Workers: 744							
Serta Simmons		San Leandro	Manufacturing	Closure	07/15/18	153	
Amneal/Impact Labs		Hayward	Pharmaceutical	Closure	8/8/18- 8/1/19	533	
Boral Industries		Hayward	Construction	Closure	8/31/18	1	
Lowes/ Orchard Supply Company, LLC		San Leandro	Retail	Closure	10/20/2018	57	
Total Affected Workers:						1,788	

ITEM V.E. – REPORT

EMPLOYER SERVICES HUB REPORT **KRA CORPORATION - Q4 FOR PY 2017/2018**

BACKGROUND:

KRA Corporation, using the name the “Alameda County Business Development Group (BDG)” operates the Employer Services Hub (ESH) strategy for the Alameda County Workforce Development Board (ACWDB). They provide support to employers by marketing the targeted services for ACWDB and its providers. KRA’s employer services and engagement focuses on: on-the-job training (OJT) and customized training referrals, recruitment assistance, and coordination with ACWDB’s Business Services Unit (BSU) for links to other County departments with incentives to improve results for local businesses.

PERFORMANCE MEASURES:

Representation of the performance goals is based on the Results-Based Accountability (RBA) system adopted by the Alameda County Social Services Agency (ACSSA) for all of its departments and contractors. Performance information and data is addressed as three basic RBA questions:

How much did we do?

How well did we do?

Is anyone better off?

The KRA is expected to report on how well business clients are faring in terms of services received and the quality of services delivered. KRA is required to show that their work incorporates best or promising practices, or evidence-informed or evidence-based practices outlined in the RBA framework.

ANALYSIS OF REPORT:

The fourth quarter was a period of increased success for the BDG. The team finished with a much stronger overall performance in key areas, compared to the second and third quarters. New Businesses served, OJT Referrals and Career Pathway Connections were all higher in the fourth quarter (please see Attachment *V.E.1. Employer Services Hub – Performance Indicators Report* for PY 2017-2018 performance to date).

- KRA registered and served a total of 45 new customers in the fourth quarter of PY 2017/2018, bringing the annual number of newly served customers to 193. There was an increased level of activity during the fourth quarter as the team continued to design a workable solution to staffing adjustments and new regional alignment of business service activities.
- During the fourth quarter the BDG served 37 repeat business. The deliverable of this metric was to serve at least 20% of prior served customers. To date, the BDG served 317 repeat customers, which is a great indicator of successful business service.

- 10 new job orders were registered in the fourth quarter by the BDG bringing the total annual goal to 133. The BDG also had a few key customers who input their own job orders into CalJOBS bringing the total job orders attributed to customers of the BDG to 2,130.
- The KRA initiated OJT Master Agreements for 6 new customers in the fourth quarter, bringing the annual total to 41 out of a goal of 32 referrals. The majority of OJT referrals continued to be in healthcare, manufacturing and transportation.

The Customer Satisfaction Survey process has been implemented and is fully functional. All employers receive the initial survey once staff records that a Business Needs Analysis has been performed. The goal for this metric is a 5% response rate at 85% satisfaction. The BDG received an 87.8% satisfaction rate year to date.

Career Pathways Trust Employer Engagement

Going into the fourth quarter, the BDG has been able to increase the total number of overall Work-Based Learning (WBL) engagements by businesses. The BDG made 36 new Career Pathways Trust business connections for the PY 2017/2018 and a full list of employers and contact will be shared upon transition (please see Attachment *V.E.2. Career Pathways Trust Employer Tracker for PY 2017/2018*). The types of WBL activities that businesses have been involved in with students include site visit tours, guest speaker presentations and two youth career fairs. Due to the school year coming to a close, many of the schools began requesting employer connections for next year. The BDG began working with the ACWDB WBL Coordinator to make business connections for PY 2018/2019 school requests.

KRA Transition and Communication

This program year was filled with a mixture of adjustments, change and the knowledge of an eventual sunset for the BDG's work with the ACWDB. Since 2014, the BDG has served over 1,100 new business, which has led to over 1,200 repeat customer services. With the conclusion of work taking place on June 30, 2018 the BDG began to work on a transition plan to communicate with businesses and the ACWDB so that there would be a continuous transition of service. This included a letter to all business customers served by the team since July 1, 2014. As a result of this communication, the BDG saw a great response from many of the businesses with whom they had developed relationships (please see Attachment *V.E.3. KRA Transition Letter to Businesses*). The BDG also posted a closing message one week prior to closing the website and all social media accounts.

Data Management in CalJOBS

Since 2016, when the ACWDB transitioned to CalJOBS, the BDG used this system for the management of business services activities related to the program performance metrics. In order to gather sufficient data on all services provided, the BDG developed 120 different case note activity codes. CalJOBS is limited in the level of activity codes related to business services so these activities codes allowed for the BDG to pull the necessary reports for detailed tracking of performance. The BDG team met with the ACWDB team in May 2018 to provide a comprehensive overview of the case note activity codes, their methodology and the customized process for pulling that data. In addition to this report, the BDG provided ACWDB staff with a spreadsheet of business service activities performed in PY 2017/2018, which not only provides a

snapshot of activities but is a reference point for repeat businesses that will continue to be served by ACWDB.

Summary

Jonathan Overall, Program Manager with KRA, had these final comments to share about the Business Development Group: *“The BDG is very proud of the work done over the last 4 years. The opportunity to partner with the ACWDB and serve the businesses of Alameda County has been rewarding. The integration of the Employer Services Hub model was novel for Alameda County and presented many unique challenges. However, year after year the system became stronger, more responsive and brought a high level of service to the businesses of Alameda County. BDG’s goal throughout the transition was to provide the support and communication necessary for a seamless handoff. The ACWDB staff has been a professional and trustworthy partner to work with. We wish this Board continued success in its mission to serve the community of Alameda County.”*

Please contact Samantha Miller if you have any questions regarding the Employer Services Hub Report. You can reach Samantha at (510) 259-3832 or by email at Samantha.Miller@acgov.org.

ATTACHMENTS:

V.E.1. Employer Services Hub – Performance Indicators Report for PY 2017/2018

V.E.2. Career Pathways Trust Employer Tracker for PY 2017/2018

V.E.3. KRA Transition Letter to Businesses

Employer Services Hub – Performance Indicators Report for PY 2017/2018
April 1, 2018 - June 30, 2018

SERVICE GROUP	BUSINESS		
	ACTUAL	ANNUAL GOAL	% Attain
PERFORMANCE MEASURE			
HOW MUCH DID WE DO?			
# NEW BUSINESSES REGISTRATION	193	250	61.00%
# OF JOB ORDERS REPORTED	133	92	144.00%
# OJT TRAINING REFERRALS	41	32	134.00%
# CUSTOMIZED TRAINING REFERRALS	13	15	86.00%
HOW WELL DID WE DO?			
% BUSINESS THAT ARE REPEAT CUSTOMERS ***	30%	20.00%	150.00%
% OF BUSINESSES SATISFIED WITH SERVICES	88%	85.00%	102.90%
% BUSINESSES REGISTERED ARE IN PRIORITY SECTOR	59%	50.00%	108.20%
IS ANYONE BETTER OFF?			
% JOB ORDERS AT LIVEABLE WAGE (1 ADULT)*	78%	70.00%	110.00%
% JOB ORDERS AT LIVEABLE WAGE (1 ADULT + 1 CHILD)**	22%	30.00%	70.00%

* LIVEABLE WAGE FOR 1 ADULT IS \$13.25 PER HOUR WHICH EQUATES TO \$27,560 ANNUALLY.

** LIVEABLE WAGE FOR 1 ADULT + 1 CHILD IS \$23.30 PER HOUR WHICH EQUATES TO \$48,464 ANNUALLY.

*** Denominator for equation is 2036 previously served businesses since 11-9-2009 (ACWDB's in-house team)

Career Pathways Trust Employer Tracker for PY 2017/2018

Company Name (consistent with CalJOBS spelling)	Company Description	Address	City	Primary Interest
Oldcastle Building Envelope	Glass MFG	6850 Stevenson Blvd	Fremont	Workplace Tour
StoneRidge Creek Pleasanton	Healthcare	3300 Stoneridge Creek	Pleasanton	Workplace Tour
Tri-City Food Bank	Food Service	37350 Joseph Street	Fremont	Workplace Tour
UNITEK COLLEGE	Education	4670 Auto Mall Pkwy	Fremont	Workplace Tour
Technology Center-PGE	Food Service MFG	12949 Alcosta Blvd	San Ramon	Workplace Tour
CAL STATE EASTBAY	Facilities Operations	25800 Carlos Bee Blvd	Hayward	Workplace Tour
All Guard Security System	Security Cameras	1306 Stealth Street	Livermore	Workplace Tour
celltheon	Bio Tech	32980 Alvarado-Niles Road,	Union City	Classroom Visits
Foam Distributors	MFG & TRANS	31009 San Antonio St	Hayward	General
DOMINOS	Trans & Warehousing	30852 San Antonio St.	Hayward	General
EvoDC/Evocative	Data Storage	1400 65th St #150	Emeryville	Classroom Visits
SF Terrazzo	Construction	28839 Mack St.	Hayward	Internship
BioChain	Biotech	39600 Eureka Dr.	Newark	Job Shadowing
MV Transportation	Transportation	1944 Williams Street	San Leandro	General
SolarCity	Energy Company	3055 Clearview Way	San Mateo	Summer Work
Duru Ahanotu	Science	Eastbay	Eastbay	General
Amirh Johnson	Medical physicist	Eastbay	Eastbay	General
Optimize Accounting Solutions	Accounting Careers	39812 Mission Blvd #206	Fremont	Internship
HermanMiller	Furniture Mfg	23 Geary St	San Francisco	General
E2E Mfg.	precision manufacturing	7139 Koll Center pkwy	Pleasanton	
Robert D. Rowley, M.D. dba Hayward Family Care	Internal & Family Med	27206 Calaroga Ave #207	Hayward	General
Wells Fargo	Banking	950 Southland Drive	Hayward	General
Diversified Mortgage	Home Loans	39300 Civic Center Dr,	Fremont	General
Corovan	Transportation	10901 Bigge St	San Leandro	General
Restoration Management	Restoration	4142 Point Eden Way	Hayward	Gen & Tours
Reechpharma	Research & Development Science	37200 Central Court	Fremont	Class Discussions
Discovery Foods	Food Manufacturing	2188 Alpine Way,	Hayward	Gen & Tours
Cypress Mandela	Construction	977 66th Ave	Oakland	Tour
Tesla Motors	Manufacturing	45500 Fremont Blvd	Fremont	Tour
Everett Graphics	Manufacturing	7300 Edgewater Dr,	Oakland	Tour
BACR - Bay Area Community Resources	Child Development		Alameda	Internship
Elder Care Alliance	Healthcare	1301 Marina Village Pkwy Suite	Alameda	Internship
Claremont Hotel	Hospitality	41 Tunnel Rd	Berkeley	Internship
Create Art at Work	Marketing and Digital Design		Alameda	
Dynamic Office Solutions	Staffing & Marketing	390 Diablo Rd,	Danville	Presentation
Wynetta Peace	Healthcare		Oakland	Presentation

KRA Transition Letter to Businesses



May 16, 2018

Dear Valued Customer,

Since July of 2014, KRA working as the Alameda County Business Development Group, has served the local business community throughout Alameda County. In collaboration with the Alameda County Workforce Development Board (ACWDB), we have been dedicated to providing a full scope of business services to promote profitability, hiring and specific growth needs.

Over the last four years we have also experienced various trends within the local economy and workforce system – trends that can change the landscape of service delivery provision. With that, starting July 1, 2018, there will be a transition of services, and your business service needs within Alameda County will be coordinated by the Business Services Unit of the ACWDB. The Business Services Unit will work to connect you to the broader workforce system based on your individual needs whether they be On-the-Job Training (OJT) or Customized Training opportunities, recruitment, or strategic partnership building.

Starting July 1, 2018, please contact for business services needs:

Samantha Miller, Business Services Coordinator, ACWDB

samiller@acgov.org; 510-507-3213 (office); 510-915-7186 (cell)

The time we've spent, working in partnership with the ACWDB and serving you, the business customer, has been a valuable experience. We look forward to continuing our partnership with you in other ways and we wish you continued success.

Sincerely,

KRA Team

ITEM VI.A. – INFORMATION

REGIONAL AND LOCAL PLAN UPDATE

BACKGROUND:

The Workforce Innovation and Opportunity Act (WIOA) requires Local Workforce Development Boards (LWDBs) to submit a four-year Regional Plan (Regional Plan) and a four-year Local Plan (Local Plan) to the California Workforce Development Board (State Board), in alignment with the State's four-year plan.

In late 2016, Alameda County Workforce Development Board (ACWDB) staff worked with Public Consulting Group (PCG) to coordinate a local planning process. The Local Plan is an articulation of existing workforce development programs and initiatives, as well as future goals and strategies to enhance services for job seekers, including those with barriers to employment.

The process also included stakeholder feedback via focus groups and a 30-day public comment period, allowing stakeholders and the community to chime-in on the plan. Overall, ACWDB's Local Plan was influenced by the goals and ideas developed by ACWDB members at their retreat in November 2016, as well as the feedback garnered from the stakeholder focus groups and the 30-day public comment period.

The development of the Regional Plan was coordinated by the EASTBAY *Works* Coordinator and facilitated by PCG, in conjunction with the four LWDBs in the East Bay (Alameda County, Contra Costa County, Oakland and Richmond). In a similar fashion, the Regional Plan required planning sessions as well as accurately capturing all of the regional workforce development strategies and activities, such as the sector partnerships initiated under the East Bay SlingShot Initiative. The Regional and Local Plans went through a series of processes and approvals before receiving final approval:

- ACWDB approved the Regional and Local Plans at their meeting in March 2017;
- The Alameda County Board of Supervisors (BOS) approved both plans at their meeting in May 2017;
- ACWDB's Local Plan received the maximum score and was approved by the State Board in May 2017;
- The State Board approved the Regional Plan in June 2017.

UPDATE:

The WIOA requires that LWDBs initiate a "mid-point review" or two-year modifications of the Regional and Local Plans, in alignment with requirements outlined by the State Board. The State Board released a final directive on July 27, 2018, with new requirements to include in the two-year modifications that must be submitted by March 15, 2019.

The State Board entered into new partnership agreements with other state agencies, in an attempt to meet the needs of job seekers still struggling to enter the labor market. The directive requires

LWDBs to align their efforts with the State and develop new regional and local partnership agreements to include in the two-year modification.

The Regional Plan will include two new partnership agreements, as well as other requirements, while the Local Plan requires four new partnership agreements. These new partnership agreements require LWDBs to work with key agencies and planning partners to devise strategies that will address the needs of the following groups:

1. Re-entry and people with records/convictions;
2. CalFresh and CalFresh Employment & Training participants;
3. Non-custodial parents;
4. English Language Learners (ELL), foreign-born individuals, immigrants, and refugees,
5. People with disabilities, and;
6. Others with barriers to employment.

These partnership agreements must generally include an assessment and quantification of the target populations, client barriers, gaps in programs, available supportive services and existing partnerships, and an articulation of the strategies that the partnership will implement to resolve program gaps and address client barriers. (See Attachment VI.A.1 for an overview of the new partnership agreements for both plans).

The directive also requires that LWDBs ensure robust stakeholder engagement in the modification of the plans. The first level of engagement requires LWDBs to work directly with planning partners to arrive at an agreement to serve target groups, while the second requires community input once the agreement is drafted, via listening sessions and a 30-day public comment period.

One of the listening sessions must be held outside of business hours, and at minimum, a prescribed list of partners must be invited to the listening sessions. The State also requires that a 10-day notice is issued to them whenever LWDBs conduct a planning or listening session. In the past, ACWDB staff leveraged the 30-day public comment period as a platform to kick-off or initiate the listening sessions, which worked well and will be replicated again.

ACWDB staff has started the process of informing planning partners of the new directive as well as fielding questions. Staff anticipates that a draft of the new partnership agreements will surface at the Systems and Strategies Committee in November 2018 or February 2019.

For more information, please contact Latoya Reed, Management Analyst at (510) 259-3833 or by email at: latoya.reed@acgov.org.

ATTACHMENT:

VI.A.1– Overview of the New Partnership Agreements for the Regional and Local Plans

Regional Plan

- 1. Corrections Workforce Partnership Agreement**
Describes how partners will work together to deliver seamless and integrated services to the formerly incarcerated, as well a plan for developing employer engagement strategies and interfacing with sector partnerships.
- 2. Multi-Craft Core Curriculum (MC3) pre-apprenticeships Partnership Agreement**
Describes how LWDBs will ensure coordination and partnership with local building trades council when pursuing pre-apprenticeship training pathways in the construction industry for disadvantaged populations.
- 3. Regional Coordination Indices**
Indicators to be used as a self-assessment that measures progress on reaching regional goals and developing/advancing partnership on key strategies.
- 4. Labor Market Update and Other**
Captures changes in the labor market/economic conditions (if there have been shifts), or other factors affecting implementation of the plan, including modifications to negotiated performance goals.

Local Plan

- 1. CalFresh Employment and Training (E&T) Partnership Agreement:** Describes how LWDBs will work with partners to serve local CalFresh E&T populations and ensure that clients can benefit from sector partnerships in the region.
- 2. Local Child Support Agency Partnership Agreement**
Describes how LWDBs will work with child support agencies and community-based organizations (CBOs), to provide coordinated services to unemployed, under-employed, and payment-delinquent non-custodial parents, with a focus on retention in workforce training and education.
- 3. English Language Learners (ELL), foreign-born individuals, and Refugees services**
Describes efforts to assess the needs of ELLs, the foreign-born, and Refugees and strategies to address service gaps in conjunction with partners.
- 4. Update on serving individuals with Disabilities**
Describes regional and local partnerships that serve individual with disabilities as well efforts to implement Competitive Integrated Employment (CIE) plans.
- 5. Labor Market Update and Other**
Captures changes in the labor market/economic conditions (if there have been shifts), or other factors affecting implementation of the plan, including modifications to negotiated performance goals.

ITEM VI.B – INFORMATION

WORKFORCE INNOVATION AND OPPORTUNITY ACT **AMERICA’S JOB CENTERS OF CALIFORNIA** **MANDATED PARTNER MEMORANDUM OF UNDERSTANDING –UPDATE**

BACKGROUND:

The Alameda County Workforce Development Board (ACWDB) was able to successfully negotiate and complete the Memorandum of Understanding (MOU) between all the agencies that are mandated partners in the America’s Job Centers of California (AJCC) system as required by the Workforce Innovation and Opportunity Act (WIOA). The WIOA AJCC MOU was completed in two phases addressing how services in the Eden Comprehensive AJCC would be streamlined and coordinated, as well as negotiating infrastructure costs and the sharing of resources among the mandated partners.

Current Eden Comprehensive AJCC co-located partners include:

- Department of Rehabilitation (DOR)
- Alameda County Social Service Agency, Adult & Aging Services
- Alameda County Social Services Agency, Department of Workforce and Benefits Administration (CalWORKs/Employment Services)

Partners not located within the Eden Comprehensive AJCC include:

- Employment Development Department
- Mid-Alameda County Adult Education Consortium
- Southern Alameda County Adult School Consortium
- Northern Alameda County Adult School Consortium
- United Indian Nations
- Alameda County - Oakland Community Action Partnership
- Housing Authority of the County of Alameda

UPDATE:

The California Workforce Development Board has entered into partnership agreements with the California Department of Social Services that provides State oversight of the CalFresh Employment and Training program and the California Department of Child Support Services (DCSS) which ensures children and families receive court-ordered financial and medical support. The intent is to expand access and improve the quality and diversity of services to the targeted populations. In regards to DCSS, courts would like viable job opportunities for unemployed parents with court-ordered financial obligations.

These new partners will be added to WIOA AJCC MOU. Guidance from the State is pending. Once a directive is released ACWDB staff will commence with the appropriate activities to modify the current MOU.

For further information, please contact Rhonda Boykin, Assistant Director via email at rboykin@acgov.org or by phone at 510-259-3844.

ITEM VI.C. – INFORMATION

FINAL REPORT

SILICON VALLEY READY-TO-WORK INITIATIVE

BACKGROUND:

The Silicon-Valley-Ready-to-Work Initiative (RTW) was funded by the U.S. Department of Labor for a regional collaborative among Alameda County Workforce Development Board (ACWDB), San Francisco WDB, San Mateo WDB, work2future and Nova Workforce Development Board (NOVA) as the fiscal agent. The Funding supported employment and training services to the multi-region's long-term unemployed (LTU) workers. The project aimed to close the gap for long-term unemployed job seekers, teach job seekers to refresh their skills, and renew their networks to include tech employers searching for talent. This collaboration covered a regional labor market that represented 10 percent of H-1B visa applications in the nation. The H-1B visa is a non-immigrant visa that allows US companies to employ foreign workers in specialty occupations that require theoretical or technical expertise in specialized fields. The initiative targeted technology sector occupations with the goal of expanding Alameda County's workforce so that local residents were trained and prepared to meet labor force demands in the tech industry.

ACWDB received \$500,000 to serve a total of 88 participants for the project term, November 2015 thru October 2017. ACWDB service providers provided participants with job readiness and job search tools necessary to get a job in Informative Technology (IT). These components included targeted job research and placement, a job ready resumes, and cover letters, a digital footprint through LinkedIn, and networking skills and strategies. The Tri-Cities One-Stop Career Center serving Fremont, Newark and Union City was identified in the grant proposal to provide services for the Silicon Valley RTW Initiative. This region has particular strengths that support high growth technology industries. In ACWDB's recent industry sector study, the Tri-Cities region has 33% of total job growth in the professional, scientific and technical service industry sector.

PROJECT OUTCOMES:

The project was to serve approximately 75 participants per year, 85% must meet the criteria of LTU, and no more than 15% underemployed. The LTU is individuals who have lost their job during or after the recent recession (commencing from December 1, 2007 and forward) and have exhausted or nearly exhausted unemployment benefits; and underemployed individuals who lost their job during the recent recession and have obtained only episodic, short-term, or part-time employment but have not yet reconnected with a full-time job commensurate with the individual's level of education, skills, and previous wage or salary earned prior to the

individual’s loss of permanent employment. A sub-category within the LTU definitions include individuals who have 27 consecutive weeks or more of unemployment.

The three strategies driving the project were: 1) short-term training that will lead to a skilled job; 2) training along a career pathway leading to an industry-recognized credential; and 3) Intensive coaching and other short-term services. Grant-wide staff reached out to employers to arrange work-based learning opportunities, known as a “fellowship”. Fellowship participants were offered \$20 per hour for up to 80 hours. ACWDB does not provide a robust set of other supports. Instead, ACWDB uses referrals to other services within our regional networks as needed. Based on the participants served, this was not a low-income population in need of additional supports. Over the first two years of the grant, funding supported short term training developed by Ohlone College to address employment needs in the high tech industry. The training included Bio-Tech/Bio-Manufacturing, Desktop +DM CompTIA A+ Certification and Web Design & Mobile App Development, Cybersecurity, and HealthCare IT & Security.

RTW – TRAININGS		
	Enrollments	Certification/Completions
Bio Tech/Manufacturing	18	17
Cybersecurity	18	16
HealthCare IT & Security	10	6
ITA’s	5	5
Metrix Online Learning	14	14
Total	65	58

For further information, please contact Tamia Brown, Program Financial Specialist, at (510) 259-3884 or by email tamia.brown@acgov.org.

ATTACHMENT:

VI.C.1. – Technology Employment Growth and Decline Between 2014 and 2017

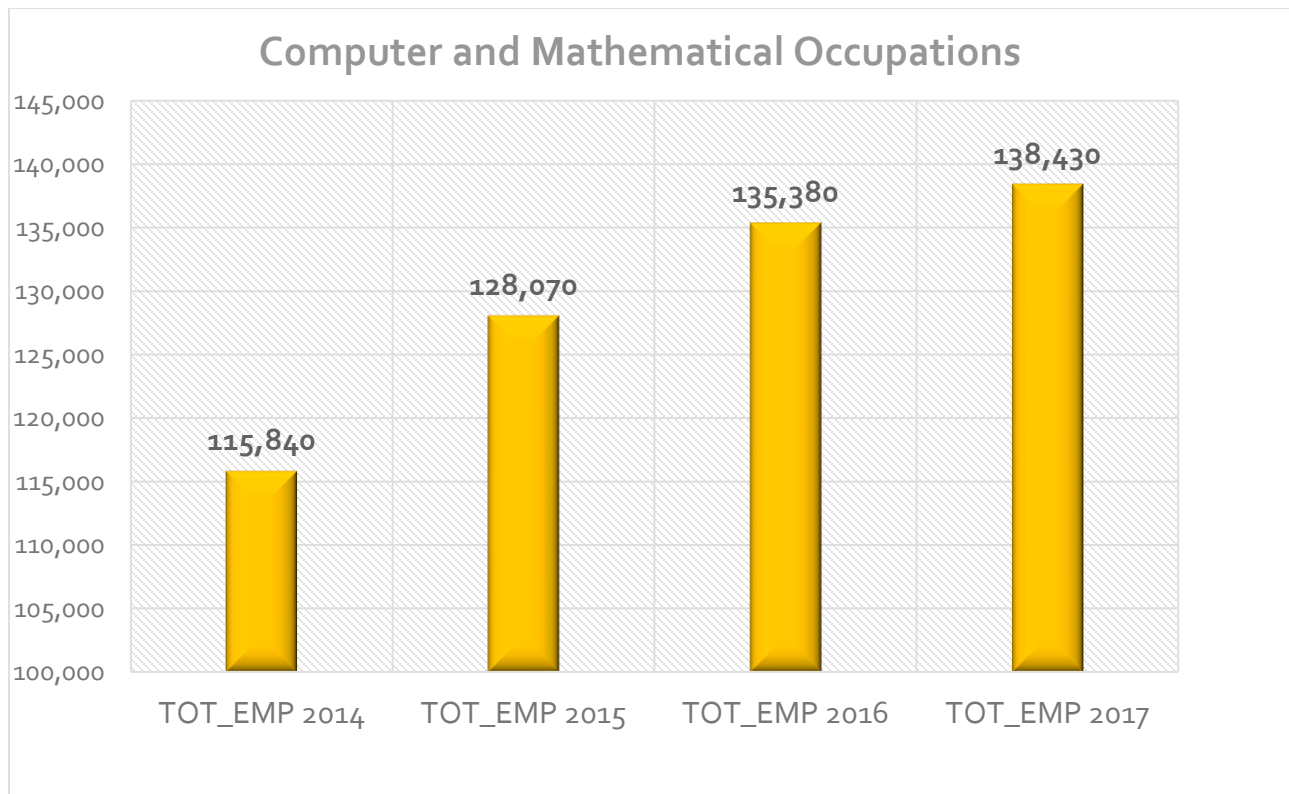
TECHNOLOGY EMPLOYMENT GROWTH AND DECLINE BETWEEN 2014 AND 2017

COMPUTER AND TECHNOLOGY OCCUPATIONS IN SAN FRANCISCO-OAKLAND-HAYWARD METROPOLITAN STATISTICAL AREA (MSA)

Overall, computer and mathematical occupations in the San Francisco Metropolitan Statistical Area (MSA), showed employment growth, with 22,590 more individuals employed by 2017.¹ See Bar Graph 1.

However, some computer and mathematical occupations showed employment decline during the same timeframe. See Table 1 for employment decline.

Bar Graph 1.



¹ The San Francisco-Oakland-Hayward MSA is a subset of the nine-county Bay Area region, inclusive of the following five counties: San Francisco, Alameda, Marin, Contra Costa, and San Mateo. The bar graphs and tables in this report are based on Occupational Employment Statistics (OES) data from the Bureau of Labor Statistics (BLS).

TECHNOLOGY OCCUPATIONS - EMPLOYMENT DECLINE

Computer occupations that showed the most employment decline were: Data Entry Keyers, Computer Programmers and Computer Operators, all resulting in a loss of at least 500 jobs by 2017.²

Some of the decline was gradual between 2014 and 2017 and some of the decline was more drastic. The sharpest year-to-year decline was for Computer Programmers between 2016 and 2017, where the year-to-year change resulted in 1600 less Computer Programming jobs.

Table 1. Computer and Tech Occupations- Employment Decline 2014 to 2017

Occupational Title	2014	2015	2016	2017	Numerical change (2014 and 2017)
Data Entry Keyers	3,270	3,020	2,610	2,370	-900
Computer Programmers	8,580	9,140	9,410	7,810	-770
Computer Operators	930	830	540	350	-580
Computer Science Teachers, Postsecondary	370	300	230	200	-170
Computer Hardware Engineers	3,860	4,940	4,290	3,710	-150
Computer Network Support Specialists	3,580	3,660	3,720	3,470	-110

² Numerical change (Table 1 and 2), is calculated by subtracting employment in 2017 from employment in 2014.

TECHNOLOGY OCCUPATIONS - EMPLOYMENT GROWTH

Software Developers of Applications had the largest gains in 2017, with an additional 13,630 jobs. This occupation also held the largest year-to-year gain from 2014 to 2015, where there was a surge in employment, resulting in 5,770 additional jobs. See Table 2 for more information and other high-growth technology occupations between 2014 and 2017.

Table 2. Computer and Tech Occupations- Employment Growth 2014 to 2017

Occupational Title	2014	2015	2016	2017	Numerical change (2014 and 2017)
Software Developers, Applications	27,280	33,050	36,350	40,910	13,630
Computer Occupations, All Other	4,620	5,240	7,020	11,030	6,410
Computer and Information Systems Managers	10,730	11,090	12,100	13,280	2,550
Software Developers, Systems Software	16,260	18,810	18,310	18,670	2,410
Computer User Support Specialists	11,000	11,880	13,160	13,300	2,300
Web Developers	4,590	5,060	5,640	5,550	960
Computer Network Architects	3,420	3,800	4,050	4,200	780
Computer Systems Analysts	16,280	18,870	18,190	16,930	650
Computer, Automated Teller, and Office Machine Repairers	1,900	2,020	1,860	2,290	390
Information Security Analysts	1,930	1,900	2,320	2,270	340
Computer and Information Research Scientists	1,260	1,350	900	1,330	70
Database Administrators	2,630	3,070	2,710	2,640	10

Prepared by: Latoya Reed, MSW | Management Analyst

Latoya.Reed@acgov.org



ITEM VI.D. – INFORMATION

DISTINGUISHED PARTNERSHIPS AND AWARD/RECOGNITION

BACKGROUND:

At the November 29, 2017 Executive Committee (EXC) meeting, the former Chair initiated a discussion related to how the Alameda County Workforce Development Board (ACWDB) might appropriately award/recognize organizations, individuals, partnerships, or programs periodically for their distinguished work and/or contributions, etc. to the workforce system. Former Executive Committee and Board Member, Bram Briggance, volunteered to work on the principles and objectives, and then design a process. Since Bram has resigned from the ACWDB, the Chair decided to have the task completed by the full EXC at their August 22, 2018 meeting. The EXC had a thoughtful discussion and agreed to use the following principals and criteria when considering a “Distinguished Partnership Award”:

1. Shows exemplary leadership and support for a Workforce Innovation and Opportunity Act (WIOA) funded program
2. Shares the vision and goals of the ACWDB in their partnership
3. Has contributed to advancing the well-being, career awareness and education of participants in a WIOA-funded program
4. Has made a significant investment in WIOA’s program and/or participants
5. Provides mentorship and direct contribution of time, and demonstrates leadership in activities involving program participants
6. Connects and communicates the program and/or initiative through innovative practices
7. Has established a replicable model that engages and highlights the social and community impacts of the program and its leadership
8. Has a measured impact on people or the employment sector

The EXC further discussed that awards would not be rendered in any given point in time allowing the board to be flexible. They agreed to honor recipients before their own organization’s leadership, boards, and councils, or groups keeping in mind that when appropriate, honorees might even come before the full ACWDB.

Staff will develop a form that will be used for implementation that captures the essence and intentions of the EXC for an ACWDB award recognition process. Decisions on awardees will be made by the EXC members.

For more information or questions, please contact Patti Castro, Director at 259-3843 or by email at pcastro@acgov.org.

ITEM VI.E. – INFORMATION

**CONSTRUCTION PRE-APPRENTICESHIP PIPELINE
PILOT PROJECT FOR REENTRY**

Alameda County Workforce Development Board (ACWDB) will develop a Construction Trades Workforce Initiative in order to create a direct pipeline for underrepresented communities and individuals with criminal records. This pipeline will assist individuals who strive to be gainfully employed in the construction trades industry. The ACWDB in partnership with the Alameda County Building and Construction Trades Council, AFL-CIO (BTC) will further strengthen and align local building trades' councils and trades joint apprenticeship programs with California Department of Corrections and Rehabilitation (CDCR) programs both inside the jail and through transition centers. ACWDB will broker relationships between employers and community members to fulfill job placement needs, and provide financial and program support to partners utilizing the Building Trades Multi-Craft Core Curriculum (MC3).

It is the intent of this demonstration project to provide more individuals with the skills required to reenter society with employment opportunities that lead to lucrative career pathways in the construction trades.

For further information, please contact Tamia Brown, Program Financial Specialist, at (510) 259-3884 or by email tamia.brown@acgov.org.

ATTACHMENT:

VI.E.1. - Fact Sheet: California Workforce Development Board: Construction Pre-Apprenticeship Pipeline for Ex-Offender (CPP 2.0) Demonstration Project



Funder: California Workforce Development Board

Award: \$250,000

Grant Term: June 1, 2018 – December 31, 2019 (18 months)

Overview

The Alameda County Workforce Development Board (ACWDB) has received funding for the Construction Pre-Apprenticeship Pipeline Pilot for Reentry Demonstration Grant (CPP 2.0) to serve probation and parole populations. The demonstration project will build on existing models developed by the California Workforce Development Board's (CWDB) High Road Partnerships for Construction Careers (HRC). HRC is currently comprised of 13 partnerships that were developed over five years with Prop 39 funding. Each partnership is building trades lead and utilizes the Multi-Craft Core Curriculum (MC3). The MC3 curriculum is a comprehensive pre-apprenticeship training, developed and approved by the Building Trades National Apprenticeship and Training Committee in 2008. This project aims to deliver MC3 pre-apprenticeship training at Santa Rita Jail (SRJ) and will focus on building partnerships among the correctional facilities in the region, the post-release transition centers, probation, parole, and existing pre-apprenticeship partnerships (labor, community-based organizations, WDBs).

Description of Project

ACWDB's CPP 2.0 project will build on the existing employment services provided at the American Job Center inside of SRJ, established in 2015. By continuing to work closely with Alameda County Sheriff's Office, Alameda County Probation Department, and Five Keys Charter Schools and Programs. This project will fund the development and creation of a pipeline to employment in the construction trades industry. ACWDB and partners will develop partnerships and pipelines that directly connect pre-/post- release programs to state-approved apprenticeships opportunities to secure life long careers for individuals returning from incarceration. In the 18-month demonstration at least 20 probationers or parolees will participate in a pre-release MC3 pre-apprenticeship readiness program. Participants, who are well suited for the trades, will receive MC3 instruction, trades apprenticeships test preparation, career planning services, and to the extent possible receive direct placement opportunities.

Project Objectives

- A further scaling up of the American Job Center at SRJ utilizing evidence-based practices on integrated reentry and employment strategies;
- Implement pre-release employment services to include MC3 pre-apprenticeship program that provides instruction in the trades, ensuring MC3 curriculum and instruction by the trades;
- Identify and remove barriers to placing recently released individuals in state-approved apprenticeships;
- Align local building trades' councils and trades joint apprenticeships programs with pre-/post-release programs to increase the number of individuals with records in state approved apprenticeship programs;

- Sustainability of a workforce training model that is non-traditional in approach and responsive to unique needs of clients; and
- Building upon other linkages and supports.

For Information

Tamia Brown, Program Financial Specialist tamia.brown@acgov.org 510 259-3884

ITEM VI.F. - INFORMATION

ALAMEDA COUNTY WORKFORCE DEVELOPMENT BOARD
2018 MEETING CALENDAR

SEPTEMBER 2018

- 13 Workforce Development Board (9:00 AM – 12 Noon, California Poppy Room, 2nd Floor)

NOVEMBER 2018

- 5 Youth Committee (1:00 – 3:00 PM, California Poppy Room, 2nd Floor)
- 7 Organizational Effectiveness Committee (9:30 – 11:30 AM, California Poppy Room, 2nd Floor)
- 14 Systems and Strategies Committee (9:00 – 11:00 AM, California Poppy Room, 2nd Floor)
- 28 Executive Committee (9:30 - 11:30 AM, California Poppy Room, 2nd Floor)

DECEMBER 2018

- 13 Workforce Development Board (9:00 AM – 12 Noon, California Poppy Room, 2nd Floor)

NOTE: All meetings are located at the Eden Area Multi Service Center, 24100 Amador Street, Hayward.

WDB COMMITTEES

Executive Committee

Jennifer Ong, WDB Chair
Bethany McCormick, WDB Vice-Chair
Paul Reyes, Systems and Strategies Committee Chair
Brian Salem, Organizational Effectiveness Committee Chair
Alexandria Baker, Youth Committee Chair

Systems and Strategies Committee

Paul Reyes, Chair
John Torok, Vice Chair
Chudy Nnebe
Tom Heinz
Tina Kapoor
Tony Lam
Darien Louie
Susie Passeggi
Kimberly Scrafano
Melissa Stoller

Organizational Effectiveness Committee

Brian Salem, Chair
(VACANT), Vice-Chair
Tyler Abbott
Brad Frazier
Nan Maxwell
James Paxson

Youth Committee

Alexandria Baker, Chair
Lisa Meza, Vice-Chair
Faith Battles
Jeff Bowser
Eric Darby
Gana Eason
Linda Evans
Elizabeth Lockerbie
Kathy Mello
Larry Nichols

ITEM VI.G. – INFORMATION

ALAMEDA COUNTY
WORKFORCE DEVELOPMENT BOARD (WDB)
MEMBER LIST

CHAIRPERSON – JENNIFER ONG

VICE-CHAIRPERSON – BETHANY MCCORMICK

BUSINESS (51%)

Tyler Abbott, Business Consultant, Finance
420 Ulloa Street
San Francisco, CA 94127
Tel: 415-786-3560
E-Mail: tyler@abbottfamily.org

Kathy Mello, CFO/COO
TGIF Auto Body, Inc.
4595 Enterprise Street
Fremont, CA 94538
Tel: 510-490-1342, x109
E-Mail: Kathy@tgifauto.com

Alexandria Baker, South Bay Mgr, Power Pathway
PG&E
245 Market, N4R
San Francisco, CA 94105
Tel: 925-246-3875
E-Mail: A2Bs@pge.com

Larry Nichols, CEO
Steri-Tek
1044 N. Capitol Avenue
San Jose, CA 95133
Tel: 510-933-9700
E-Mail: larryn@steri-tek.com

Jeff Bowser, Solution Sales Champion
Vodafone Americas
2426 Tapestry Way
Pleasanton, CA 94566
Tel: 925-765-9228
E-Mail: jeff.bowser@vodafone.com

Jennifer Ong, Owner & Dr of Optometry
Family Eye Care
2223 Santa Clara Avenue, Suite A
Alameda, CA 94501
Tel: 510-521-0566
E-Mail: drjenniferong@gmail.com

Jennifer Cogley, Deputy Director of Community Relations
Bayer
800 Dwight Way, B64/R316
Berkeley, CA 94710
Tel: 510-705-6965
E-Mail: jennifer.cogley@bayer.com

Paul Reyes, Sales Manager, Northern California
Experis
345 California Street, Suite 350
San Francisco, CA 94104
Tel: 925-828-5421
E-Mail: paul.reyes@experis.com

Bethany McCormick, Engineering Recruitment
& Diversity Manager – Lawrence Livermore Lab
7000 East Avenue, Building 131
Livermore, CA 94551
Tel: 925-423-0174
E-Mail: McCormick11@llnl.gov

Melissa Stoller, VP Community Affairs Regional Officer
Bank of the West
180 Montgomery Street, 8th Floor
San Francisco, CA 94104
Tel: 415-399-8271
E-Mail: melissa.stoller@bankofthewest.com

Nan Maxwell, Senior Researcher
Mathematica Policy Research
505 14th Street, Suite 800
Oakland, CA 94612-1475
Tel: 510-830-3726
E-Mail: nmaxwell@methematica-mpr.com

BUSINESS (Continued)

VACANCY (3)

Economic Development

Darien Louie, Executive Director
East Bay EDA
1221 Oak Street
Oakland, CA 94612

Tel: 510-272-3874
E-Mail: darien@eastbayeda.org

Tina Kapoor, Economic Development Manager
City of Fremont
3300 Capitol Avenue
Fremont, CA 94538
Tel: 510-284-4023
E-Mail: TKapoor@fremont.gov

EDUCATION

Higher Education – Community College

Dr. Jannett Jackson, Chancellor
Chabot-Las Positas Community College District
7600 Dublin Blvd, 3rd Floor
Dublin, CA 94568
Tel: 925-485-5206
E-Mail: jjackson@clpccd.org

WIOA Title II – Adult & Literacy

Brad Frazier
San Leandro Adult School
14735 Juniper Street
San Leandro, CA 94579
Tel: 510-618-4424
E-Mail: bfrazier@slusd.us

GOVERNMENT

State Employment Service

Chudy Nnebe, Cluster Manager
Workforce Services – Alameda County
Employment Development Department
7677 Oakport St, Ste 350
Oakland, CA 94621
Tel: 510-564-0511
E-Mail: chuwudi.nnebe@edd.ca.gov

State Department of Rehabilitation

Brian Salem, Staff Services Manager I
California State Department of Rehabilitation
1515 Clay Street, Suite 119
Oakland, CA 94612
Tel: 510-622-2776
E-Mail: bsalem@dor.ca.gov

Community Based Organization

Kimberly Scrafano, Vice President, Workforce Dev.
Goodwill Industries of the Greater East Bay
1301 – 30th Avenue
Oakland, CA 94601
Tel: 510-698-7223
E-Mail: kscrafano@eastbaygoodwill.org

Tom Heinz, Executive Director

WORKFORCE REPRESENTATIVES (20%)

Labor (15%)

Eric Darby, Heavy Duty Journey Level Mech
A C Transit – ATU 192
8460 Enterprise Way
Oakland, CA 94621
Tel: 510-635-0192
E-Mail: edarby@atu192.org

Tony Lam, Building Trades Apprentice
SMWIA 104
4509 Laura Way
Union City, CA 94587
Tel: 510-378-5134
E-Mail: vubalam@hotmail.com

John Torok, Shop Steward
AFL-CIO/SEIU Local 1000
1909 San Pablo Ave, #E
Oakland, CA 94612
Tel: 415-202-2773
E-Mail: john.torok@edd.ca.gov

VACANT (2)

East Bay Innovations
2450 Washington Avenue, Suite 240
San Leandro, CA 94577
Tel: 510-618-1580, x11
E-Mail: theinz@eastbayinnovations.org

7/11/18

ITEM VI.H. - INFORMATION

ALAMEDA COUNTY WORKFORCE DEVELOPMENT BOARD
PY 2017/18 SERVICE PROVIDER LIST

Business Services Unit Contacts

Samantha Miller, Program Financial Specialist

PH: (510) 259-3832

E-MAIL: samantha.miller@acgov.org

Sandy McMullan, Rapid Response Coordinator

PH: (510) 259-3828

E-MAIL: smcmulla@acgov.org

Nancy Soto, Work-Based Learning Coord.

PH: (510) 259-3839

E-MAIL: nancy.soto@acgov.org

Javier Contreras, Business Services Specialist

PH: (510) 259-3831

E-MAIL: javier.contreras@acgov.org

Career Center System

America's Job Centers of California (AJCC)

EDEN AREA COMPREHENSIVE CAREER CENTER

24100 Amador Street, 3rd Floor

Hayward, CA 94544

PH: (510) 670-5700

Vi Ngo, Site Manager

PH: (510) 265-8376

E-MAIL: vin@rubiconprograms.org

FREMONT EDD

39155 Liberty Street, Suite B200

Fremont, CA 94538-1516

PH: (510) 794-3667

Kalpana Oberoi, Site Manager

PH: (510) 794-3957

E-MAIL: kalpana.oberoi@edd.ca.gov

Chudy Nnebe, Cluster EDD Manager

PH: (510) 564-0511

E-MAIL: chuckwudi.nnebe@edd.ca.gov

Sub-Regional Workforce Networks

NORTH CITIES CAREER CENTERS

College of Alameda

555 Ralph Appezato Memorial Parkway, Portable P

Alameda, CA 94501

PH: (510) 748-2208

Stafani Bradshaw, Site Manager

PH: (510) 748-2399

E-Mail: sbradshaw@peralta.edu

Berkeley Adult School

1701 San Pablo

Berkeley, CA 94702

PH: (510) 644-6630

OHLONE COLLEGE TRI-CITIES CAREER CENTER – NEWARK

Ohlone College Campus
39399 Cherry Street, Room 1211
Newark, CA 94560
PH: (510) 742-2323

Daniel Newell, Site Manager
PH: (510) 742-2320
E-MAIL: dnewell@ohlone.edu.

Binh Nguyen, Executive Director
PH: (510) 659-6441
E-MAIL: bnguyen@ohlone.edu

TRI-VALLEY CAREER CENTER

6300 Village Parkway, Suite 100
Dublin, CA 94568-3009
PH: (925) 560-9431

Sarah Holtzclaw, Site Manager
PH: (925) 560-9439
E-MAIL: sholtzclaw@clpccd.org

SANTA RITA JAIL CAREER CENTER

5325 Broader Blvd.
Dublin, CA 94568

Charles Turner, Re-Entry Services
PH: (510) 507-6591
E-MAIL: Charles.turner@acgov.org

Youth/Young Adult Program Operators – PY 2018/19

Youth Innovation Program - In-School Youth Services

EDEN AREA (Hayward, San Leandro, San Lorenzo, Castro Valley, Ashland, Cherryland, Fairview)

Elevate Soulciety
16335 E. 14th Street
San Leandro, CA 94578

Ron Cariño, Executive Director
PH: (510) 676-7367
E-Mail: ronnie@soulciety.org

Young Adult Future Force Career Program - Out-of-School Youth Services

NORTH CITIES (Alameda, Albany, Berkeley, Emeryville, Piedmont)

Berkeley Youth Alternatives
1255 Allston Way
Berkeley, CA 94702

Niculia Williams, Executive Director
PH: (510) 845-9010 Ext. 204
E-MAIL: nwilliams@byaonline.org

Kevin Williams, Assistant Director
PH: (510) 845-9010 Ext. 205
E-MAIL: kwilliams@byaonline.org

EDEN AREA (Hayward, San Leandro, San Lorenzo, Castro Valley, Ashland, Cherryland, Fairview)

**Hayward Unified School District/
Hayward Adult School**
22100 Princeton Street
Hayward, CA 94541

Dr. Guy Zakrevsky, Director
PH: (510) 293-8595
E-MAIL: gzakrevsky@has.edu

TRI-CITIES (Fremont, Newark, Union City)

Southern Alameda County Comité for Raza Mental Health

dba La Familia dba East Bay Community Services

24301 Southland Drive, Suite 300

Hayward, CA 94545

Aaron Ortiz, Executive Director

PH: (510) 300-3500

E-MAIL: aortiz@lafamiliacounseling.org

Jennifer Ellis, Director of Systems & Contracts

PH: (530) 220-2603

E-MAIL: jellis@lafamiliacounseling.org

VALLEY AREA (Dublin, Livermore, Pleasanton, Unincorporated-Sunol)

Southern Alameda County Comité for Raza Mental Health

dba La Familia dba East Bay Community Services

24301 Southland Drive, Suite 300

Hayward, CA 94545

Aaron Ortiz, Executive Director

PH: (510) 300-3500

E-MAIL: aortiz@lafamiliacounseling.org

Jennifer Ellis, Director of Systems & Contracts

PH: (530) 220-2603

E-MAIL: jellis@lafamiliacounseling.org

Revised 07/31/18

ITEM VI.I. – INFORMATION

WORKFORCE DEVELOPMENT BOARD
STAFF ROSTER

Director’s Office/Administration

Patti Castro, Director 510-259-3843
E-Mail: pcastro@acgov.org

Josephine Zaraspe, Interim Board Secretary 510-259-3836
E-Mail: jzaraspe@acgov.org

Latoya Reed, Management Analyst 510-259-3833
E-Mail: latoya.reed@acgov.org

Jennifer Mitchell, Program Financial Specialist 510-259-3829
E-Mail: jennifer.mitchell@acgov.org

Workforce Systems Coordination

Rhonda Boykin, Assistant Director 510-259-3844
E-Mail: rboykin@acgov.org

VACANT, Interim Secretary I 510-259-3842
E-Mail:

Business Services

Samantha Miller, Program Financial Specialist 510-259-3832
E-Mail: samiller@acgov.org

Javier Contreras, Business Services Specialist. 510-259-3831
E-Mail: javier.contreras@acgov.org

Sandy McMullan, Rapid Response Coordinator 510-259-3828
E-Mail: smcmulla@acgov.org

Nancy Soto, Work-Based Learning Coordinator 510-259-3839
E-Mail: nancy.soto@acgov.org

Workforce Services

Tamia Brown, Program Financial Specialist 510-259-3884
E-Mail: tamia.brown@acgov.org

Deidra Perry, Program Financial Specialist 510-259-3827
E-Mail: deperry@acgov.org

David Dias, Program Financial Specialist 510-780-8768
E-Mail: david.dias@acgov.org

Workforce System Support

Michele Garcia, Workforce Board System Administrator 510-259-3802
E-Mail: mggarcia@acgov.org

Victoria Casaray, Workforce Services Technician 510-259-3579
E-Mail: vcasaray@acgov.org

Quinallison Dovey, Workforce Services Technician 510-259-3814
E-Mail: qjarin@acgov.org

Karen (Qi Yun) Yan, Account Support Clerk. 510-259-3895
E-Mail: karenqiyun.yan@acgov.org

ITEM VI.I. – INFORMATION

WORKFORCE DEVELOPMENT BOARD
STAFF ROSTER

Director’s Office/Administration

Patti Castro, Director 510-259-3843
E-Mail: pcastro@acgov.org

Josephine Zaraspe, Interim Board Secretary 510-259-3836
E-Mail: jzaraspe@acgov.org

Latoya Reed, Management Analyst 510-259-3833
E-Mail: latoya.reed@acgov.org

Jennifer Mitchell, Program Financial Specialist 510-259-3829
E-Mail: jennifer.mitchell@acgov.org

Workforce Systems Coordination

Rhonda Boykin, Assistant Director 510-259-3844
E-Mail: rboykin@acgov.org

VACANT, Interim Secretary I 510-259-3842
E-Mail:

Business Services

Samantha Miller, Program Financial Specialist 510-259-3832
E-Mail: samiller@acgov.org

Javier Contreras, Business Services Specialist. 510-259-3831
E-Mail: javier.contreras@acgov.org

Sandy McMullan, Rapid Response Coordinator 510-259-3828
E-Mail: smcmulla@acgov.org

Nancy Soto, Work-Based Learning Coordinator 510-259-3839
E-Mail: nancy.soto@acgov.org

Workforce Services

Tamia Brown, Program Financial Specialist 510-259-3884
E-Mail: tamia.brown@acgov.org

Deidra Perry, Program Financial Specialist 510-259-3827
E-Mail: deperry@acgov.org

David Dias, Program Financial Specialist 510-780-8768
E-Mail: david.dias@acgov.org

Workforce System Support

Michele Garcia, Workforce Board System Administrator 510-259-3802
E-Mail: mggarcia@acgov.org

Pooja Bhakta, Workforce Services Technician 510-259-3841
E-Mail: pbhakta@acgov.org

Victoria Casaray, Workforce Services Technician 510-259-3579
E-Mail: vcasaray@acgov.org

Quinallison Dovey, Workforce Services Technician 510-259-3814
E-Mail: qjarin@acgov.org

Karen (Qi Yun) Yan, Account Support Clerk. 510-259-3895
E-Mail: karenqiyun.yan@acgov.org

Stephen Willard, Workforce Systems Support Specialist 510-670-6232
E-Mail: stephen.willard@acgov.org