

ALAMEDA COUNTY WORKFORCE DEVELOPMENT BOARD (WDB)

MEETING NOTICE

Thursday, May 10, 2018
9:00 AM – 12:00 Noon
Eden Area Multi-Service Center
24100 Amador Street, 2nd Floor
California Poppy Rooms A & B (#225 & 226)
Hayward, CA

AGENDA

PAGE

I. PROCEDURAL ITEMS

- A. Call to Order and Roll Call
- B. Minutes of December 14, 2017 - ACTION 1
- C. WDB Chair Report
- D. Committee Chairs' Report
- E. Director's Report

II. PUBLIC FORUM

The public can address the Board on issues other than those on the agenda. Members of the public who wish to address the Board on published issues should do so at the time the agenda item is being discussed.

III. RECOGNITION – Bram Briggance and Dan Walters

IV. PRESENTATION – Lori Cox, Director, Social Services Agency

V. CONSENT ITEMS

- A. Establish Residency Exception Policy Effective PY 2018/2019 7
- B. Designate Individuals with Criminal Records (Re-entry) as a Priority for the Workforce Innovation and Opportunity Act (WIOA) Adult Program 11
- C. Industry Sector and Occupational Framework (ISOF) Extension 14
- D. Modification of the Follow-Up Performance Measure 17
- E. Utilization of Training Providers Not Registered on the State of California's Eligible Training Provider List (ETPL) 19

VI. ACTION ITEMS – PUBLIC HEARING

- A. Selection of Providers for the Youth Innovation Program and Young Adult Future Force Career Program 22
- B. Selection of Provider for the Comprehensive America's Job Center of California for 2018-2021 27
- C. Selection of Providers for the Adult and Dislocated Worker Career Services for 2018-2021 30
- D. Workforce Innovation and Opportunity Act (WIOA) Formula Funding Allocation

Methodology for PY 2018/2019	35
E. Funding Recommendations for Selected WIOA Service Providers for PY 2018/2019	39
F. Business Services Unit Performance Measures PY 2018/2019	42
G. Certification for the Eden Area Comprehensive America’s Job Center of California	51
H. Alameda County Workforce Development Board Preliminary Annual Budget for PY 2018/2019	60

VII. ELECTION OF OFFICERS

VIII. REPORTS

A. <u>Local Area Performance Reports</u>	
A.1. Adult and Dislocated Worker Local Area Performance Reports	64
A.2. Youth Local Area Performance Reports	66
B. <u>Adult and Dislocated Worker Reports</u>	
B.1. Services to Unemployed Relative to Labor Force Participation within the Local Area	68
B.2. Contract Performance Indicators Reports PY 2017/2018 3 rd Quarter	70
C. <u>Youth Reports</u>	
C.1. Youth Contract Performance Indicator Reports PY 2017/2018 3 rd Quarter	78
D. <u>Rapid Response and Layoff Aversion Reports</u>	
D.1. Rapid Response Report	84
E. <u>Employer Service Hub Report</u>	
E.1. Employer Services Hub – Performance Indicator Report	86

IX. INFORMATION ITEMS

A. ACWDB 2018 Meeting Calendar	89
B. ACWDB Member List	91
C. ACWDB PY 2017/2018 Service Provider List	95
D. ACWDB Staff Roster	98

X. MATTERS INITIATED BY BOARD MEMBERS

XI. ANNOUNCEMENTS

If you have questions on the agenda items or need additional information, please contact Patti Castro, Director, at 510-259-3843 or email pcastro@acgov.org.

Members of the public who wish to address the WDB may do so during the PUBLIC FORUM or at the time an Agenda item is discussed. Sign-up cards are available at the rostrum.

These WIOA Title I financially assisted programs or activities are “Equal Opportunity Employers/Programs”. Auxiliary aids and services are available upon request to individuals with disabilities.

If you require specific accommodation due to a disability, please call Josephine Zaraspe, Interim Board Secretary, at 510-259-3836 at least 72 hours in advance.

NEXT WDB MEETING IS THURSDAY, SEPTEMBER 13, 2018

ITEM I.B. – ACTION

**ALAMEDA COUNTY
WORKFORCE DEVELOPMENT BOARD**

QUARTERLY MINUTES OF DECEMBER 14, 2017

MEMBERS PRESENT

Abbott, Tyler
Baker, Alexandria
Darby, Eric
Frazier, Brad
Heinz, Tom
Louie, Darien
McCormick, Bethany
Nnebe, Chudy
Ong, Jennifer
Reyes, Paul
Salem, Brian
Scrafano, Kimberly
Stoller, Melissa
Torok, John
Walters, Dan

MEMBERS ABSENT

Bowser, Jeff
Briggance, Bram
Jackson, Jannett
Kapoor, Tina
Lam, Tony
Mello, Kathy
Nichols, Larry

STAFF PRESENT

Castro, Patti
Fox, Flo
Boykin, Rhonda
Garcia, Michele
Reed, Latoya
Dias, David
Miller, Samantha
Mitchell, Jennifer
Perry, Deidra

Chairperson Walters called the meeting of the Alameda County Workforce Development Board (WDB) to order at 9:00 AM on Thursday, December 14, 2017. A quorum was present.

ITEM I.B. – MINUTES OF ALAMEDA COUNTY WDB QUARTERLY MEETING FOR SEPTEMBER 14, 2017. There was a repetition of an area in the minutes noted at the meeting. Flo Fox, WDB Secretary was notified. It didn't change the material content. A motion to approve the minutes was made by **McCormick/Baker/carried.**

ITEM I.C. – CHAIRPERSON'S REPORT. Supervisor Wilma Chan had to cancel her presentation (Alameda County Board of Supervisors' Vision 2026). The Chairperson met with Congressman Bill Quirk at the Small Business Day event on December 12, 2017. Samantha Miller made a presentation representing the Board and did a great job. There was a new Board member orientation held with four new members since our last meeting. Board members who have been on the Board a while are encouraged to consider attending a follow-up orientation if needed. Vice-Chair Jennifer Ong has been working on the Optometric Tech Apprenticeship Program. Brad Frazier will offer afternoon and evening sessions to the students soon at the San Leandro Adult School. Dan Kennerk, labor representative, was recognized for his 11 years on the Board with a plaque award.

ITEM I.D. – COMMITTEE CHAIRS' REPORTS.

Dan Walters, Chair of the Executive Committee, stated the Executive Committee approved the meeting calendar for 2018 and moved the budget item with the recommendation to approve a

slight budget revision at the meeting. Staff gave updates on a number of legislative issues. Legislative items were also in the packet for board member review. The Board retreat was discussed. The Executive Committee saw value in it and was well attended. The Committee discussed having partnership recognition awards, and Bram Briggance has agreed to chair an AdHoc to come up with some basic outlines of what the Executive Committee should consider for future partnership recognitions and will bring it back to the full Board. If any Board member is interested, it would probably be one or two telephone meetings with Bram. The Committee would like to change the process of approvals for attendance at conferences to have the decision be made at the Executive Committee level, but forwarded through the Board Committee Chairs. It will be determined if the requested event will help the member advance the work of the Board. As a reminder, the election of new Board officers (Chair and Vice-Chair) will be made at the May 10, 2018 Board meeting.

Beth McCormick, Chair of the Systems & Strategies (S&S) Committee, stated two Action items (Item V.B. – WIOA Adult and Dislocated Worker Service Delivery Strategies and New Procurement for 2018-2021 and Item V.B. – New Business Engagement Model PY 2018/2019 and 2019/2020) were discussed and approved.

Alexandria Baker, Chair of the Youth Committee, stated the Youth Committee approved staff recommendation to issue Requests for Proposals (RFPs) for two service delivery strategies. There was some discussion over the distribution of funds (there have been some challenges affecting reaching 90% of out-of-school youth). There was also a discussion item on qualitative information around contract performance indicator reports.

ITEM I.E. – DIRECTOR’S REPORT. Patti Castro, Director, stated the following:

Administration – Announced her third-year anniversary as the WDB Director. She received a Certificate of Appreciation from the Alameda County Health Care Partnership Pathway (ACHCPP) last week at a luncheon. Dr. Garrett, Emergency Room Medical Doctor at Highland Hospital, invests a lot of her time in developing pathways for youth, and we are a very strong strategic partner with them. We are very interested in building a diverse pool of talent for first-time workers in health care. Also, the ACHCPP wants to provide access for people with criminal records.

There was an Action Item on the budget on the agenda. David Dias was introduced as the new One Stop Coordinator.

The State will come in January 2018 to do an Equal Opportunity compliance review at our office. They will review Eden career center and client services around accessibility and grievance procedures. They will be joined by the SSA Agency Civil Rights Officer to help the Department through the process.

We had a federal review of the Beyond the Gates project. It went fine, with no compliance issues or findings.

One-Stop Certification Process – Phase I – Baseline Certification was submitted to the State.

Grants Update – We are still having some challenges with the Storm grant. Due to the good economy, it has been difficult to find workers, but we have made progress and adjustments to the wages and have seen a slight uptick.

The Second Chance Project with the Office of the Sheriff is getting implemented. As noted in the budget item, we will be receiving \$419,000 for that project.

We haven't heard about the Disabilities Employment Accelerator Grant. We are hoping to do training, get people into jobs, and engage industry participation. The grant will provide us resources to do some employer education and engagement about hiring people with disabilities.

Regional Activities - We are part of a Regional Planning Unit defined by the State. We have been working on structural things, getting contracts in place with regional funds. We will be looking at capacity building and training, which are the priorities.

MOU Phase 2 was approved by the Alameda County Board of Supervisors recently and that's what establishes our resource sharing agreements.

Events – We have had a lot of events since the Board last met in September 2017. We had five career fairs with two focused on veterans. A lot of interested employers came forward at them all.

There was a Small Business Forum held on December 12, 2017, which Chairperson Walters attended. There was a Tesla outreach event for former employees. We are interested in helping them get re-employed and/or get connected to services.

Youth Committee (YC) leadership is headed to the Youth Conference. The YC Chair and Vice-Chair have been invited by the California Workforce Association (CWA). Alex Baker will be making a presentation.

Staff have been focused on our system redesign and procurement as discussed. We have been looking at a lot of data, looking at city and county demographics, at unemployment statistics, and our past performance to really put together this package of recommendations for the Board to consider.

The Director will attend the CWA Board meeting directly following this meeting for a couple of days in Sacramento. They will be having a conversation with Pat Henning, whom Board members met during the retreat. He will be talking about the opportunities with the cannabis industry and where workforce fits in.

Handouts – were reviewed (Labor Market Report, Business Services Marketing Materials, and Handout for Career Services Item, San Francisco Business Times, etc.). Certificates from the Hayward STEM Event were shared.

The Director thanked everyone for their contributions this past calendar year. We have accomplished so much together. She wished everyone peace and good will this holiday season.

ITEM II - PUBLIC FORUM.

Chairperson Walters opened the public forum.

Gary Goodson, Manager of the Eden Area Comprehensive AJCC is retiring on December 31, 2017 and announced that Vi Ngo will be moving into the manager position beginning January 1, 2018. He shared some background.

Dr. Zak Zakrevsky and Davida Scott from Hayward Adult School presented a video on the YES Program and presented an update on their events and student awards.

Joleah Jackson, Alameda County Employer Advisory Council (EAC) coordinator and employment program representative for EDD, shared information about the Alameda County EAC. The organization is made up of local employers representing a variety of industries and partner with EDD to identify business needs.

Chairperson Walters closed the public forum.

ITEM IV – CONSENT ITEM. A motion to approve was made by **Torok/Salem/carried.**

ITEM V.A. – WORKFORCE INNOVATION AND OPPORTUNITY ACT (WIOA) YOUTH PROGRAM SERVICES STRATEGIES FOR THE NEW PROCUREMENT CYCLE PY 2018-2021. Deidra Perry presented the item and gave background. The Youth Committee met on November 13, 2017. Ten goals were identified for the next youth procurement cycle. Specific strategies were outlined in the two primary categories – in-school youth and out-of-school youth. The timeline for the RFP was highlighted.

Staff responded to questions/comments from WDB members in reference to the higher proportion of funds, focus group sessions for out-of-school youth, definition behind in-school youth that are targeted by this program, amendment to language (WIOA-eligible), program that only serve non-English speaking (access to translation services), matrix related to proposal, leveraging (sustainability is key), criteria in RFP, transition from in-school to out-of-school (two different strategies), and the different model. Darien Louie suggested a letter from the Board in reference to in-school youth, and Alex Baker responded it will be discussion for the Youth Committee.

Chairperson Walters opened the public hearing.

The following spoke to the item:

Kevin Williams, Berkeley Youth Alternatives (BYA)
Jennifer Ellis, La Familia

A motion to approve Youth Committee Recommendations 1-2 was made by **Reyes/Salem/carried.**

ITEM V.B. – WORKFORCE INNOVATION AND OPPORTUNITY ACT (WIOA) ADULT AND DISLOCATED WORKER SERVICE DELIVERY STRATEGIES AND NEW PROCUREMENT FOR 2018-2021. Patti Castro explained in detail trends and environment (shift in funding, system-focused, collaboration, more pro-active in connecting with clients, focus groups, alignment of goals and measures, look at accountability measures). Director provided context for the recommendations.

David Dias presented the item and gave background. The two models were highlighted – Comprehensive America’s Job Centers of California (AJCC) and the Adult/Dislocated Worker Career Services. The job seeker services were highlighted in Attachment V.B.1., as well as the timeline in Attachment V.B.2. The Systems and Strategies (S&S) Committee met on November 16, 2017 and approved the item.

Chairperson Walters opened the public hearing.

Sarah Holtzclaw, Tri-Valley One-Stop, spoke to the item.

Chairperson Walters closed the public hearing.

For point of clarification, KRA does not administer training funds. The role of KRA when they were talking with businesses representing employer services was very challenging. The Administration is done by staff, but the marketing and the work with employers with the demand side, is done by KRA. The model in our network is still Eastbay Works (career center, etc. brand for the regional network).

A motion to approve S&S Committee Recommendations 1-3 was made by **Louie/Baker/carried (Frazier/Nnebe/Scrafano recused)**.

ITEM V.C. – NEW BUSINESS ENGAGEMENT MODEL PY 2018/2019 & 2019/2020.

Samantha Miller presented the item and gave background. This item was discussed in a lot of detail at the Systems and Strategies (S&S) Committee meeting. The new direction was outlined. Up to now, we have had a Tier I-Tier II business services strategy. One of the factors that have now influenced our move to the newer system, not only is it the funding reductions we have been facing, but also a bigger push to align more with our partners (more collaboration, leveraged resources, and relationships). The business services work (customized training, layoff aversion, rapid response) will not change, but there will be this new piece, which is the new Tier II. There is a “no wrong door” approach for businesses. The model will be rolled out in two phases. A very detailed powerpoint visual representation was presented.

Chairperson Walters opened the public hearing.

Delfina Geiken, City of Berkeley, spoke to the item.

Chairperson Walters closed the public hearing.

Staff responded to questions/comments from WDB members in reference to this being a more seamless approach with changing times, continuing with demand/supply side models, acknowledgement of hard work, sector partnerships, modification of program in future (a construction industry partnership to be considered).

A motion to approve the S&S Committee recommendations 1-6 was made by **Heinz/Salem/carried (Louie/Nnebe recused)**.

ITEM V.D. – UPDATE TO ANNUAL BUDGET – PY 2017/2018. Jennifer Mitchell presented the item and gave background. The WDB Board approved their annual budget for PY 2017/2018 at the September 2017 meeting with the direction and understanding that staff would bring back updates to the Board as needed. At the Executive Committee on November 29,

2017, they discussed an update to the annual budget as presented today as their recommendation. Three items were discussed as part of the update – 1) Minor rescission to our WIOA formula funding (\$21,000 reduction which means; 2) ACWDB applied for and were awarded the Second Chance Act Smart Re-Entry Program funding (three year grant effective October 1, 2017 - \$419,000 not available until the implementation period begins on October 1, 2018); 3) Update on what it looks like at the federal level, and discussion of potential for sequestration in the event at the federal level, a federal budget is not passed.

Attachments V.D.1. and V.D.2. were highlighted. From last year to where we are now, we have lost \$1 million in Formula funding alone. This tied into all of the conversations we have been having today about, what is happening on the Formula side (our core funding). It underscores and emphasizes the need for the re-programming and the changes in our strategies for service delivery to really take advantage of opportunities for partnership and leveraging in the community with other service providers, employers, businesses, industries, and all of our mandated partners. It also emphasizes our need to continue to seek discretionary funding opportunities as we move forward.

In response to a WDB member question about what the \$21,000 means, staff stated that any necessary adjustment will be made at the Board level rather than trying to distribute to providers. It may simply be an adjustment in, i.e. supplies, and is fairly easy to absorb.

Chairperson Walters opened the public hearing, and with no input, closed the public hearing.

A motion to approve the Executive Committee recommendation was made by **Torok/Baker/** **carried (Frazier/Louie/Nnebe/Salem recused).**

ITEM IX – ANNOUNCEMENTS. Chudy Nnebe invited WDB members to become a member of the new Alameda County Employer Advisory Council (EAC). The EAC is an organization made up of local employers who represent a variety of industries. The EAC partners with the California Employment Development Department (EDD) in identifying current business needs and ways to improve services. Contact the EAC website at www.ceac.org or call Chudy at 510-564-0511.

The meeting was adjourned at 12:02 pm.

ITEM V.A. – CONSENT

ESTABLISH RESIDENCY EXCEPTION POLICY EFFECTIVE PY 2018/2019

SYSTEMS AND STRATEGIES (S&S) COMMITTEE RECOMMENDATION:

That the Alameda County Workforce Development Board (ACWDB) approve the Residency Exceptions Policy as follows:

1. Allow a maximum of 10% of Workforce Innovation and Opportunity Act (WIOA) enrolled participants to qualify for WIOA Formula funded services based on an exception to ACWDB's residency policy;
2. Extend the 10% Residency Exception Policy to June 30, 2021 pending further analysis of:
 - Full use of the 10% exception for the procurement cycle PY 2017/2018 through PY 2020/2021; and
 - Annual reviews of the local WIOA Formula funding levels.

BACKGROUND:

In 2004, the ACWDB adopted a policy which restricted enrollment of customers who resided outside the boundaries of the Local Area (Alameda County excluding the city of Oakland) to a 5% maximum. This policy was applicable only to Formula funded programs under the Workforce Investment Act (WIA), Title I (Adult, Dislocated Worker and Youth).

At their September 14, 2017 meeting, the ACWDB approved an increase of the cap on out-of-area enrollees from 5% to 10% through June 30, 2018. The term of the current policy is set to expire. Staff committed to bring the item back for review and analysis before extending the policy.

TRACKING OF RESIDENCY FOR WIOA ENROLLED AND UNIVERSAL CUSTOMERS:

As a system, ACWDB's Adult, Dislocated Worker and Youth providers enrolled a total of 726 individuals from July 1, 2017 through March 16, 2018. Of this population, 71 individuals were enrolled based on the approved 10% Residency Exception Policy. These 71 individuals represent full usage of the 10% Residency Exception Cap allowance for PY 2017/2018.

Additionally the America's Job Centers of California (AJCC) have reported that their centers have been visited a total of 1044 times by individuals who reside outside of ACWDB's designated service area.

These statistics can be reviewed on the attachment (IV.A.1.) to this item.

Adopting the 10% Residency Exception Policy through the upcoming procurement cycle will allow service providers more flexibility in meeting their enrollment goals and determining individual's appropriateness for WIOA services based on criteria relevant to WIOA performance.

Staff recommends an annual assessment of local Formula funding to ensure a priority of service and training to the area's residents.

SYSTEMS AND STRATEGIES COMMITTEE DISCUSSION:

One committee member requested additional information regarding enrollments of out-of-area participants. Specifically:

- Which centers have enrolled out-of-area residents; and
- Where do these out-of-area enrollees reside.

This information is included in an attachment (V.A.2.) to this item.

Another committee member also expressed concern regarding having to turn applicants away. Staff reassured the committee that there are services available to "universal customers" that do not require determination of eligibility or establishment of city of residence.

After discussion, this item was approved by the members of the S&S Committee.

For more information, please contact Michele G. Garcia, MIS Administrator at (510) 259-3802 or by email at mggarcia@acgov.org.

ATTACHMENT

V.A.1. – Enrolled Individuals by County / Foot Traffic Count

V.A.2. – Out of Area Enrollments by Center

ITEM V.A.1. - ACTION/PUBLIC HEARING

ESTABLISH RESIDENCY EXCEPTION POLICY EFFECTIVE PY 2018/2019

Enrolled Individuals - By County Adults, Dislocated Workers, and Youth - Participation Date: 7/1/2017 to 3/16/2018 - Report Type: Title I - Workforce Development (WIOA) - Region/LWIA Name: Alameda County Workforce Development Board				
County	State	Country	Total	% Total
Alameda County Excluding Oakland	CA	US	655	90.22%
Oakland (City)	CA	US	37	5.10%
Contra Costa County	CA	US	21	2.89%
San Francisco County	CA	US	2	0.28%
San Mateo County	CA	US	1	0.14%
Santa Clara County	CA	US	9	1.24%
Stanislaus County	CA	US	1	0.14%
Totals	TOTAL Enrolled		726	100%
	Out of Area		71	
	% Out of Area		10%	

Universal Foot Traffic Adults, Dislocated Workers - Date: 7/1/2017 to 2/28/2018 - Report Type: AJCC Foot Traffic (Out of Service Area) - Region/LWIA Name: Alameda County Workforce Development Board				
AJCC	State	Country	Total	% Total
North Cities AJCC (W05)	CA	US	452	43.30%
Eden AJCC (W06)	CA	US	311	29.79%
Valley AJCC (W07)	CA	US	207	19.83%
Tri Cities AJCC (W10)	CA	US	74	7.09%
Totals	Out of Area Foot Traffic		1044	100%

ITEM V.A.2. - ACTION/PUBLIC HEARING
ESTABLISH RESIDENCY EXCEPTION POLICY EFFECTIVE PY 2018/2019

Out-of Area Enrollments by Center (Adults & Dislocated Workers ONLY)

- Participation Date: 7/1/2017 to 3/16/2018
 - Report Type: Out of Area Enrollments by Center
 - Region/LWIA Name: Alameda County Workforce Development Board

AJCC	Number Enrolled from Out of County or From City of Oakland						Total	% Total
	City of Oakland	Co Co County	SF County	San Mateo Co	Santa Clara Co	Stanislaus Co		
ACWDB (ALA)	1				3	1	5	7.04%
North Cities AJCC (W05)	13	5					18	25.35%
Eden AJCC (W06)	19	2	2		2		25	35.21%
Valley AJCC (W07)	1	11					12	16.90%
Tri Cities AJCC (W10)		1		1	4		6	8.45%
Berkeley Youth (Y08)		2					2	2.82%
La Familia Youth (Y24)	3						3	4.23%
Totals	37	21	2	1	9	1	71	100%

ITEM V.B. – CONSENT

DESIGNATE INDIVIDUALS WITH CRIMINAL RECORDS (RE-ENTRY) AS A PRIORITY FOR THE WORKFORCE INNOVATION AND OPPORTUNITY ACT (WIOA) ADULT PROGRAM

RECOMMENDATION:

That the Alameda County Workforce Development Board's (ACWDB) approve the designation of individuals with criminal records as a priority population for the WIOA Adult Program.

BACKGROUND:

Under the previous legislation, Workforce Investment Act (WIA), the Alameda County Workforce Investment Board was tasked to prioritize certain populations for services if WIA funds and program services became limited. WIA priority populations were:

1. Veterans; and
2. Recipients of Public Assistance or applicants who would otherwise be considered "low-income".

Under WIOA, priority must be given to specific populations who are determined to have barriers to employment – regardless of whether funds and/or services are limited. Priority populations as identified by the State of California are:

1. Veterans and spouses of veterans;
2. Recipients of Public Assistance or applicants who would otherwise be considered "low-income";
3. Individuals who are considered Basic Skills Deficient;
 - a. No Diploma/Equivalent and not enrolled in post-secondary school
 - b. Enrolled in a Title II Adult Literacy/Education program
 - c. Tests below 9th grade level in reading/comprehension/math
 - d. English Language Learner

The ACWDB identified and approved adding "Individuals with Disabilities" as another priority in the Local Plan.

ANALYSIS:

One in three adults in Alameda County has a criminal record, approximately 375,000. Men with criminal records account for about 34% of all non-working men ages 25-54. Nationally, there is a loss to the economy estimated in the billions of dollars every year as a result of people with criminal records being unemployed or underemployed. The unemployment rate for Alameda County is 3%¹, however segments of people are still being left behind. The estimated unemployment rate in Alameda County for youth ages 16-24 is 39.3%, for people with disabilities- 16.5%, for African Americans- 14.8%, for American Indians- 14.7%, for Pacific Islanders- 11.9%, and for Hispanics- 9.8%.²

¹EDD LMD Monthly Unemployment for December 2017

²Source: U.S. Census Bureau, 2011-2015 American Community Survey 5-Year Estimates

The unemployment rate still remains relatively high for people without post-secondary education too. For people with less than a high school education, the unemployment rate is estimated at 10.9% and at 9.7% for people with only a high school education.³

Perceptions on the demand side of the labor market regarding specific risks associated with an applicant's criminal record, whether justified or not, certainly limit the employment opportunities available to individuals with criminal records, compounding the effects of the barriers created by low levels of education, little or no previous work experience, and long gaps in unemployment.

The primary flow of these individuals categorized as reentry (individuals with criminal records and/or recently released); are those returning from Santa Rita Jail to communities of Hayward, unincorporated Ashland/Cherryland, and Oakland. In 2016, ACWDB implemented an American Job Center at Santa Rita Jail to focus on the employment needs of people returning to those communities after incarceration. Understanding that these individuals face significant barriers to employment, staff tailored services, implemented best practices and nurtured partnerships to address the hardest to employ overcome barriers to employment and find work. ACWDB has recognized the importance of this issue and are continuing to develop tailored approaches to achieve better results to stabilize families and serve the vulnerable neighborhoods in the longer term.

Under WIOA, ACWDB will leverage Title I Adult funding and discretionary funding to sustain the pre/post-release programming and build evidence-based models to best serve those with criminal records, returning from incarceration and significant barriers to employment. Research has found that employment is one of the most important influences on reducing recidivism and improving public safety.

California's WDB emphasis on the development of innovative strategies to improve labor market and skills outcomes for WIOA priority groups, (e.g., residents of the Local Area, individuals with disabilities, individuals with criminal records, homelessness). ACWDB will engage businesses and workforce partners regionally to develop sector strategies, build regional awareness of effective business engagement practices, and develop strategies to serve all priority populations with barriers to employment.

In alignment with the State Plan and the Board of Supervisors, staff proposes to establish an additional priority group for individuals with criminal records (reentry). ACWDB staff through its analysis has determined from the local area statistics that it is necessary to ensure that this population are given priority of service.

JOINT ORGANIZATIONAL EFFECTIVENESS AND SYSTEMS AND STRATEGIES COMMITTEE DISCUSSION:

On February 21, 2018, the Joint Organization Effectiveness and Systems and Strategies Committees met and approved the recommendation as presented.

Staff provided the background on priority populations under WIOA and the inclusion of individuals with criminal records. Committee comments and questions were brief and focused on ensuring that employers are being engaged and understand new legislation regarding criminal

³ Ibid.

background checks. Staff assured committee that this work is a countywide initiative and staff in partnership with County Agencies (Sheriff's Office, Probation and District Attorney's) and community-based organizations are working systematically to improve the opportunities with employers.

The Director shared the Board of Supervisor's Reentry Initiative to improve employment opportunities in Alameda County, by establishing a Re-entry Hiring Program to provide jobs for residents impacted by the criminal justice system. In the next coming months the County will be launching a website that will provide job search tools, engage private employers, and grow the fair chance employer base.

There was one public comment from a representative from the Santa Rita Jail American Job Center expressing the passion in serving this population, demand for wrap-around services (i.e. housing, substance abuse, mental health services) and the intense work required to leverage partnerships resources. The representative also shared some positive testimonies on how employment has changed lives of the participants that have been served in the Beyond the Gates Project.

For additional information on the content of this item interested parties may contact either Tamia Brown, Program Financial Specialist/Re-Entry & Discretionary Grants Coordinator, at (510) 259-3884 or through email at tambrown@acgov.org; or Michele G. Garcia, MIS Administrator at (510) 259-3802 or by email at mggarcia@acgov.org.

ITEM V.C. – CONSENT

INDUSTRY SECTOR AND OCCUPATIONAL FRAMEWORK EXTENSION

ORGANIZATIONAL EFFECTIVENESS COMMITTEE RECOMMENDATION:

That the Alameda County Workforce Development Board (ACWDB) approves extending the Industry Sector Occupational Framework (ISOF) until June 30, 2019.

BACKGROUND:

The Industry Sector and Occupational Framework (ISOF) was developed by staff and serves a dual purpose, as it was incorporated into the Alameda County Workforce Development Board's (ACWDB) Four-Year Local Plan (Local Plan) and also drives programmatic and planning decisions.

The ISOF was adopted by ACWDB in 2016 and elevated priority to new groups of high-growth sectors and occupations, projected to grow in Alameda County between 2017 and 2022. It also puts into place-wage criteria.

The ISOF was effective for one year (July 1, 2016 to June 30, 2017), but was also written into ACWDB's Local Plan, giving it relevance. Since the ISOF is tied to the Local Plan, which is subject to a mid-point review driven by the state, it needs to align with the state's guidance. However, guidance has not yet been issued, and updating the ISOF any sooner could possibly be premature and result in duplication. Therefore, the Organizational Effectiveness (OE) Committee recommends that the ISOF be extended to June 30, 2019, allowing for sufficient time to modify the ISOF in alignment with the state.

ORGANIZATIONAL EFFECTIVENESS COMMITTEE DISCUSSION:

The OE Committee members expressed interest in the measures the state could take if the labor market analysis (which is foundational to the ISOF), was not actually aligned with the dynamics in the local labor market.


Staff informed OE Committee members that the ISOF was built on sound qualitative and quantitative methods and projected five years in the future, so that the timeframe was adequately covered. While the ISOF's timeframe is projected well into the future, staff reassured OE Committee members that staff will still take a diligent approach to re-examine the local labor market for the mid-point review. Staff also mentioned that the ISOF was being used in other partner meetings and has been well-received.

OE Committee members voted and unanimously approved staff's recommendation to extend the ISOF until June 30, 2019.

For more information, please contact Latoya Reed, Management Analyst at (510) 259-3833 or by email at, latoya.reed@acgov.org.

ATTACHMENT:

V.C.1 - ISOF Tiered Diagram



Industry Sector & Occupational Framework (ISOF)

Tier I ACWDB's Industry Sector Priorities

- Health Care/Social Assistance
- Professional Scientific Technical Services
- Construction
- Advanced Manufacturing/Transportation/Warehousing

Tier II ACWDB's Occupational Priorities

Occupations in Tier II exceed \$19.20/hr, demonstrate growth, and are based on the ISOF Framework

- Secretaries/Admin Asst
- Gen'l Oper Managers
- Teachers
- Customer Service Reps
- 1st Line Supv of Food Prep Wkrs
- Management Analysts

Tier III Participant Choice

Tier III includes:

Occupations or industries that are outside of Tiers I and II, but are supported with acceptable evidence of wage exceeding \$19.20/hr and that industry/occupation is growing or projected to grow. Evidence may come from various LMI sources.

ITEM V.D. – CONSENT

MODIFICATION OF THE FOLLOW-UP PERFORMANCE MEASURE

ORGANIZATIONAL EFFECTIVENESS (OE) COMMITTEE RECOMMENDATIONS:

That the Alameda County Workforce Development Board (ACWDB) approve:

1. Elimination of the Follow-Up Contract Performance Measure for Adults, Dislocated Workers, and Youth beginning in PY 2018/2019; and
2. Replacing the removed measure with a requirement for monthly monitoring to ensure contract service providers are engaging in follow-up contact and services with formerly enrolled individuals.

BACKGROUND:

At their May, 2017 meeting, the ACWDB approved the inclusion of follow-up as a contract performance measure for Adult, Dislocated Worker, and Youth providers.

The Follow-Up Performance Measure was intended to increase the number of credential attainments reported and encourage provider staff to enter increases in literacy and numeracy scores thereby improving ACWDB's Local Area performance in these areas.

ACTUAL OUTCOMES

In some instances, the CalJOBS system prohibits timely entry of follow-up data for participants being served through other programs that also track participation in the CalJOBS system.

Additionally, due to the timing of follow-up, a minimum of six (6) months would lapse between the actual WIOA case closure and the appearance of relevant data in the system – which is an ineffective method for continuous, real-time tracking of performance measure attainments.

PROPOSED REPLACEMENT FOR THE FOLLOW-UP PERFORMANCE MEASURE:

ACWDB staff feel it would be more appropriate and effective to begin a program of continuous monitoring of participant case-files to provide greater assurance that program staff are effectively engaging in timely follow up activities and that services are being provided and recorded in participant case-files, and in the CalJOBS system when appropriate.

ACWDB's technical support staff are currently maintaining a regular calendar of program visits and case-file reviews. It would be a simple matter to add the follow-up element to this ongoing practice.

Upon approval, the Workforce Services Support Team (WSST) will develop a standard format for monitoring case-files that includes the review of closed cases to ensure that follow contact is being attempted and tracked. Additionally, WSST staff can monitor that credential attainment and increase in literacy and numeracy scores are entered into the CalJOBS system – thereby improving ACWDB’s Local Area performance.

ORGANIZATIONAL EFFECTIVENESS (OE) COMMITTEE DISCUSSION:

The OE Committee members expressed concern for staff capacity at both the program and board staff levels.

Staff explained that it would be a small matter to add follow-up to the list of items already being reviewed throughout the program year by technical support staff. Staff also clarified that while follow-up is a time-consuming challenge for program staff, it has been a requirement for several years dating back to the Workforce Investment Act (WIA) of 1998.

After discussion, OE Committee members voted and approved this item.

For additional information, please contact Michele G. Garcia, MIS Administrator at (510) 259-3802 or by email at mggarcia@acgov.org.

ITEM V.E. – CONSENT

**UTILIZATION OF TRAINING PROVIDERS NOT REGISTERED ON
THE STATE OF CALIFORNIA’S
ELIGIBLE TRAINING PROVIDER LIST (ETPL)**

SYSTEMS AND STRATEGIES COMMITTEE RECOMMENDATIONS:

That the Alameda County Workforce Development Board (ACWDB) approve:

1. Standardized criteria for Workforce Innovation and Opportunity Act (WIOA) participants utilizing training providers not registered on the State of California’s ETPL; and
2. That staff apply the criteria on a case-by-case basis.

BACKGROUND:

Historically, the Workforce Investment Act (WIA) and WIOA-funded training opportunities have been restricted to training providers who have been vetted and included on the State of California’s ETPL listing.

The process to apply and be approved for inclusion on the ETPL has been cumbersome including maintenance of a 70% job placement rate. Generation of the placement rate would require local education agencies to track and report job placements for all individuals who attended any program they wished to include on the ETPL. This type of tracking and reporting is not standard for local education agencies and presents a general hardship for training providers - especially for adult education institutions whose primary focus is not necessarily workforce development programs.

OPPORTUNITY TO PROGRESS

Recently, the State of California released a new activity code roster which includes an enrollment activity as follows:

Activity Code	Code Title	Code Definition
330	Local Board Determination Training	A participant enrolled in a training program that can bypass the CA ETPL upon the determination of the Local Workforce Development Board (LWDB) for reasons such as higher education, lack of providers, barriers to employment, etc. This activity code requires staff to provide justification in CalJOBS under case notes.

As is evident in the definition, the Board must provide approval prior to allowing service providers to refer WIOA participants to training providers not listed on the ETPL. Staff is recommending approved criteria that will allow enrollments to be captured and reported on

viable training. Furthermore, it will increase training expenditures which contribute to the ACWDB's 30% training expenditure requirement.

Once this recommendation is approved by the ACWDB, staff will develop a policy and procedure and issue an Action Bulletin to provide notification to ACWDB's workforce system.

PROPOSED STANDARD CRITERIA

Under the proposed policy recommendation, in order to obtain staff approval to use Activity 330-Local Board Determination Training, service providers will be required to submit verification that the training provider meets the criteria as follows. Either items 1 through 4 inclusive, or item 5 alone.

1. When the training provider is a local education agency (LEA) such as:
 - a. A community college
 - b. An adult school
 - c. A Regional Occupation Center/Program (ROC/P); and
2. When the training leads to the attainment of an industry-valued certificate, credential, or degree; and
3. When the training is focused toward one of ACWDB's Industry Sector and Occupational Framework (ISOF) industries (or successor sector strategy); and
4. When there is a general lack or limited number of training providers listed on the ETPL that are located in ACWDB's Local Area or the cost of training listed on the ETPL exceeds the standard training cap applied to all WIOA-funded training opportunities within ACWDB's Local Area.
5. When the individual participant has significant barriers to employment that can be more effectively addressed during training by an institution or training provider that possesses specialized knowledge, or has built-in capacity to provide the assistance required in order for individuals with special needs to succeed.

SYSTEMS AND STRATEGIES COMMITTEE DISCUSSION:

There was discussion around adding a requirement of accreditation for all training providers. However, staff expressed concerns that a requirement of this nature may limit availability of training providers whose vocational programs could be authorized by this local policy.

One committee member referenced how this policy aligns well with the Strong Workforce Initiatives currently being operationalized through Local Education Agencies (LEAs).

There was a reference to how WIOA training dollars may be stretched further by utilizing programs offered by LEAs where costs are more competitive than most private training providers. This helps the ACWDB meet its 30% training expenditure requirement.

After discussion, the S&S Committee approved this item.

For further information, please contact Michele G. Garcia, MIS Administrator at (510) 259-3802 or by email at MGGarcia@acgov.org.

ITEM VI.A. – ACTION / PUBLIC HEARING

**SELECTION OF PROVIDERS FOR THE YOUTH INNOVATION PROGRAM AND
YOUNG ADULT FUTURE FORCE CAREER PROGRAM**

YOUTH COMMITTEE (YC) RECOMMENDATIONS:

That the Alameda County Workforce Development Board (ACWDB) approve the following recommendations:

1. Select Soulciety as provider for the Youth Innovation Program for in-school youth.
2. Select the following providers for the Young Adult Future Force Career Program for out-of-school youth in each of the geographical sub-regions below:

<u>SUB-REGION</u>	<u>PROVIDER</u>
North Cities	Berkeley Youth Alternatives
Eden	Hayward Adult School
Tri-Cities	La Familia Counseling Services
Tri-Valley	La Familia Counseling Services

3. Approve, based upon the Request for Proposal (RFP) guidelines, a contract renewal every 12 months for up to a three-year program cycle (July 1, 2018 to June 30, 2021) provided contract outcomes and deliverables are met and barring any significant legislative changes and/or availability of Workforce Innovation and Opportunity Act (WIOA) Youth Formula funds.
4. Approve contract stipulations outlined in Attachment VI.A.2.

BACKGROUND:

On December 14, 2017 the (ACWDB) approved the Request for Proposal (RFP) for the Youth Innovation Program and the Young Adult Future Force Career Program seeking organizations to provide eligible youth ages 16-24 educational and employment services. The RFP was released December 21, 2017.

RFP announcements were posted in three local newspapers and distributed to over 3000 organizations from a county-wide mailing list compiled from ACWDB, Alameda County Social Services Agency and General Services Administration in addition to the County Board of Supervisors offices. The announcement was also distributed to YC members. Two bidders’

conferences were conducted. One at the Eden Area Multi Service Center in Hayward and the other in Emeryville. Twenty-six individuals attended the bidders' conferences.

Bidders submitted separate proposals for the Youth Innovation Program and the Young Adult Future Force Career Program. Eleven proposals were submitted by the February 2, 2018 deadline for the following programs and geographic sub-regions:

Youth Innovation Program - 4 proposals

Young Adult Future Force Career Program (by geographical sub-region)

- Eden – 3 proposals
- North Cities – 2 proposals
- Tri-Cities – 2 proposals
- Tri-Valley – 1 proposal

All 11 proposals met the minimum submission requirements and were rated by an outside Review Panel.

SELECTION PROCESS AND RANKING:

The Review Panel convened on Friday, February 2, 2018 to review and rate the proposals on the following criteria: Statement of Need, Administrative/Organizational Capacity, Demonstrated Performance/Ability, Strategy/Program Work Plan, Outcomes and Deliverables/Partnerships, Budget Proposal/Fiscal Management.

The Review Panel assigned scores in each of the categories. Three bidders for the Youth Innovation Program received a score of 90 or above; and two bidders for the Eden sub-region scored 94 or above. The Review Panel reconvened March 9, 2018 to interview five bidders whose scores were close. Attachment VI.A.1 documents the average of the scores from the proposal review and the interview.

Attachment VI.A.2. Program Summary represents the outcome of the Review Panel's proposal reviews and interviews.

FUNDING:

PY 2018/2019 Youth Formula allocations are not yet available from the State of California. For planning purposes, staff is utilizing the current allocations for PY 2017/2018.

Staff presented funding methodology, preliminary budget and contract recommendations to the Executive Committee on April 30, 2018. On May 10th, 2018, the Board will take action on the Executive Committee's funding recommendations and contract awards for a July 1, 2018 effective date. Once the final allocations are known, staff will make any necessary, final calculations in order to proceed with implementing program services for PY 2018/2019.

YOUTH COMMITTEE (YC) DISCUSSION:

The YC met and discussed the recommendations on April 9, 2018. During the Public Comment period, representatives from the organizations recommended for funding expressed their appreciation for the opportunity to continue to provide services and resources to youth and young adults. YC members discussed what industry recognized credentials were available to participants. Staff provided information on the actual definition of an industry recognized credential and further noted that the high school diploma and the general equivalency diploma (GED) were the most earned credentials.

The YC members voted and unanimously approved staff's recommendations.

For further information, please contact Deidra Perry, Program Financial Specialist at (510) 259-3827 or by email at deperry@acgov.org.

ATTACHMENTS:

VI.A.1. List of Bidders for RFP No. 2017-ACWDB-YP

VI.A.2. Program Summary

List of Bidders for RFP-2017-ACWDB-YP

Youth Innovation Program & Young Adult Future Force Career Program

Youth Innovation Program

Organization Name	Sub-region to be served	Average Score
Soulciety	Eden	96
La Familia Counseling Services	County-wide	95
Youth Spirit Artworks	North Cities	84
Ohlone College	Tri-Cities	83

Young Adult Future Force Career Program

Eden	
Organization Name	Average Score
Hayward Adult School	99
Soulciety	94
New Door Ventures	84

North Cities	
Organization Name	Average Score
Berkeley Youth Alternatives	92
Building Opportunities for Self Sufficiency	81

Tri Cities	
Organization Name	Average Score
La Familia Counseling Services	99
Ohlone College	86

Tri Valley	
Organization Name	Average Score
La Familia Counseling Services	99

Program Summary

Youth Innovation Program (In-School)

Organization	Service Area	Funding Request/# of Participants/Stipulations
Soulciety	Eden	\$120,000 requested to serve 60 youth. No stipulations.
<p>Program Summary: The focus is on youth ages 16-21 for work-based learning activities including subsidized work experience. Soulciety will partner with Eden Regional Occupational Program to provide occupational skills training and industry-recognized certifications in ISOF related sectors; Health Care/Social Assistance; Professional Scientific Technical Services; Construction; Advanced Manufacturing; Transportation/Warehousing and Transportation Logistics.</p>		

Young Adult Future Force Career Program (Out-of-School)

Organization	Service Area	Funding Request/# of Participants/Stipulations
Hayward Adult School	Eden	\$388,800 requested to serve 77 youth. Stipulations: Submit outreach plan by August 31, 2018; meet enrollments as contracted; submit timely and accurate invoices.
Berkeley Youth Alternatives	North Cities	\$334,800 requested to serve 66 youth. Stipulations: Submit outreach plan by August 31, 2018; meet enrollments as contracted; submit timely and accurate invoices.
La Familia Counseling Services	Tri-Valley	\$129,600 requested to serve 26 youth. Stipulations: Submit outreach plan by August 31, 2018; meet enrollments as contracted; submit timely and accurate invoices.
La Familia Counseling Services	Tri-Cities	\$226,800 requested to serve 46 youth Stipulations: Submit outreach plan by August 31, 2018; meet enrollments as contracted; submit timely and accurate invoices.
<p>Program Summary: Service providers will offer workforce development strategies that will assist youth and young adults to re-engage in school, prepare for post-secondary education and/or connect with industry-focused education and training programs. Strategies will also include opportunities to gain valuable subsidized and unsubsidized work experiences.</p>		

ITEM VI.B. ACTION / PUBLIC HEARING

SELECTION OF PROVIDER FOR THE COMPREHENSIVE AMERICA'S JOB CENTER OF CALIFORNIA (2018-2021)

SYSTEMS and STRATEGIES COMMITTEE RECOMMENDATIONS:

That the Alameda County Workforce Development Board approve the following recommendations:

1. Selection of Rubicon Programs, Inc. as the Operator of the Comprehensive America's Job Center of California, and the Adult and Dislocated Worker (A/DW) Career Services Provider for the Eden Area; and
2. Approve, based upon the Request for Proposal (RFP) guidelines, a contract renewal every 12 months for up to a three-year cycle (July 1, 2018 to June 30, 2021) provided contact outcomes and deliverables are met and barring any significant legislative changes and/or availability of Workforce Innovation and Opportunity Act (WIOA) A/DW Formula funds.
3. Approve contract stipulations outlined in Attachment VI.B.I.

BACKGROUND:

On December 14, 2017, the Alameda County Workforce Development Board (ACWDB) approved a new service delivery strategy, framework, and timeline to develop a Request for Proposal (RFP) for the Comprehensive America's Job Center of California Operator and Career Services Provider. The RFP was released on December 21, 2017 and was due on February 2, 2018.

RFP announcements were posted in three (3) local newspapers and distributed to over 3,000 agencies from a County-wide mailing list compiled from ACWDB, Alameda County Social Services, Eden Information and Referral, and the General Services Administration, in addition to the County Board of Supervisors offices. The announcement was also distributed to S&S members. Two bidders' conferences were conducted in the cities of Hayward and Emeryville respectively. A total of 19 individuals attended the bidders' conference. One (1) proposal was submitted by the due date. The proposal met the minimum submission requirements and was rated by an outside Review Panel.

SELECTION PROCESS AND RANKING

While only one proposal was received, an outside Review Panel was assembled on February 23, 2018 to review and score the following categories: Statement of Need, Project Management and Organizational Capacity, Strategy and Work Plan and Outcomes and Deliverables. Review Panel members' assigned points in each of the scoring categories for the proposal.

As specified in the RFP, recommendations for selecting providers are strictly based on the aggregate scores of the Review Panel. The final maximum score for any bidder is 100 points. A proposal must score a minimum of 75 points to be considered for funding.

The chart below represents the RFP outcome. On April 18, staff recommended Rubicon Programs Inc. to be the Operator and Career Services Provider for The Comprehensive America's Job Center of California in the Eden Area.

BIDDER RECOMMENDED

Agency Name	Area	Avg. Score
Rubicon Programs Inc.	Eden	90.3

FUNDING

Program Year (PY) 2018/2019 A/DW Formula allocations are not yet available from the State of California. For planning purposes, staff is utilizing the current allocations for PY 2017/2018.

Staff presented funding methodology, preliminary budget and contract recommendations to the Executive Committee on April 30, 2018. On May 10th, 2018, the Board will take action on the Executive Committee's funding recommendations and contract awards for a July 1, 2018 effective date. Once the final allocations are known, staff will make any necessary, final calculations in order to proceed with implementing program services for PY 2018/2019.

SYSTEMS & STRATEGIES (S&S) COMMITTEE DISCUSSION:

At the April 18, 2018 meeting, the S&S Committee met and discussed staff's recommendation for Rubicon Programs Inc. as the Operator and Career Services provider for the Comprehensive AJCC for the Eden Area. There was one public comment.

Staff responded to committee questions about the number of bids received for the Comprehensive AJCC in prior procurements. Staff stated the number of bids was similar to the previous procurement cycle. Committee members wanted to know if it were possible to reach out and survey organizations who attended the bidders' conference but chose not to apply. Staff responded that a survey could not be done until the procurement process is finalized and Board action taken.

The S&S Committee also asked who participated in the Rating Panel. Staff replied the Rating Panel consisted of two workforce development professionals and a fund developer.

The S&S Committee members, with two recusals, unanimously approved staff's recommendations.

For further information contact David Dias, Program Financial Specialist at (510) 780-8768 or by email David.Dias@acgov.org.

ATTACHMENT:

VI.B.1. Comprehensive America's Job Center of California Program Summary

Comprehensive America's Job Center of California Program Summary

Organization	Service Area	Funding Request,/# of Participants/Stipulations
Rubicon Programs	Eden	<p>\$700,000 requested to serve 105 Adult and 95 Dislocated Workers.</p> <p>Stipulations:</p> <ol style="list-style-type: none"> 1. Fulfill the role of the AJCC Operator. 2. In the role as Career Services Provider, strengthen partnerships/Chabot-Las Positas Community College; 3. Implement services as directed by ACWDB for discretionary grants and continue services for the NDWG-Storm Grant.
<p>Program Summary: Rubicon Programs as the career services provider will provide services within a sector framework. Job seekers will receive relevant certificates, degrees and appropriate services to meet the needs of the priority industry sectors. Rubicon Programs will work with employers and job seekers to assist in job placement. Sector-based strategies will result in industry-recognized certificates or credentials. Skills training will include classroom/cohort training, apprenticeships, and On-the-Job Training (OJT).</p> <p>In the role of the AJCC Operator, Rubicon Programs will:</p> <ul style="list-style-type: none"> • Coordinate the service delivery of required AJCC partners and service providers; and • Ensure the implementation of partner responsibilities and contributions agreed upon in Memorandums of Understanding – between the ACWDB and WIOA mandated AJCC partners (Phase I / II). 		

ITEM VI.C. - ACTION / PUBLIC HEARING

SELECTION OF PROVIDERS FOR ADULT AND DISLOCATED WORKER CAREER SERVICES FOR 2018-2021

SYSTEMS and STRATEGIES (S&S) COMMITTEE RECOMMENDATIONS:

That the Alameda County Workforce Development Board approve the following recommendations:

1. Selection of the following providers for the provision of Adult and Dislocated Worker (A/DW) Career Services through a variety of network access points in the community for the geographical sub-regions below:

<u>Sub-region</u>	<u>Provider</u>
North Cities Area	Peralta Community College District
Tri-Cities Area	Ohlone Community College District
Tri-Valley Area	Chabot-Las Positas Community College

2. Approve, based upon the Request for Proposal (RFP) guidelines, a contract renewal every 12 months for up to a three-year cycle (July 1, 2018 to June 30, 2021) provided contact outcomes and deliverables are met and barring any significant legislative changes and/or availability of Workforce Innovation and Opportunity Act (WIOA) A/DW Formula funds.
3. Approve contract stipulations outlined in Attachment VI.C.I.

BACKGROUND:

On December 14, 2017, the Alameda County Workforce Development Board (ACWDB) approved a new service delivery strategy, framework, and timeline to develop a Request for Proposal (RFP) for Adult and Dislocated Worker Career Services. The RFP was released December 21, 2017 and was due on February 2, 2018.

RFP announcements were posted in three (3) local newspapers and distributed to over 3,000 agencies from a County-wide mailing list compiled from ACWDB, Alameda County Social Services, Eden Information and Referral, and the General Services Administration in addition to the County Board of Supervisors offices. The announcement was also distributed to S&S members. Two bidders' conferences were conducted in the cities of Hayward and Emeryville respectively. A total of 19 individuals attended the bidders' conference. A total of four (4) proposals were submitted by the due date. Four (4) proposals met the minimum submission requirements and were rated by an outside Review Panel.

SELECTION PROCESS AND RANKING

An outside Review Panel was assembled on February 23, 2018 to review and score the following categories: Statement of Need, Project Management and Organizational Capacity, Strategy and Work Plan and Outcomes and Deliverables. Review Panel members assigned points in each of the scoring categories for each proposal.

As specified in the RFP, recommendations for selecting providers was strictly based on the aggregate scores of the Review Panel. The final maximum score for any bidder was 100 points. A proposal must have scored a minimum of 75 points to be considered for funding.

The chart below represents the RFP outcomes and S&S Committee recommendations.

BIDDERS RECOMMENDED

Agency Name	Area	Avg. Score
Peralta Community College District	North Cities	87.6
Chabot-Las Positas Community College District	Tri-Valley	84.6
Ohlone Community College District	Tri-Cities	82.3

BIDDER NOT RECOMMENDED FOR FUNDING

Agency Name	Area	Avg. Score
BOSS	North Cities	71.6

FUNDING

Program Year (PY) 2018/2019 A/DW Formula allocations are not yet available from the State of California. For planning purposes, staff is utilizing the current allocations for PY 2017/2018.

Staff presented funding methodology, preliminary budget and contract recommendations to the Executive Committee on April 30, 2018. On May 10th, 2018, the Board will take action on the Executive Committee’s funding recommendations and contract awards for a July 1, 2018 effective date. Once the final allocations are known, staff will make any necessary, final calculations in order to proceed with implementing program services for PY 2018/2019.

SYSTEMS and STRATEGIES (S&S) COMMITTEE DISCUSSION:

At the April 18, 2018 meeting, the S&S Committee met and discussed staff’s recommendation for the selection of providers for Adult and Dislocated Worker Career Services. There were no public comments.

Staff responded to committee questions regarding the performance criteria for each sub-region. Staff informed the committee that the funding for each region varied depending on poverty rates, demographics and unemployment rates.

The S&S Committee members, with two recusals, unanimously approved the staff recommendation.

For further information contact David Dias, Program Financial Specialist at (510) 780-8768 or email David.Dias@acgov.org.

ATTACHMENTS:

VI.C.I. Program Summary - Adult and Dislocated Worker Career Services for 2018-2021

Adult and Dislocated Worker Career Services Program Summary

Organization	Service Area	Funding Request,/# of Participants/Stipulations
Peralta Community College District	North Cities	<p>\$379,000 requested to serve 48 Adult and 72 Dislocated Workers (updated).</p> <p>Stipulations:</p> <ol style="list-style-type: none"> 1. Ensure access points for career services in the community; meet enrollments as contracted; submit timely and accurate invoices. 2. Submit a Service Delivery Plan, including partners and referral process, due by August 31. 3. Implement strong job development and job placement activities; work with employers in high-growth, high-wage industries.
Chabot-Las Positas Community College District	Tri-Valley	<p>\$265,712 requested to serve 32 Adult and 48 Dislocated Workers.</p> <p>Stipulations:</p> <ol style="list-style-type: none"> 1. Ensure access points for career services in the community; meet enrollments as contracted; submit timely and accurate invoices. 2. Submit a Service Delivery Plan, including partners and referral process, due by August 31. 3. Implement strong job development and job placement activities; work with employers in high-growth, high-wage industries. 4. Continue to support Santa Rita Jail as directed by ACWDB to ensure partnership and technical assistance is maintained.
Ohlone Community College District	Tri-Cities	<p>\$469,000 requested to serve 91 Adult and 141 Dislocated Workers.</p> <p>Stipulations:</p>

		<ol style="list-style-type: none"> 1. Ensure access points for career services in the community; meet enrollments as contracted; submit timely and accurate invoices. 2. Submit a Service Delivery Plan, including partners and referral process, due by August 31. 3. Implement strong job development and job placement activities; work with employers in high-growth, high-wage industries.
<p>Program Summary: The A/DW Career Services lead agency, will provide and coordinate access to WIOA funded services, in each sub-region of the Local Area through a network of partner agencies, known as the Sub-Regional Workforce Network (SWN). The lead agency will be the fiscal agent and responsible for all contractual obligations and outcomes associated with this funding.</p> <p>The lead agency will manage coordination of the partnership among the SWN agencies, including sharing information, ensuring broad access to services by job seekers and employers, meeting WIOA reporting requirements, ensuring partner agency participation and adherence to standards for high quality services and staff skills and knowledge.</p> <p>The SWN <u>must</u> include a Title II Adult Education and Literacy partner. Other partners in the networks will include local and community level workforce services agencies. The goal is to ensure access to a myriad of training opportunities that engage participants in career pathways.</p>		

ITEM VI.D. - ACTION / PUBLIC HEARING

**WORKFORCE INNOVATION AND OPPORTUNITY ACT
FORMULA FUNDING ALLOCATION METHODOLOGY
FOR PY 2018/2019**

EXECUTIVE COMMITTEE RECOMMENDATION:

That the Alameda County Workforce Development Board (ACWDB) approve the Workforce Innovation and Opportunity Act (WIOA) Formula Funding Allocation Methodology for PY 2018/2019, as shown on Attachment VI.D.1.

BACKGROUND:

The ACWDB has utilized a percentage share approach to the distribution of the available funding resources to implement the WIOA Formula (Adult, Dislocated Worker, Youth and Rapid Response) programs. This approach is designed to maintain consistency on a year-to-year basis for the primary program strategies that are designed to meet the employment and training needs of program participants in Alameda County. Whereas the WIOA Formula funding levels vary from year-to-year, the relative share of the funds available for program implementation, operation and oversight remains consistent, with all aspects of service delivery and management systems impacted by the variations in available funds.

The approval of the percentages does not result in the award of funds to providers. The award of specific funding levels to providers will be separate actions taken by the ACWDB. Funding recommendations for the Comprehensive One-Stop America's Job Center of California (AJCC), Career Services Network Providers, and Youth Program Service Providers are presented in Action Item VI.E. on this ACWDB meeting agenda.

PLANNING ESTIMATE:

For planning purposes, staff is utilizing the California Employment Development Department (EDD) planning estimates for WIOA Adult, Dislocated Worker, and Youth funding issued on April 26, 2018. PY 2017/2018 WIOA Formula funding allocation are used for Rapid Response programs. Once actual allocations are known, staff will apply the approved funding allocation methodology and make appropriate adjustments to provider contract funding levels and the overall ACWDB budget for PY 2018/2019.

TRAINING POOL:

For FY 2018/2019, California law requires that each Local Workforce Development Board (Local Area) spend an amount that is at least 30% of the total Adult plus total Dislocated Worker Formula funds allocated to the Local Area for each program year on training. Of the 30% amount, 20% must be from the WIOA Adult and/or Dislocated Workers Formula funds, and up to 10% of the 30% amount may be other funds, including WIOA Discretionary funds, or funds spent on training of participants. The 20% is a minimum requirement and is therefore taken off the top of each allocation for Adults and Dislocated Workers.

FUNDING FOR IMPLEMENTATION:

The Executive Committee recommends that the 20% Training Requirement be set aside from the Adult and Dislocated Worker Formula funds. This sets a clear goal for training expenditures, ensures that the 20% minimum is tracked separately, and confirms the Formula funds available for the implementation of all other WIOA Services.

The Executive Committee recommends that the remaining 80% of Adult and Dislocated Worker Formula funds and 100% of Youth and Rapid Response Formula funds be allocated to the activities and services of the ACWDB Department and the service providers as described below and presented in the Attachment VI.D.1.

WDB DEPARTMENT MANAGEMENT AND OVERSIGHT:

The ACWDB Department carries responsibility for the management and oversight of the WIOA Programs and funds allocated to Alameda County. The ACWDB Department is also responsible for development and oversight of ACWDB special initiatives and discretionary grant programs, partnership development for the workforce system, and management of East Bay Regional Planning Unit activities. The MIS reporting and systems support allocations will be used for countywide and regional system building, including the ACWDB's financial support of MIS tracking systems. Systems support may also include: tracking / reporting goals and objectives, activities, and continuous improvement; board development; technology support including MIS training to providers; and EASTBAY *Works* activities and technology connectivity. Business Services / Rapid Response allocations will be used to support on-going program services and to implement the new Business Engagement Model approved by ACWDB in December 2017.

FUNDING AWARDS TO PROVIDERS:

The Executive Committee recommends that of the 80% Available for Implementation, 65% of the Adult Formula Allocation and 65% of the Dislocated Worker Formula Allocation be designated for the awards to providers. In addition, staff recommends that 76% of the Youth Formula Allocation be designated for awards to providers. These percentages are consistent with the funding amounts included in the recent ACWDB-approved Request for Proposal (RFP) processes.

The funds designated for providers will cover the new program delivery strategies for PY 2018/2019. These include: 1) Comprehensive AJCC; 2) Career Services Network Providers; and 3) Youth Innovation Program (In-School) and Young Adult Future Force Career Program (Out-of-School) Service Providers.

EXECUTIVE COMMITTEE DISCUSSION:

The Executive Committee met and discussed this recommendation on April 30, 2018. Discussion included changes to the methodology from PY 2017/2018 to incorporate new service delivery designs approved by the ACWDB during the recent Request for Proposal (RFP) process. Discussion also addressed continued reductions in WIOA funding, and minimum costs to run required programs and services. The item passed unanimously.

For further information, please contact: Jennifer Mitchell, Program Financial Specialist, at (510) 259-3829 or via email at: Jennifer.Mitchell@acgov.org.

ATTACHMENT:

VI.D.1. - WIOA Formula Funding Allocation Methodology PY 2018/2019

**WIOA FORMULA FUNDING ALLOCATION METHODOLOGY
PY 2018/2019**

FUNDS TO LOCAL AREA	%	ADULT	DISLOCATED WORKERS	%	YOUTH	%	RAPID RESPONSE	TOTALS for PY 2018/2019
TOTAL FORMULA ALLOCATION (1)	100%	\$1,363,093	\$1,990,389	100%	\$1,446,162	100%	\$297,983	\$5,097,627
TRAINING REQUIREMENT (2)	20%	\$272,619	\$398,078					\$670,696
AVAILABLE FOR IMPLEMENTATION	80%	\$1,090,474	\$1,592,311	100%	\$1,446,162	100%	\$297,983	\$4,426,931
WDB DEPARTMENT	Allocation of the 80% for Implementation		Allocation for Implementation		Allocation for Implementation			
PLANNING/FISCAL/BOARD SUPPORT	15%	\$163,571	\$238,847	11%	\$159,078	35%	\$104,294	\$665,790
MIS REPORTING - TRACKING/ELIGIBILITY	9%	\$98,143	\$143,308	7%	\$101,231.34	8%	\$23,839	\$366,521
BUSINESS SERVICES / RAPID RESPONSE	8%	\$87,238	\$127,385	3%	\$43,385	50%	\$148,992	\$406,999
SYSTEMS SUPPORT	3%	\$32,714.23	\$47,769.34	3%	\$43,385	7%	\$20,859	\$144,728
Sub-Total	35%	\$381,666	\$557,309	24%	\$347,079	100%	\$297,983	\$1,584,038
PROVIDERS (3)	65%	\$708,808	\$1,035,002	76%	\$1,099,083			\$2,842,893
TOTAL for IMPLEMENTATION	100%	\$1,090,474	\$1,592,311	100%	\$1,446,162	100%	\$297,983	\$4,426,931

(1) Funding levels included planning estimates for WIOA Adult, Dislocated Worker, and Youth funding based on EDD Information Notice of 4/26/18. Rapid Response and Layoff Aversion funding based on PY 2017-18 funding levels.

(2) A minimum of 20% (planning estimate - \$670,696) of WIOA Adult + Dislocated Worker formula funds must be spent on training. Total training expenditures must equal or exceed 30% of the total WIOA Adult + Dislocated Workers Formula Allocation. Up to 10% (planning estimate - \$335,349) may be training dollars from other sources.

(3) PROVIDERS:

Funds available for the:

1 Comprehensive AJCC Operator	\$	680,086
2 Career Services Network Providers	\$	1,063,724
3 Innovation Youth Program (In-School)	\$	109,908
4 Young Adult Future Force Career Program	\$	989,175
	\$	<u>2,842,893</u>

ITEM VI.E. - ACTION / PUBLIC HEARING

FUNDING RECOMMENDATIONS FOR SELECTED WORKFORCE INNOVATION AND OPPORTUNITY ACT (WIOA) SERVICE PROVIDERS FOR PY 2018/2019

EXECUTIVE COMMITTEE RECOMMENDATIONS:

That the Alameda County Workforce Development Board (ACWDB) approve the following:

1. Funding recommendations for selected WIOA service providers for PY 2018/2019, as presented in Attachment VI.E.1;
2. Allow additional funds from Discretionary / Special Projects to be added during the program year with additional clients to serve and added performance but no additional match requirements;
3. If the PY 2018/2019 Formula funding allocations to Alameda County are less than the estimated levels in the percentage allocation process approved by the ACWDB, then a relative share percentage reduction for each of the selected providers will be applied to determine the PY 2018/2019 funding awards;
4. Direct staff to initiate contracts and negotiate approved contract performance goals commencing July 1, 2018 using the final allocations from the State.

BACKGROUND:

On December 14, 2017, the ACWDB approved the release of three (3) Request for Proposals (RFP) processes for WIOA program services: 1) Comprehensive America's Job Center of California (AJCC), 2) Adult/Dislocated Worker Career Services, and 3) Youth Services. The Youth Committee and Systems and Strategies Committee took action at their meetings on April 9, 2018 and April 18, 2018, respectively, to recommend selection of WIOA program service providers for PY 2018/2019. This recommendation addresses PY 2018/2019 funding levels for those selected providers.

PY 2018/2019 WIOA Formula allocations are not yet available from the State of California. For planning purposes, staff is utilizing the California Employment Development Department (EDD) planning estimates for WIOA Adult, Dislocated Worker, and Youth funding issued on April 26, 2018, and the recommended allocation methodology for PY 2018/2019 (see Action Item VI.D).

Funding recommendations for each selected provider are based on EDD planning estimates PY 2018/2019, the ACWDB formula funding allocation methodology, and the geographic funding distribution percentages included in the RFPs. Once the final WIOA Formula funding allocations for PY 2018/2019 are known, staff will apply the ACWDB approved allocation methodology and make the final calculations in order to proceed with initiating contracts with service providers for PY 2018/2019.

EXECUTIVE COMMITTEE DISCUSSION:

The Executive Committee met and discussed this recommendation on April 30, 2018. Discussion included addressed continued reductions in WIOA funding, and the impact of further reductions on providers and direct services. The item passed unanimously.

For further information, please contact: Jennifer Mitchell, Program Financial Specialist, at (510) 259-3829 or via email at: jennifer.mitchell@acgov.org.

ATTACHMENT:

VI.E.1. WIOA Funding Recommendations for PY 2018/2019

**WIOA FUNDING RECOMMENDATIONS FOR PY 2018/2019
DETAIL BY CONTRACT AWARDEE / SERVICE PROVIDER**

	PROGRAM	AREA / SUB-REGION	% of ALLOCATION	FUNDING RECOMMENDATION
CONTRACT AWARDEE / PROVIDER				
SOULCIETY	Youth Innovation Program (In-School)	EDEN	N/A *	\$109,908
Sub-total In-School Youth Providers (10%)				\$109,908
BERKELEY YOUTH ALTERNATIVES	Young Adult Future Force Career Program (Out-of-School)	NORTH CITIES	36%	\$356,103
HAYWARD USD	Young Adult Future Force Career Program (Out-of-School)	EDEN	31%	\$306,644
LA FAMILIA / EAST BAY COMMUNITY SVCS	Young Adult Future Force Career Program (Out-of-School)	TRI-CITIES	12%	\$118,701
LA FAMILIA / EAST BAY COMMUNITY SVCS	Young Adult Future Force Career Program (Out-of-School)	TRI-VALLEY	21%	\$207,727
Sub-total Out-of School Youth Providers (90%)				\$989,175
Sub-total Youth Providers				\$1,099,083
RUBICON PROGRAMS	Comprehensive AJCC	EDEN	39%	\$680,086
PERALTA COMMUNITY COLLEGE DISTRICT	Adult & Dislocated Worker Career Services	NORTH CITIES	21%	\$366,200
OHLONE COMMUNITY COLLEGE DISTRICT	Adult & Dislocated Worker Career Services	TRI-CITIES	26%	\$453,391
CHABOT-LAS POSITAS COMMUNITY CD	Adult & Dislocated Worker Career Services	TRI-VALLEY	14%	\$244,133
Sub-total AJCC/Career Service Providers				\$1,743,810
Total WIOA Funding Recommendations				\$2,842,893

* Countywide and sub-region option was allowable in the RFP criteria.

ITEM VI.F. – ACTION / PUBLIC HEARING

BUSINESS SERVICES UNIT PERFORMANCE MEASURES PY 2018/2019

ORGANIZATIONAL EFFECTIVENESS (OE) COMMITTEE RECOMMENDATIONS:

That the Alameda County Workforce Development Board (ACWDB) reviews and approves the following in regards to Business Services Unit (BSU) performance goals for PY 2018/2019:

1. Collecting baseline data from steering committee and other partners coordinating employer services under the new Business Engagement Plan to determine BSU performance measures;
2. Modifying the current BSU Performance Measures to include the five (5) general performance measures for PY 2018/2019 that are outlined in the item.

BACKGROUND:

At the December 14, 2017 Workforce Development Board (WDB) Committee meeting, the Workforce Board approved the adoption of a new business engagement model to be implemented by the BSU starting in PY 2018/2019. In the new model, the BSU will continue to provide services such as customized training and rapid response activities to employers while also assuming the role of “intermediary” to internal and external partners to better coordinate employer-focused services throughout the County. The new model will allow the BSU to leverage employer resources and ensure stronger coordination and relationships with mandated Workforce Innovation and Opportunity Act Memorandum of Understanding (MOU) partners as well as service providers, and industry partnerships.

Transitioning to this model will require assessing the type of data the BSU will want to collect to measure performance. To maximize the work of the BSU and ensure staff is establishing metrics that best reflect outcomes in the new model, staff will focus PY 2018/2019 on collecting baseline data from employer-facing partner organizations (e.g. Employment Development Departments, East Bay Economic Development Alliance and Alameda County Social Services Agency, etc.). Collecting data at the outset will also help avoid duplicative efforts across agencies and will help BSU identify gaps in collecting information that could potentially be filled by ACWDB.

Data to be collected in PY 2018/2019 will include:

- Types of performance measures partner agencies have for interfacing with businesses
- Systems or technology partners use to track data to assess alignment
- Use of the CalJOBS system and benefit to partners
- Assessment of partner capacity and area of special focus

At the same time, the BSU will continue to report on business engagement activities to the OE Committee and WDB annually as reported in the BSU Performance Indicator Report (see Attachment VI.F.2. Alameda County Workforce Development Board’s Business Services Unit Performance Indicator Report PY 2016/2017).

For PY 2018/2019, staff recommends that the performance measures be slightly modified to more accurately reflect the BSU's activities. The five (5) measures below include:

Serve 15 new businesses
Provide services to 12 small businesses
Enhance Rapid Response/Layoff aversion services to generate 5 additional business relationships through the use of the EconoVue research tool, business assistance to employers, and training support to employers
Build local and regional collaboration with industry, trade, economic development and other business-oriented partners
75% of events align with the Industry Sector and Occupational Framework (ISOF)

ORGANIZATIONAL EFFECTIVENESS COMMITTEE DISCUSSION:

The OE Committee met and discussed the recommendation on April 11, 2018. Committee members requested PY 2017/2018 BSU performance outcomes to-date to assist in assessing future performance goals (see Attachment VI.F.1). Alameda County Workforce Development Board's Business Services Unit Performance Indicator Report: PY 2017/2018: 3rd Quarter; 7/1/2017 through 3/31/2018). Committee members also questioned when performance goals and benchmarks would be established and requested that progress reports be presented to the OE Committee in PY 2018/2019. ACWDB staff will be establishing performance goals in the first quarter of PY 2018/2019 and will provide performance progress reports to the OE Committee with an initial update in the fall.

The OE Committee unanimously approved the recommendation and moved it forward to the full Board for approval.

For further information, contact Samantha Miller, Program Financial Specialist at (510) 259-3832 or email samiller@acgov.org.

ATTACHMENTS:

- VI.F.1. Alameda County Workforce Development Board's Business Services Unit Performance Indicator Report: PY 2017/2018: 3rd Quarter; 7/1/2017 through 3/31/2018
- VI.F.2. Alameda County Workforce Development Board's Business Services Unit Performance Indicator Report: PY 2016/2017

ALAMEDA COUNTY WORKFORCE DEVELOPMENT BOARD'S BUSINESS SERVICES UNIT
PERFORMANCE INDICATOR REPORT
PY 2017/2018: 3rd Quarter; 7/1/2017 through 3/31/2018

GOALS/INDICATORS	ISOF SECTORS	SERVICES PROVIDED	STATUS	
1. Serve 16 new businesses		<input type="checkbox"/> Business Assistance Program/Manex <input type="checkbox"/> Customized Training <input checked="" type="checkbox"/> Rapid Response Service <input type="checkbox"/> Layoff Aversion <input type="checkbox"/> Partner Referrals <input checked="" type="checkbox"/> Resource Referrals <input type="checkbox"/> Employment Training Panel (ETP) <input type="checkbox"/> Other Services	<p><u>Rapid Response</u>: 11 businesses served; total affected workers 1936 including Pacific Steel Casting, Wargaming, Rolls Royce Engines, Toys R Us, Depomed, Formation Brands, Essendent, Comcast, Daiso, and Seagate</p> <p><u>Partner Referrals</u>: 10 businesses referred to partners for additional services, including Rexel Holdings, Masonic Homes, School Foodies, Packers Sanitation Services, ASD Treatments, Alpi International, and Inphenix.</p>	
	Advanced Manufacturing/Transportation & Warehousing Industry Cluster			#
	Healthcare and Social Assistance			9
	Construction			3
	Professional Scientific Technical Services			8
	Other Non-Priority Industry			3
	Total			23
2. 25% of Businesses served are fully engaged with the system	Advanced Manufacturing/Transportation & Warehousing Industry Cluster Healthcare and Social Assistance ICT	<input type="checkbox"/> Business Assistance Program/Manex <input checked="" type="checkbox"/> Customized Training <input type="checkbox"/> Labor Market Information <input checked="" type="checkbox"/> Rapid Response Service <input checked="" type="checkbox"/> Layoff Aversion <input type="checkbox"/> Partner Referrals <input checked="" type="checkbox"/> Work Based Learning Coordination <input checked="" type="checkbox"/> Other Engagement	<ul style="list-style-type: none"> • Surplus Services (Transportation & Logistics) completed Incumbent Worker Training in Inventory Management; Lawrence Livermore National Lab (Engineering) completed Heat Treat training in December. • OvenFresh (Manufacturing) successfully received ETP funds through the BAP program, to continue training based on the Core Value Assessment. • PCC Structural was able to hire from 3 people from Rolls Royce and 2 from Pacific Steel • PharMerica was a placement agency Kindard Care took the jobs in house. • <u>Work-Based Learning (WBL) Coordination</u>: Business meetings with Sugar Bowl Bakery, with education partners to arrange WBL activities. 	
3. Provide Services to 12 Small Businesses (<100 employees)		<input checked="" type="checkbox"/> Business Assistance Program/Manex <input type="checkbox"/> Customized Training <input type="checkbox"/> Labor Market Information <input type="checkbox"/> Rapid Response Service <input checked="" type="checkbox"/> Layoff Aversion	<p><u>BAP + Program/Layoff Aversion</u>:</p> <ul style="list-style-type: none"> • 2 Core Values Assessment/ETP Application Assistance provided to OvenFresh Bakery and Pacific Steel Casting 	
	Advanced Manufacturing/Transportation & Warehousing Industry Cluster			#
	Healthcare and Social Assistance			2

Attachment VI.F.1.

	Construction		<input type="checkbox"/> Other Services	<ul style="list-style-type: none"> • Presentation on Business Services for 7 small businesses at Small Business Forum sponsored by Assemblymember Bill Quirk • Presentations on Business Services to 20 small businesses at Executive Advisory Council meetings
	Professional Scientific Technical Services	5		
	Total	9		
4. Enhance Rapid Response/Layoff Aversion services to generate additional business relationships	Business Engagement to increase number of new employers engaging in participation of rapid re-employment, job fairs, and referrals for business services		<input type="checkbox"/> Business Assistance Program/Manex <input type="checkbox"/> Customized Training <input type="checkbox"/> Incumbent Worker Training <input type="checkbox"/> Work-sharing Program <input checked="" type="checkbox"/> Layoff Aversion referrals (EBEDA, SBDC, etc.) <input checked="" type="checkbox"/> Rapid Reemployment	<ul style="list-style-type: none"> • Comprehensive Rapid Response Activities for Pacific Steel Casting and Rolls Royce resulted in 3 people being hired by PCC Structurals. SAS & Dreisbach recruitment from Formation Brands directly. Job fairs provide opportunities for rapid re-employment or possible job opportunities in the near future for some of the dislocated workers which would minimize time on UI.
5. Build Local & Regional Collaboration with Industry, Trade, Education and other Business oriented partners	<p>Educational Institutions: Ohlone College College of Alameda Laney College Chabot College Castro Valley Adult School Hayward Adult School Eden Area ROP</p> <p>Career Pathway Trust Grant (CPT 1 & CPT 2) Unified School Districts in North Cities Peralta District & Al. Co. Office of Education (ACOE) <u>Sectors include:</u> Healthcare and Social Assistance Professional Scientific Technical Services Advanced Manufacturing/Transportation and Warehousing Industry Cluster</p> <p>East Bay Works (EBW)</p> <p>East Bay Manufacturing Partnership (EBMP) Transportation & Logistics Partnership East Bay ICT Partnership East Bay Healthcare Partnership</p>		<input checked="" type="checkbox"/> Local Colleges/Universities <input checked="" type="checkbox"/> Labor Union <input checked="" type="checkbox"/> Community Based Organizations <input checked="" type="checkbox"/> Workforce Development Boards <input type="checkbox"/> Business Associations <input type="checkbox"/> Others Services	<ul style="list-style-type: none"> • Convened bi-monthly Business Services Partnership meeting with staff from SSA, KRA, and ACWDB BSU Dept. • Presentation to adult school partners at Mid-Alameda County Consortium Professional Adult Symposium. • STEM Core Discussion with ACOE, Growth Sector, Oakland Chamber, ACWDB staff. • Columbus Foods, The English Center collaboration for employees and ESL. • Continue participation in Bay Area Pre-Apprentice Pathway (EB TAP) Consortia partnership with OPIC; Rising Sun; Alameda BTC; CCC BTC; and their affiliates. • Storm Grant Partnership with East Bay Regional Park District and Alameda Public Works Agency – received \$800K from the state to place 60 Dislocated Workers who will provide assistance to these two Public Agencies to help clean-up public lands from the winter storms of 2016/17. • Participated in Contra Costa Veteran’s Job Fair w/CCWDB, EDD, ACWDB. • Participated in Eden Area ROP WBL Committee Meetings. • East Bay Transportation & Logistics Partnership quarterly meetings and tour of

Attachment VI.F.1.

			<p>Patterson High School Supply Chain and Logistics Program and Amazon.</p> <ul style="list-style-type: none"> • Manufacturing Lunch at Type A Machines: Filling the Talent Pipeline (EBMP). • Attended Biomedical Emergence in East Bay Presentation at Hayward City Hall.
<p>6. Expansion of WDB’s Business Network with local Economic Development</p>	<p>N/A</p>	<p>Local Economic Development Agencies:</p> <ul style="list-style-type: none"> <input checked="" type="checkbox"/> Alameda <input type="checkbox"/> Alameda County Unincorporated (Ashland/Cherryland) <input checked="" type="checkbox"/> Berkeley <input type="checkbox"/> Dublin <input checked="" type="checkbox"/> Emeryville <input checked="" type="checkbox"/> Fremont <input checked="" type="checkbox"/> Hayward <input checked="" type="checkbox"/> Livermore <input type="checkbox"/> Pleasanton <input type="checkbox"/> Newark <input type="checkbox"/> Union City <input type="checkbox"/> Others 	<ul style="list-style-type: none"> • Attendance at East Bay EDA Director’s Council meetings with ED staff • Orientation meetings with ED staff from City of Hayward for new businesses. • Collaboration with ED staff from City of Fremont on Ohlone Night of Science for Nat’l Manufacturing Day • City of Berkeley ED staff spoke at quarterly North Cities Partnership meeting. • City of Emeryville collaboration for Career Pathways Trust activities. • City of Alameda collaboration for Career Pathways Trust activities and workforce topics.

ALAMEDA COUNTY WORKFORCE DEVELOPMENT BOARD'S BUSINESS SERVICES UNIT
PERFORMANCE INDICATOR REPORT
PY 2016-2017

GOALS/INDICATORS	ISOF SECTORS	SERVICES PROVIDED	STATUS	
1. Serve 16 new businesses		#	<input checked="" type="checkbox"/> Business Assistance Program/Manex	<p><u>BAP + Program/Layoff Aversion:</u> 8 Assessments and Core Values Assessments completed. New businesses included: PCC Structurals, Compactor Mgmt., Steri-Tek, Surplus Services, and GM Associates.</p> <p><u>Rapid Response:</u> 34 businesses served; total affected workers - 1859 (all completed) including ATPA, Jamba Juice, Morton Salt, Nidec, US Cold Storage, Epicor Software, and American Food Equipment Co.</p> <p><u>Partner Referrals:</u> 25 businesses referred to partners for additional services, including Rexel Holdings, SOS Security, Masonic Homes, School Foodies, Packers Sanitation Services, ASD Treatments, Alpi International, and Inphenix.</p> <p><u>Customized Training:</u> Columbus Foods</p> <p><u>Work-Based Learning (WBL) Coordination:</u> Business meetings with Mango Materials and Singulex with education partners to arrange WBL activities.</p>
	Advanced Manufacturing/Transportation & Warehousing Industry Cluster	29	<input checked="" type="checkbox"/> Customized Training	
			<input type="checkbox"/> Labor Market Information	
	Healthcare and Social Assistance	10	<input checked="" type="checkbox"/> Rapid Response Service	
	Construction	1	<input checked="" type="checkbox"/> Layoff Aversion	
	Professional Scientific Technical Services	6	<input checked="" type="checkbox"/> Partner Referrals	
	Other Non-Priority Industry	18	<input checked="" type="checkbox"/> Others	
Total	64	<input checked="" type="checkbox"/> Work Based Learning Coordination		
2. 25% of Businesses served are fully engaged with the system	Advanced Manufacturing/Transportation & Warehousing Industry Cluster Healthcare and Social Assistance	<input type="checkbox"/> Business Assistance Program/Manex <input checked="" type="checkbox"/> Customized Training <input type="checkbox"/> Labor Market Information <input checked="" type="checkbox"/> Rapid Response Service <input checked="" type="checkbox"/> Layoff Aversion <input type="checkbox"/> Partner Referrals <input checked="" type="checkbox"/> Other Engagement	<ul style="list-style-type: none"> • Columbus Foods completed Incumbent Worker Training in May 2017. • Businesses engaged in WBL activities with Albany USD and were consulted for customized training opportunities. • Harvest Foods, Surplus Service and PCC Structurals from 2106-2017 Business Assistance Program. • Mastec North American was able to relocate the majority of their workers to a 	

Attachment VI.F.2.

				<p>competitor only six miles away. Layoff Aversion for 120 people.</p> <ul style="list-style-type: none"> • Meadowbrook Meat was able to relocate many of their workers to their Central Valley Locations or find placements with their local competitor. Layoff Aversion of 92 people. 												
<p>3. Provide Services to 12 Small Businesses (<100 employees)</p>	<table border="1"> <thead> <tr> <th></th> <th align="center">#</th> </tr> </thead> <tbody> <tr> <td>Advanced Manufacturing/ Transportation & Warehousing Industry Cluster</td> <td align="center">7</td> </tr> <tr> <td>Healthcare and Social Assistance</td> <td align="center">4</td> </tr> <tr> <td>Construction</td> <td></td> </tr> <tr> <td>Professional Scientific Technical Services</td> <td align="center">3</td> </tr> <tr> <td>Total</td> <td align="center">14</td> </tr> </tbody> </table>		#	Advanced Manufacturing/ Transportation & Warehousing Industry Cluster	7	Healthcare and Social Assistance	4	Construction		Professional Scientific Technical Services	3	Total	14		<ul style="list-style-type: none"> <input checked="" type="checkbox"/> Business Assistance Program/Manex <input type="checkbox"/> Customized Training <input type="checkbox"/> Labor Market Information <input type="checkbox"/> Rapid Response Service <input checked="" type="checkbox"/> Layoff Aversion <input type="checkbox"/> Others 	<ul style="list-style-type: none"> • BAP + Program (ACWDB/Manex) with Core Value Business Assessment/Layoff Aversion: Harvest Foods, Borden Lighting, PCC Structurals, Compactor Mgmt., Steri-Tek, Surplus Services, GM Associates and Vintage 99. • ACWDB will continue the ACWDB/Manex BAP Program for PY 2017-2018. • Outreach and referral to businesses for ACWDB's Small Business Workforce Development Symposium (Dec. 2016) with California Small Business Association, Manex, Go-Biz, KRA, EDD/ETP, Small Business Development Center, WBA, EBEDA, local Economic Development, Chabot Las Positas, Santini Foods and Boy Scouts of America. • Rapid Response filed and received approval for 4 Trade Act Adjustment applications all for small businesses.
	#															
Advanced Manufacturing/ Transportation & Warehousing Industry Cluster	7															
Healthcare and Social Assistance	4															
Construction																
Professional Scientific Technical Services	3															
Total	14															
<p>4. Enhance Rapid Response/Layoff Aversion services to generate additional business relationships</p>	<p>Business Engagement to increase number of new employers engaging in participation of rapid re-employment, job fairs, and referrals for business services</p>		<ul style="list-style-type: none"> <input type="checkbox"/> Business Assistance Program/Manex <input type="checkbox"/> Customized Training <input type="checkbox"/> Incumbent Worker Training <input type="checkbox"/> Work-sharing Program <input checked="" type="checkbox"/> Layoff Aversion referrals (EBEDA, SBDC, etc.) <input checked="" type="checkbox"/> Rapid Reemployment <input checked="" type="checkbox"/> Others Services 	<ul style="list-style-type: none"> • Comprehensive Rapid Response Activities for ATPA; Jamba Juice; Morton Salt; Nidec; US Cold Storage; Epicor Software; American Food Equipment Co., including TAA and job fairs in which companies participate for the companies' soon-to be dislocated workers. Job fairs produced opportunities for rapid re-employment or possible opportunities in the near future for some of the workers which would minimize time on UI. • Internal meeting to use CalJobs to search for information on Dislocated Workers resulting from Rapid Response events. 												
<p>5. Build Local & Regional Collaboration with Industry,</p>	<p>Educational Institutions: Ohlone College College of Alameda</p>		<ul style="list-style-type: none"> <input checked="" type="checkbox"/> Local Colleges/Universities <input checked="" type="checkbox"/> Labor Union <input checked="" type="checkbox"/> Community Based Organizations 	<ul style="list-style-type: none"> • Convened monthly Business Services Partnership meeting with staff from SSA, KRA, EDD and ACWDB BSU Dept. 												

Attachment VI.F.2.

<p>Trade, Education and other Business oriented partners</p>	<p>Laney College Chabot College Castro Valley Adult School Hayward Adult School Eden Area ROP</p> <p>Career Pathway Trust Grant (CPT 1 & CPT 2)</p> <p>Unified School Districts in North Cities Peralta District & Al. Co. Office of Education (ACOE) <u>Sectors include:</u> Healthcare and Social Assistance Professional Scientific Technical Services Advanced Manufacturing/Transportation and Warehousing Industry Cluster</p> <p>East Bay <i>Works</i> (EBW)</p> <p>East Bay Manufacturing Partnership (EBMP) Transportation & Logistics Partnership</p> <p>Hayward Chamber of Commerce</p>	<p><input checked="" type="checkbox"/> Workforce Development Boards <input type="checkbox"/> Business Associations <input type="checkbox"/> Others</p>	<ul style="list-style-type: none"> • <i>Manufacturing Strikes Back!</i> 7 person employer and education panel (Oct. 2016) for parent, educators and youth. Committee included reps from Hayward USD, PilotCity, East Bay Advanced Manufacturing Partnership, Hayward High School, Manex and City of Hayward. • CPT II panel on Workforce Development Boards relationships with Community Colleges • CPT II convenings with Urban Strategies, five continuation schools in Alameda County, ACOE,OWDB, CCWDB. • STEM Core Discussion with ACOE, Growth Sector, Oakland Chamber, ACWDB staff. • Columbus Foods, The English Center collaboration for employees and ESL . • Participation in new Bay Area Pre-Apprentice Pathway (EB TAP) Consortia partnership with OPIC; Rising Sun; Alameda BTC; CCC BTC; and their affiliates. • Storm Grant Partnership with East Bay Regional Park District and Alameda Public Works Agency – received \$800K from the state to place 60 Dislocated Workers who will provide assistance to these two Public Agencies to help clean-up public lands from the winter storms of 2016/17. • Participated in Contra Costa Veteran’s Job Fair w/CCWDB, EDD, ACWDB. • Participated in Eden Area ROP WBL Committee Meetings. • Attended EBW Coordination Team Meetings and Business Services convenings. • Referred businesses and volunteered at <i>Make It. Move It. Advanced Manufacturing & Transportation & Logistics Summit</i> (Sept. 2016) – more than 230 companies attended. • East Bay Transportation & Logistics Partnership quarterly meetings and tour of Patterson High School Supply Chain and Logistics Program and Amazon.
---	--	--	--

Attachment VI.F.2.

			<ul style="list-style-type: none"> • Manufacturing Lunch at Type A Machines: Filling the Talent Pipeline (EBMP). • Alignment East Bay: Education & Workforce Alliance meeting with Peralta Community Colleges. • Attended Biomedical Emergence in East Bay Presentation at Hayward City Hall.
<p>6. Expansion of WDB’s Business Network with local Economic Development</p>	<p>N/A</p>	<p>Local Economic Development Agencies:</p> <ul style="list-style-type: none"> <input checked="" type="checkbox"/> Alameda <input type="checkbox"/> Alameda County Unincorporated (Ashland/Cherryland) <input checked="" type="checkbox"/> Berkeley <input type="checkbox"/> Dublin <input checked="" type="checkbox"/> Emeryville <input checked="" type="checkbox"/> Fremont <input checked="" type="checkbox"/> Hayward <input checked="" type="checkbox"/> Livermore <input type="checkbox"/> Pleasanton <input type="checkbox"/> Newark <input type="checkbox"/> Union City <input checked="" type="checkbox"/> Others 	<ul style="list-style-type: none"> • Collaboration with City of Livermore Economic Development on Manufacturing Careers Hiring Event, featuring Draexlmaier, Lawrence Livermore National Lab, SolarCity and BakeFresh. • Orientation meetings with ED staff from City of Hayward for new businesses. • City of Berkeley ED staff spoke at quarterly North Cities Partnership meeting. • City of Emeryville collaboration with Emery H.S. for Career Pathways Trust activities. • City of Alameda collaboration with Alameda USD for Career Pathways Trust activities.

ITEM VI.G. – ACTION / PUBLIC HEARING

CERTIFICATION FOR THE EDEN AREA COMPREHENSIVE AMERICA'S JOB CENTER OF CALIFORNIA

ORGANIZATIONAL EFFECTIVENESS (OE) COMMITTEE RECOMMENDATIONS:

That the Alameda County Workforce Board (ACWDB) approve the following recommendations:

1. Approve the Certification of the Eden Area Comprehensive America's Job Center of California (AJCC);
2. Authorize the Chair of the Board to sign the Comprehensive AJCC Certification Matrix – Hallmarks of Excellence.

BACKGROUND:

Under the Workforce Innovation and Opportunity Act (WIOA), Local Boards are required to certify the Comprehensive AJCC, every three years, by conducting an independent and objective evaluation in accordance with the State Board's criteria and procedures. The goals of certification process are to: 1) seek alignment of the AJCC operations with the California's WIOA State Plan and the Department of Labor's vision for an effective AJCC; 2) set standards for consistent high-quality services for customers; and 3) commit to a process of continuous improvement. An in-depth overview of the certification process was provided at the Joint Committee meeting on February 21, 2018.

There are two levels of certification – Baseline and Hallmarks of Excellence. The Baseline AJCC Certification, which focused on compliance with WIOA statutes and regulations was successfully completed by the Alameda County Workforce Development Board (ACWDB) staff and submitted to the State in December 2017. The second level – Hallmarks of Excellence, a total of eight, are concentrated on continuous improvement through identifying the AJCC's strengths and areas of improvement and developing continuous improvement goals. For successful certification, the AJCC must receive a ranking of three (3) or better in each hallmark.

A consultant was retained on the behalf of the ACWDB to conduct the evaluation and develop the continuous improvement plan. The consultant has toured the Comprehensive AJCC, interviewed AJCC staff and partners, and reviewed customer feedback reports, system collateral and operational documentation to evaluate and rank each Hallmark of Excellence.

ORGANIZATIONAL EFFECTIVENESS DISCUSSION:

On April 11, 2018 the consultant presented the outcome of the Comprehensive AJCC evaluation including rankings for each Hallmark of Excellence and a high level summary of strengths and improvement opportunities (see Attachment VI.G.I.).

Committee members asked for a copy of the full evaluation report and staff stated the final report would be made available. Additionally, committee members asked for clarification on system related improvement opportunities and how they would be funded. The consultant explained that improvements are recommendations to explore and not mandates to implement.

The OE Committee members voted and unanimously approved staff's recommendations to certify the Eden Comprehensive AJCC.

For more information please contact, Rhonda Boykin, Assistant Director at 510-259-3844 or through email at rboykin@acgov.org.

ATTACHMENT:






VI.G.1. – Summary Results: Hallmarks of Excellence

CERTIFICATION FOR THE EDEN AREA COMPREHENSIVE AMERICA'S JOB CENTER OF CALIFORNIA

Summary Results: Hallmarks of Excellence

Ranking Definition

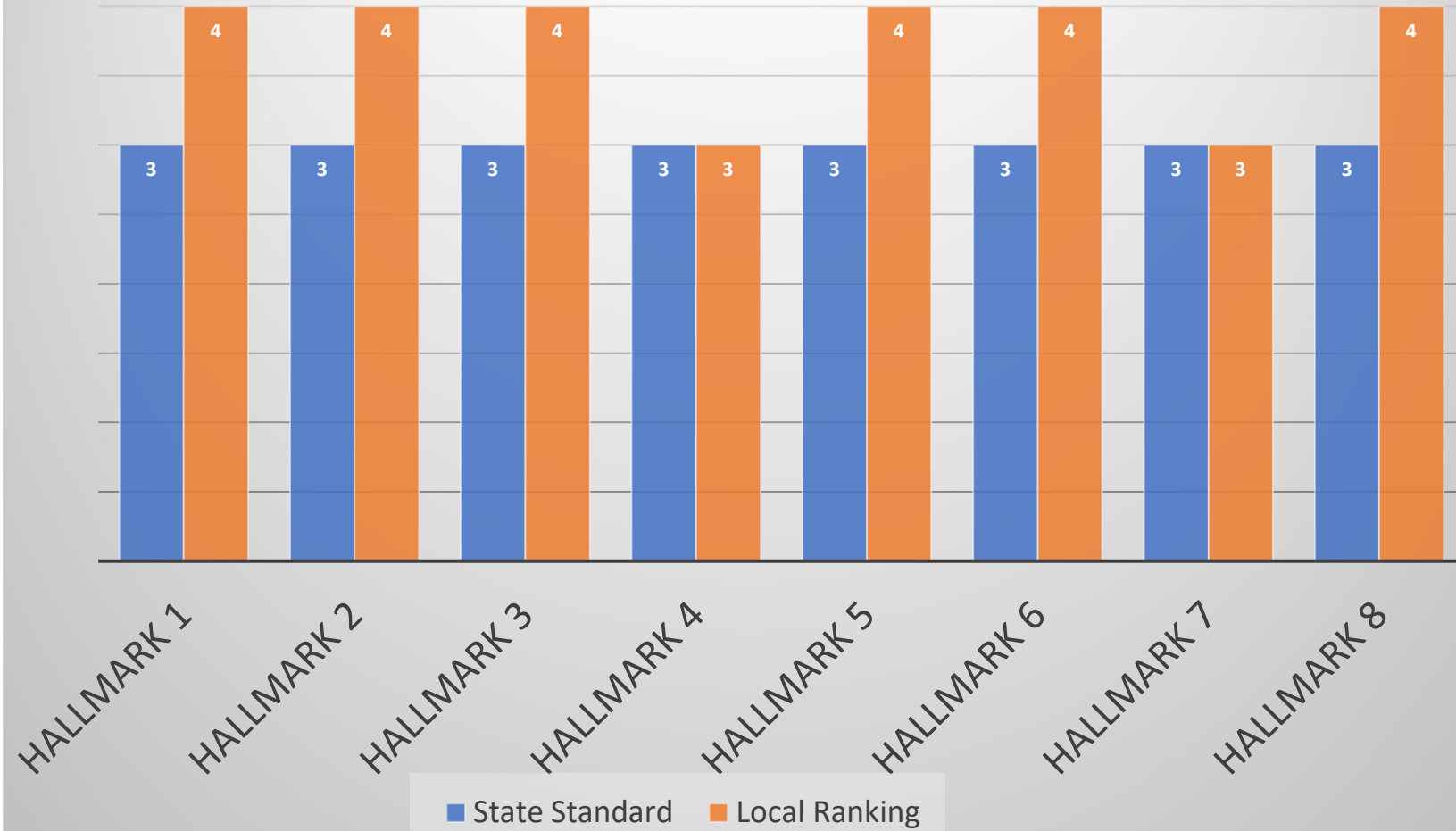
Each individual Hallmark of Excellence is ranked on a scale of 1 to 5:

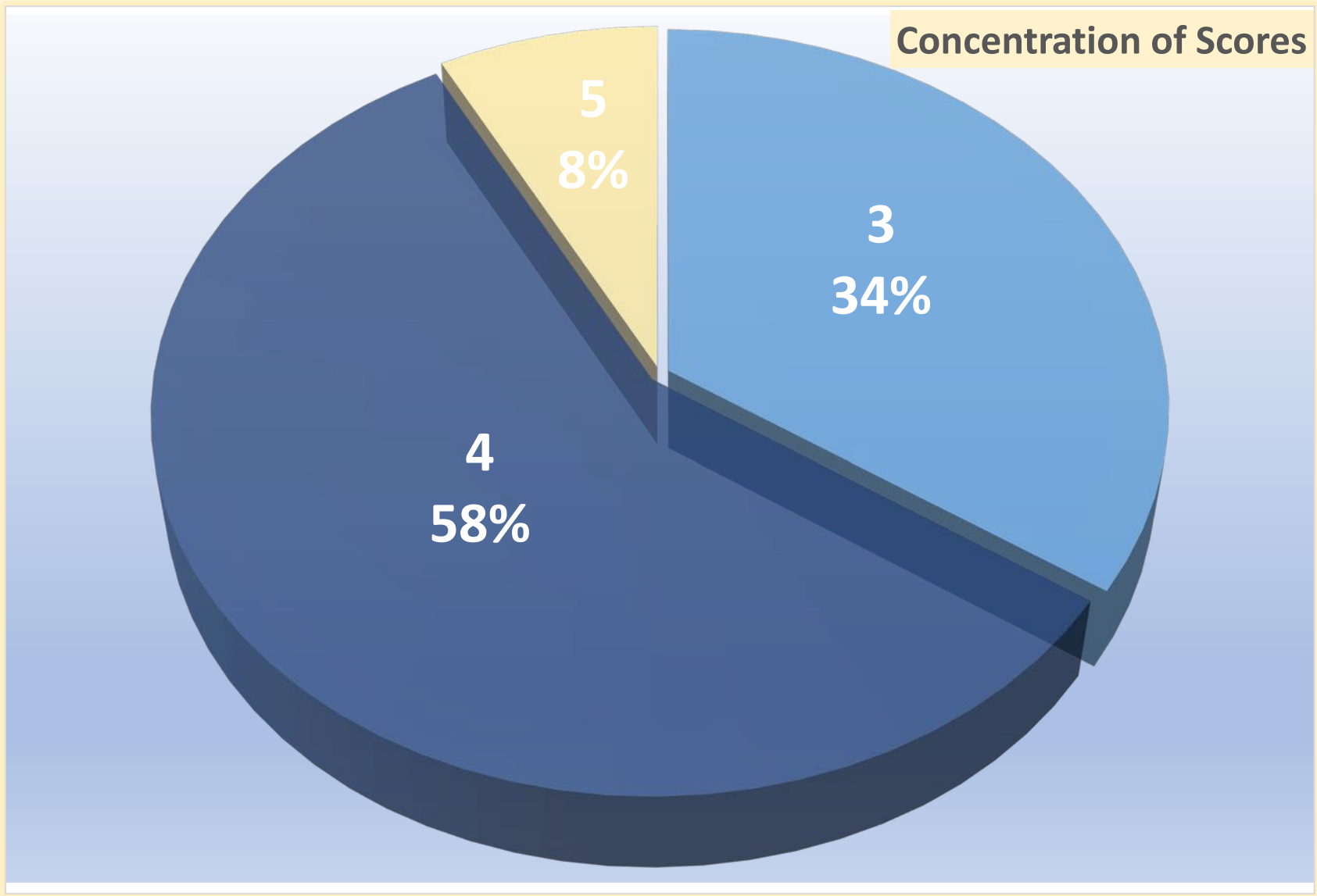
	1 = No progress on the hallmark at this time.
	2 = Have started progress on the hallmark but not yet satisfactory.
	3 = Have a satisfactory amount of the hallmark in place the majority of the time.
	4 = Significantly meeting the hallmark with room for improvement.
	5 = Achieving and excelling at the hallmark.

Eden Area AJCC Summary of Rankings

The Hallmarks of Excellence	Ranking
1. The AJCC physical location and facility enhances the customer experience	4
2. The AJCC ensures universal access with an emphasis of individuals with barriers to employment	4
3. The AJCC actively supports the One-Stop system through effective partnerships	4
4. The AJCC provides integrated, customer-centered services	3
5. The AJCC is an on-ramp for skill development and the attainment of industry-recognized credentials which meet the needs of targeted regional sectors and pathways	4
6. The AJCC actively engages industry and labor and supports regional sector strategies through an integrated business service strategy that focuses on quality jobs	4
7. The AJCC has high-quality, well-informed, cross-trained staffing	3
8. The AJCC achieves business results through data-driven continuous improvement	4
Total Ranking for Hallmarks of Excellence:	4

State Standard vs Local Ranking





*Did not have any scores of 1 or 2

Hallmark #1**Score 4****The AJCC physical location and facility enhances the customer experience****Strengths**

- Conveniently located in a government multi-service building
- Excellent emergency evacuation and safety procedures

Improvement Opportunity

- Seek a cost offset for parking
- Implement no-cost Wi-Fi

Hallmark #2**Score 4****The AJCC ensures universal access with an emphasis of Individuals with barriers to employment****Strengths**

- Evening hours every Wednesday until 7PM
- Robust Veteran Service Priority awareness

Improvement Opportunity

- More human-centered design resources
- Make Limited English Proficiency Plan available in other languages

Hallmark #3**Score 4****The AJCC actively supports the One-Stop system through effective partnerships****Strengths**

- Strong collaborative AJCC partnerships
- Off-site workshops: meeting clients where they are

Improvement Opportunity

- Explore collaborative referral tracking system
- Continue to update partner service inventory

Hallmark #4		Score 3
The AJCC provides integrated customer-centered services		
Strengths	Improvement Opportunity	
<ul style="list-style-type: none"> • Integrated AJCC greeter function • Established co-enrollment protocols 	<ul style="list-style-type: none"> • Finalize AJCC partners organizational chart • Update AJCC partner's client flow chart 	

Hallmark #5		Score 4
The AJCC is an on-ramp for skill development and the attainment of industry-recognized credentials which meet the needs of targeted regional sectors and pathways		
Strengths	Improvement Opportunity	
<ul style="list-style-type: none"> • Metrix Learning expands access to skills attainment • Staff has high-awareness of sector alignment 	<ul style="list-style-type: none"> • Increase staff tours of CTE and other partner trainings • Designate specialized sector staff at AJCC 	

Hallmark #6		Score 4
The AJCC actively engages industry and labor and supports regional sector strategies through an integrated business services strategy that focuses on quality on quality jobs.		
Strengths	Improvement Opportunity	
<ul style="list-style-type: none"> • Advanced Manu. & Banking Sector Symposium • Staff is knowledgeable of local economy 	<ul style="list-style-type: none"> • Expand access to business publications and resources • Expand sector symposium to all priority sectors 	

Hallmark #7		Score 3
The AJCC has high-quality, well-informed and cross-trained staffing		
Strengths	Improvement Opportunity	
<ul style="list-style-type: none"> • Quarterly One-Stop partners meetings • Strong staff capacity building 	<ul style="list-style-type: none"> • Implement a training tracking mechanism that includes partners • Expand partner service eligibility training 	

Hallmark #8		Score 4
The AJCC achieves business results through data-driven continuous improvement		
Strengths	Improvement Opportunity	
<ul style="list-style-type: none"> • Robust performance reporting and monitoring • Good client feedback channels – YELP/Surveys 	<ul style="list-style-type: none"> • Explore tracking mechanism for better client data • Reserve time to monitor feedback channels weekly 	

ITEM VI.H. – ACTION / PUBLIC HEARING

APPROVAL OF ALAMEDA COUNTY WORKFORCE DEVELOPMENT BOARD PRELIMINARY ANNUAL BUDGET – PY 2018/2019

EXECUTIVE COMMITTEE RECOMMENDATION:

That the Alameda County Workforce Development Board (ACWDB) approve the Preliminary Annual Budget, as presented in Attachment VI.H.1-2, for Program Year (PY) 2018/2019 for Workforce Innovation and Opportunity Act (WIOA) activities and services funded by the WIOA Formula Allocations and Discretionary Grants.

BACKGROUND:

Each year the ACWDB approves an annual budget for the activities and services implemented in the Local Workforce Development Area (Local Area). At a minimum, the annual budget includes WIOA Adult, Dislocated Worker, Rapid Response, and Youth Formula funding allocated to the Local Area. Where applicable, the annual budget shall include other revenues under the direction of ACWDB. The budget addresses grant-source revenues and the projected ACWDB Department and WIOA program expenditures for the full program year of July 1, 2018 through June 30, 2019, as presented in the attachments to this Item.

It is stated in the ACWDB Bylaws that the Executive Committee will review the annual budget and present recommendations to the full Board.

BUDGET CONSIDERATIONS:

Revenue for PY 2018/2019

WIOA Formula Grants – State Allocations

Program Year 2018/2019 WIOA Adult, Dislocated Worker, Rapid Response, and Youth Formula allocations are not yet available from the State of California. For planning purposes, staff is utilizing the EDD planning estimates for WIOA Adult, Dislocated Worker, and Youth funding issued on April 26, 2018. PY 2017/2018 WIOA Formula funding allocation are used for Rapid Response programs. Once the final allocations are known, staff will make the necessary, final calculations in order to proceed with implementing program services for PY 2018/2019.

Training Set-Aside

For PY 2018/2019, California WIOA requires that each Local Board spend an amount that is at least 30% of the total WIOA Adult plus total Dislocated Worker Formula funds allocated to the Local Area for each program year on training. Of the 30% amount, 20% must be from the WIOA Adult and/or Dislocated Workers Formula funds, and up to 10% of the 30% amount may be from other funds, including WIOA Discretionary funds and non-WIOA funds spent on training of participants. The 20% is a minimum requirement and is therefore taken off the top of each allocation for Adults and Dislocated Workers.

Discretionary Grants

ACWDB staff have been proactive in applying for and winning several discretionary grant awards over the past several years. Funds from discretionary grants can be used to support current programs, but typically allow for an expanded range of services and strategies for a variety of target groups. Discretionary funds supplement the WIOA Formula allocation and enhance services as well as offset administrative costs for special projects.

Several ACWDB discretionary grant programs end during PY 2017/2018: H1B Ready-to-Work, Workforce Accelerator – Measuring Customer Service, Career Pathways Trust I (Peralta CCD), and Beyond the Gates. Overall discretionary grant funding will decrease by \$740, 334 (50.4%) from PY 2017/2018 to PY 2018/2019, depending on actual carry-over funding as of June 30, 2018.

Once final PY 2018/2019 WIOA Formula allocations are received from the State, staff will assess the impact on the overall PY 2018/2019 budget and make final calculations in order to proceed with contracts.

Any necessary budget adjustments and associated actions resulting from final PY 2018/2019 WIOA Formula allocations and final discretionary grant carry-over funding will be brought back to the Executive Committee and ACWDB for approval in the late summer and early fall.

EXECUTIVE COMMITTEE DISCUSSION:

The Executive Committee met and discussed this recommendation on April 30, 2018. Discussion included the need to continue to pursue discretionary funding, the ongoing downward trend in WIOA Formula funding, and the need for increased partnerships and leveraging of non-WIOA resources to support the workforce system in Alameda County. The discussion also included the factors of the apparent disconnect between youth unemployment rates and the decrease in WIOA Youth funding. Staff also updated the Executive Committee on upcoming discretionary grant funding opportunities that may impact the ACWDB Budget for PY 2018/2019. The item passed unanimously.

For further information, please contact Jennifer Mitchell, Program-Financial Specialist, at (510) 259-3829 / email at: jennifer.mitchell@acgov.org.

ATTACHMENTS:

- VI.H.1. - WIOA Formula and Discretionary Grant Revenues – July 1, 2018 through June 30, 2019
- VI.H.2. - Planned Expenditures of ACWDB Revenues – July 1, 2018 through June 30, 2019

ALAMEDA COUNTY WORKFORCE DEVELOPMENT BOARD

PRELIMINARY ANNUAL BUDGET - PY 2018/2019
WIOA FORMULA and DISCRETIONARY REVENUES

GRANT / FUNDING SOURCE		AVAILABLE REVENUE	
		Preliminary PY 2018/2019	Approved PY 2017/2018
WIOA Formula Funds		May 2018	December 2017
1.	WIOA ADULT PROGRAMS	\$1,363,093	\$1,475,878
2.	WIOA DISLOCATED WORKERS	\$1,990,389	\$2,005,963
3.	WIOA YOUTH PROGRAMS	\$1,446,162	\$1,578,957
4.	WIOA RAPID RESPONSE	\$255,202	\$255,202
5.	WIOA RAPID RESPONSE / Layoff Aversion	\$42,781	\$42,781
6.	TOTAL WIOA FORMULA ALLOCATIONS (1)	\$5,097,627	\$5,358,781
Discretionary Funds			
7.	H1B - Ready-to-Work		\$137,000
8.	East Bay Slingshot Initiative		
9.	Workforce Accelerator - Measuring Customer Service		\$130,000
10.	Career Pathways Trust I (Peralta CCD)		\$42,000
11.	Career Pathways Trust II (ACOE)	\$145,000	\$105,000
12.	Beyond the Gates		\$333,000
13.	Career Pathways Trust II (San Jose Evergreen)	\$150,000	\$155,000
14.	Second Chance Act Smart Re-Entry Program (2)	\$150,000	
15.	Storm 2017 - Nat'l Dislocated Worker Grant Project (3)	\$283,333	\$566,667
16.	TOTAL DISCRETIONARY FUNDING	\$728,333	\$1,468,667
17.	TOTAL AVAILABILITY for PROGRAM YEAR	\$5,825,960	\$6,827,448

NOTES:

- (1) Funding levels include planning estimates for WIOA Adult, Dislocated Worker, and Youth funding based on EDD Information Notice dated 4/26/18.
Rapid Response & Layoff Aversion funding based on PY 2017/2018 funding levels.
- (2) ACWDB awarded \$419,563 for 10/1/17 through 9/30/20. No direct grant funding for first year (planning year, 2017-18). Grant funding for ACWDB to begin 10/1/18.
- (3) Storm Grant funding term ends 9/30/18. Funding may be extended beyond this date, due to delays in implementation Statewide and delays in release of funding increments at Federal level.

PRELIMINARY ANNUAL BUDGET - PY 2018/2019

PLANNED EXPENDITURES -- PY 2018/2019

WIOA FORMULA ALLOCATIONS & DISCRETIONARY GRANTS

For Period of: July 1, 2018 thru June 30, 2019	WIOA Formula Funds (1)	Discretionary Funds	Preliminary PY 2018/2019 BUDGET - May 2018	Approved PY 2017/2018 BUDGET - Dec 2017
Planned Expenditures:				
A. WIB Dept - Planning/Fiscal/Board Support	\$665,790	\$95,120	\$760,910	\$ 725,737
B. MIS Reporting - Tracking/Eligibility	\$366,521	\$43,100	\$409,621	\$ 445,294
C. Business Services	\$406,999	\$35,600	\$442,599	\$ 277,330
D. Systems Support	\$144,728	\$29,000	\$173,728	\$ 201,492
E. ITAs-OJTs / Employer / Customized Training Projects (2)	\$670,696 (20%)	\$335,349 (10%)	\$1,006,045 (30%)	\$ 1,050,704
F. One-Stop Comprehensive & Career Services	\$1,743,810		\$1,743,810	\$ 1,896,804
H. Youth Services & Strategies	\$1,099,083		\$1,099,083	\$ 1,231,586
I. Employer Services Hub				\$ 294,197
J. Discretionary Project Service Providers		\$190,164	\$190,164	\$ 704,304
K. Total Planned Expenditures	\$5,097,627	\$728,333	\$5,825,960	\$ 6,827,448
Total Revenue - Attachment A	\$5,097,627	\$728,333	\$5,825,960	
Total under / (over) allocation	0	0	0	

NOTES:

- (1) Funding levels included planning estimates for WIOA Adult, Dislocated Worker, and Youth funding based on EDD Information Notice of 4/26/18. Rapid Response and Layoff Aversion funding based on PY 2017-18 funding levels.
- (2) A minimum of 20% (planning estimate - \$670,696) of WIOA Adult + Dislocated Worker formula funds must be spent on training. Total training expenditures must equal or exceed 30% of the total WIOA Adult + Dislocated Workers Formula Allocation. Up to 10% (planning estimate - \$335,349) may be training dollars from other sources.

ITEM VIII.A.1. – REPORTS

LOCAL AREA PERFORMANCE REPORTS **ADULTS AND DISLOCATED WORKERS** **PY 2017/2018; Quarter 3; (7/1/2017 through 3/31/2018)**

BACKGROUND:

Under the previous legislation, Workforce Investment Act (WIA), Local Areas were measured in the following areas to determine Local Area Performance:

For Adults and Dislocated Workers:

1. Entered Employment Rate
2. Employment Retention Rate
3. Average Earnings

For Youth:

1. Placement in Employment/Education/Advanced Training
2. Attainment of a Certificate or Degree
3. Literacy/Numeracy Gains

UNDER WORKFORCE INNOVATION AND OPPORTUNITY ACT (WIOA):

WIOA is now fully implemented, so Local Area Performance Measures have been modified and now include:

For all WIOA Formula populations (Adults and Dislocated Workers and Youth):

1. Employment Rate at 2nd Quarter After Exit (Employment or Placement for Youth)
2. Employment Rate at 4th Quarter After Exit (Employment or Placement for Youth)
3. Median Earnings at 2nd Quarter After Exit
4. Credential Attainment within 4 Quarters After Exit

NOTE: “Placement” for Youth performance (specifically as referenced in items 1 and 2 above), is defined as placement in Employment, Advanced Training, Post-Secondary Education; or the Military.

Local Area Performance reports published through the State of California’s CalJOBS system still reflect WIA performance measures and goals.

FULL WIOA IMPLEMENTATION:

Effective PY 2017/2018 and beginning on July 1, 2017, The Alameda County Workforce Development Board (ACWDB) has fully implemented WIOA throughout all Adult, Dislocated Worker and Youth programs.

The Common Measures are not evaluated in “real time”. There is a minimum nine-month look back at participants who completed WIA/WIOA funded services.

AVAILABILITY OF REPORTS:

At the time the information for this packet was being assembled, quarterly reports were not yet available in the CalJOBS system. Therefore, Local Area Performance Reports and analysis will be provided to Board members in the form of a handout if they become available prior to the Board meeting.

Please contact Michele G. Garcia, MIS Administrator if you have any questions regarding Local Area Performance Reports. You can reach Michele at (510) 259-3802 or by email at mggarcia@acgov.org.

ITEM VIII.A.2. – REPORTS

YOUTH LOCAL AREA PERFORMANCE REPORTS **PY 2017/2018; 3rd Quarter; 7/1/2017 through 3/31/2018**

BACKGROUND:

Under the previous legislation, Workforce Investment Act (WIA), Local Areas were measured in the following areas to determine Local Area Performance for Youth:

1. Placement in Employment/Education/Advanced Training
2. Attainment of a Certificate or Degree
3. Literacy/Numeracy Gains

Local Area Performance reports published through the State of California’s CalJOBS system still reflect WIA performance measures and goals.

UNDER WORKFORCE INNOVATION AND OPPORTUNITY ACT (WIOA)

WIOA is now fully implemented, so Local Area Performance Measures have been modified and now include:

For all WIOA Formula populations (Adults and Dislocated Workers and Youth):

1. Employment Rate at 2nd Quarter After Exit (Employment or Placement for Youth)
2. Employment Rate at 4th Quarter After Exit (Employment or Placement for Youth)
3. Median Earnings at 2nd Quarter After Exit
4. Credential Attainment within 4 Quarters After Exit

NOTE: “Placement” for Youth performance (specifically as referenced in items 1 and 2 above), is defined as placement in Employment, Advanced Training, Post-Secondary Education; or the Military.

FULL WIOA IMPLEMENTATION

Effective PY 2017/2018 and beginning on July 1, 2017, the Alameda County Workforce Development Board (ACWDB) has fully implemented WIOA throughout all Adult, Dislocated Worker and Youth programs.

The Common Measures are not evaluated in “real time”. There is a minimum nine-month look back at participants who completed WIA/WIOA funded services.

AVAILABILITY OF REPORTS:

At the time the information for this packet was being assembled, quarterly reports were not yet available in CalJOBS. Therefore, Local Area Performance Reports and analysis will be presented to Board in the form of a handout should they become available prior to the meeting date.

Please contact Michele G. Garcia, MIS Administrator if you have any questions regarding Local Area Performance Reports. You can reach Michele at (510) 259-3802 or by email at mggarcia@acgov.org.

ITEM VIII.B.1. – REPORTS

SERVICES TO UNEMPLOYED RELATIVE TO LABOR FORCE PARTICIPATION WITHIN THE LOCAL AREA PY 2017/2018; Quarter 3

BACKGROUND:

The Alameda County Workforce Development Board's (ACWDB) America's Job Centers of California (AJCC) system serves a significant number of job seekers through Self-Directed activities. These job seekers, who are not yet enrolled in any Workforce Innovation and Opportunity Act (WIOA) funded programs, are commonly referred to as "Universal Customers".

Job seekers register themselves into the State's career networking system (CalJOBS) and then take advantage of services: workshops; computers; and other universal services that are offered through the AJCC system.

ACWDB has recognized that these services take both staff time and resources and should be tracked and reported as a statement to the level of services offered and traffic sustained through ACWDB's AJCC system. WIOA also encourages Local Areas to track the use of such services.

The State of California's CalJOBS system offers us the ability to report on the number of job seekers who reside within our Local Area and **who utilize the online CalJOBS system** to meet their job search and vocational training needs.

The attached report reflects the number of job seekers who reside within our Local Area and who have registered within the CalJOBS system – as compared to the total number of unemployed individuals in our Local Area (based on Labor Force Data provided by California's Labor Force Data for Cities, published in March, 2018).

For more information, please contact Michele Garcia, MIS Administrator at (510) 259-3814 or by email at mggarcia@acgov.org.

ATTACHMENT:

VIII.B.1.a. – REPORT Services to Unemployed PY 17-18 Q3

VIII.B.1.a. - REPORTS

**SERVICES TO UNEMPLOYED RELATIVE TO THE LABOR FORCE PARTICIPATION
WITHIN ALAMEDA COUNTY'S LOCAL WORKFORCE DEVELOPMENT AREA
PY 2017/18, 3rd Quarter; (07/01/2017 through 3/31/2018)**

Labor Force Participation	Planning Areas within ACWDB's Local Area				
	North Cities	Eden Area	Tri Cities	Valley	TOTAL
TOTAL LABOR FORCE by Planning Area ¹	101,500	285,500	294,400	117,700	799,100
Unemployment Number	3,300	8,400	10,600	3,800	26,100
Unemployment Rate	3.3%	2.9%	3.6%	3.2%	3.3%
TOTAL INDIVIDUALS RECEIVING SERVICES ²	1,348	2,844	2,189	1,383	7,764
% of Total Unemployed Labor Force Served³	40.8%	33.9%	20.7%	36.4%	29.7%

¹ Labor Force Data by Planning Area is based on California's Labor Force Data for Cities - March 2017 Benchmark; Published 03/23/2018

Total Labor Force by Planning Area = the number individuals who are eligible for employment within the designated area.

Cities within the One Stop service area are factored together to obtain unemployment number and rate by Planning Area.

Unemployment Number = the number of employment eligible individuals that are unemployed

Unemployment Rate = the Unemployment Number divided by the Total Labor Force number.

Statistics for the City of Oakland are excluded from this data - but are included in comment ²"NOTE".

² Customers who were registered in CalJOBS categorized by their City of residence.

NOTE: There were an additional 360 job seekers who utilized services in our Local Area during this period, but who reside outside our service delivery area, and are NOT accounted for in this report.

³ % of Total Unemployed Labor Force Served = Total Individuals Receiving Services divided by Unemployment Number.

CalJOBS Report used: Detailed Reports / Individual Reports / Registered Individuals / by Local Area /

ITEM VIII.B.2. – REPORTS

CONTRACT PERFORMANCE INDICATORS REPORTS FOR ADULTS AND DISLOCATED WORKERS PY 2017/2018; Quarter 3; (7/1/2017 through 3/31/2018)

BACKGROUND:

Effective July 1, 2017, Contract Performance measures for program year (PY) 2017/2018 were modified to reflect full compliance with the Workforce Innovation and Opportunity Act (WIOA). Alameda County Workforce Development Board (ACWDB) staff received Board approval at the September 14, 2017 meeting to move forward with implementation of the new measures and goals for PY 2017/2018.

For PY 2017/2018, ACWDB continues to utilize the Industry Sector and Occupational Framework (ISOF) to measure effectiveness of vocational training and sustainable employment opportunities relevant to this region of California. Effective July 1, 2017, ACWDB opted to include a requirement that all ISOF Tier I job placements pay a wage at or above the current minimum wage for the State of California.

ANALYSIS OF REPORTS:

As a system, ACWDB Adult and Dislocated Worker providers are on target to meet most of the established contract performance goals. The system continues to struggle to meet goals for the number of On-the-Job Training (OJT) placements; and WIOA Adult training funds were only 43% expended at the end of March, 2018. ACWDB's America's Job Center of California (AJCC) Coordinator has been working with each of the AJCC Site Managers to address this performance issue.

Vocational training, OJT, and job placements within the ISOF framework continue to exceed performance goals.

For more information, please contact Michele G. Garcia, MIS Administrator at (510) 259-3802 or by email at mggarcia@acgov.org.

ATTACHMENT:

VIII.B.2.a. – REPORT Contract Performance Indicators Ad DW PY 2017-18 Q3 (7 pages)

VIII.B.2.a. - CONTRACT PERFORMANCE INDICATORS REPORT (Adults & Dislocated Workers)

Results-Based Accountability (RBA) Format

Alameda County Workforce Development Board (ACWDB)

AGGREGATE OF ALL ACWDB-FUNDED AJCCs

PY 2017/18; 3rd QUARTER - JULY 01, 2017 THROUGH MARCH 31, 2018

BENCHMARKS	ADULT			DISLOCATED WORKER		
	ACTUAL	GOAL ^①	% of GOAL	ACTUAL	GOAL ^①	% of GOAL
HOW MUCH DID WE DO?						
# OF NEW ENROLLMENTS	244	267	91.4%	292	325	89.8%
\$ TRAINING EXPENDITURES (ITAs & OJTs)	\$100,429	\$231,288	43.4%	\$184,968	\$259,040	71.4%
# OJT ENROLLMENTS (Ad & DW) ^②	13	41	31.7%			
% WITH 1ST QTR FOLLOW UP (of closed cases) ^③	0.0%	100.0%	0.0%	0.0%	100.0%	0.0%
HOW WELL DID WE DO?						
% OF ITA ENROLLMENTS IN ISOF*	100.0%	75.0%	133.3%	89.0%	75.0%	118.7%
% OF OJT ENROLLMENTS IN ISOF* ^②	100.0%	75.0%	133.3%			
% OF TRNG ENROLLED w/FOLLOW UP (till credential) ^③	0.0%	100.0%	0.0%	0.0%	100%	0%
IS ANYONE BETTER OFF?						
% ENTERED EMPLOYMENT (of closed cases)	69.4%	75.0%	92.5%	81.7%	75.0%	108.9%
% OF JOB PLACEMENTS WITHIN ISOF*	69.3%	50.0%	138.7%	77.6%	50.0%	155.2%
% THAT ATTAINED CREDENTIAL (of participants in training) [^]	79.4%	60.0%	132.4%	35.0%	60.0%	58.3%

① Reflective of annual goals with anticipated full compliance by June 30, 2018.

② In PY 2017/18 OJT Enrollment Goals span across both the WIOA Adult and the Dislocated Worker funding streams.

③ Follow up can not occur until the 1st quarter post-exit completes. Data will not be available until after the end of March, 2018.

^ Not a Contract Performance Measure, but data feeds up to the State for inclusion in the Local Area Performance calculation.

* ISOF = ACWDB's Priority Industry Sector and Occupational Framework

VIII.B.2.a. - CONTRACT PERFORMANCE INDICATORS REPORT (Adults & Dislocated Workers)

Results-Based Accountability (RBA) Format

Alameda County Workforce Development Board (ACWDB)

PERALTA COMMUNITY COLLEGE - NORTH CITIES AJCC

PY 2017/18; 3rd QUARTER - JULY 01, 2017 THROUGH MARCH 31, 2018

BENCHMARKS	ADULT			DISLOCATED WORKER		
	ACTUAL	GOAL ^①	% of GOAL	ACTUAL	GOAL ^①	% of GOAL
HOW MUCH DID WE DO?						
# OF NEW ENROLLMENTS	57	53	107.5%	66	77	85.7%
\$ TRAINING EXPENDITURES (ITAs & OJTs)	\$25,392	\$57,663	44.0%	\$44,922	\$60,016	74.9%
# OJT ENROLLMENTS (Ad & DW) ^②	7	10	70.0%			
% WITH 1ST QTR FOLLOW UP (of closed cases) ^③	0.0%	100.0%	0.0%	0.0%	100.0%	0.0%
HOW WELL DID WE DO?						
% OF ITA ENROLLMENTS IN ISOF*	100.0%	75.0%	133.3%	100.0%	75.0%	133.3%
% OF OJT ENROLLMENTS IN ISOF* ^②	100.0%	75.0%	133.3%			
% OF TRNG ENROLLED w/FOLLOW UP (till credential) ^③	0.0%	100.0%	0.0%	0.0%	100%	0.0%
IS ANYONE BETTER OFF?						
% ENTERED EMPLOYMENT (of closed cases)	75.4%	75.0%	100.6%	63.6%	75.0%	84.8%
% OF JOB PLACEMENTS WITHIN ISOF*	67.4%	50.0%	134.9%	66.1%	50.0%	132.1%
% THAT ATTAINED CREDENTIAL (of participants in training)	140.0%	60.0%	233.3%	26.7%	60.0%	44.4%

① Reflective of annual goals with anticipated full compliance by June 30, 2018.

② In PY 2017/18 OJT Enrollment Goals span across both the WIOA Adult and the Dislocated Worker funding streams.

③ Follow up can not occur until the 1st quarter post-exit completes. Data will not be available until after the end of March, 2018.

* ISOF = ACWDB's Priority Industry Sector and Occupational Framework

VIII.B.2.a. - CONTRACT PERFORMANCE INDICATORS REPORT (Adults & Dislocated Workers)

Results-Based Accountability (RBA) Format

Alameda County Workforce Development Board (ACWDB)

RUBICON PROGRAMS - EDEN AREA AJCC

PY 2017/18; 3rd QUARTER - JULY 01, 2017 THROUGH MARCH 31, 2018

FUND SOURCE:	ADULT			DISLOCATED WORKER		
BENCHMARKS	ACTUAL	GOAL ^①	% of GOAL	ACTUAL	GOAL ^①	% of GOAL
HOW MUCH DID WE DO?						
# OF NEW ENROLLMENTS	97	85	114.1%	77	80	96.3%
\$ TRAINING EXPENDITURES (ITAs & OJTs)	\$40,087	\$66,292	60.5%	\$56,343	\$61,193	92.1%
# OJT ENROLLMENTS (Ad & DW) ^②	4	12	33.3%			
% WITH 1ST QTR FOLLOW UP (of closed cases) ^③	0.0%	100.0%	0.0%	0.0%	100.0%	0.0%
HOW WELL DID WE DO?						
% OF ITA ENROLLMENTS IN ISOF*	100.0%	75.0%	133.3%	100.0%	75.0%	133.3%
% OF OJT ENROLLMENTS IN ISOF* ^②	100.0%	75.0%	133.3%			
% OF TRNG ENROLLED w/FOLLOW UP (till credential) ^③	0.0%	100.0%	0.0%	0.0%	100%	0%
IS ANYONE BETTER OFF?						
% ENTERED EMPLOYMENT (of closed cases)	69.6%	75.0%	92.8%	55.0%	75.0%	73.4%
% OF JOB PLACEMENTS WITHIN ISOF*	69.1%	50.0%	138.2%	85.0%	50.0%	170.0%
% THAT ATTAINED CREDENTIAL (of participants in training)	155.6%	60.0%	259.3%	245.5%	60.0%	409.1%

① Reflective of annual goals with anticipated full compliance by June 30, 2018.

② In PY 2017/18 OJT Enrollment Goals span across both the WIOA Adult and the Dislocated Worker funding streams.

③ Follow up can not occur until the 1st quarter post-exit completes. Data will not be available until after the end of March, 2018.

* ISOF = ACWDB's Priority Industry Sector and Occupational Framework

VIII.B.2.a. - CONTRACT PERFORMANCE INDICATORS REPORT (Adults & Dislocated Workers)

Results-Based Accountability (RBA) Format

Alameda County Workforce Development Board (ACWDB)

CHABOT/LAS POSITAS COMMUNITY COLLEGE - VALLEY AREA AJCC

PY 2017/18; 3rd QUARTER - JULY 01, 2017 THROUGH MARCH 31, 2018

BENCHMARKS	ADULT		DISLOCATED WORKER			
	ACTUAL	GOAL ^①	% of GOAL	ACTUAL	GOAL ^①	% of GOAL
FUND SOURCE:						
HOW MUCH DID WE DO?						
# OF NEW ENROLLMENTS	42	48	87.5%	52	71	73.2%
\$ TRAINING EXPENDITURES (ITAs & OJTs)	\$18,275	\$50,455	36.2%	\$36,615	\$52,514	69.7%
# OJT ENROLLMENTS (Ad & DW) ^②	0	6	0.0%			
% WITH 1ST QTR FOLLOW UP (of closed cases) ^③	0.0%	100.0%	0.0%	0.0%	100.0%	0.0%
HOW WELL DID WE DO?						
% OF ITA ENROLLMENTS IN ISOF*	100.0%	75.0%	133.3%	100.0%	75.0%	133.3%
% OF OJT ENROLLMENTS IN ISOF* ^②	n/a	75.0%	#VALUE!			
% OF TRNG ENROLLED w/FOLLOW UP (till credential) ^③	0.0%	100.0%	0.0%	0.0%	100.0%	0.0%
IS ANYONE BETTER OFF?						
% ENTERED EMPLOYMENT (of closed cases)	79.6%	75.0%	106.1%	80.0%	75.0%	106.7%
% OF JOB PLACEMENTS WITHIN ISOF*	76.9%	50.0%	153.8%	86.4%	50.0%	172.7%
% THAT ATTAINED CREDENTIAL (of participants in training)	22.2%	60.0%	37.0%	77.8%	60.0%	129.6%

① Reflective of annual goals with anticipated full compliance by June 30, 2018.

② In PY 2017/18 OJT Enrollment Goals span across both the WIOA Adult and the Dislocated Worker funding streams.

③ Follow up can not occur until the 1st quarter post-exit completes. Data will not be available until after the end of March, 2018.

* ISOF = ACWDB's Priority Industry Sector and Occupational Framework

VIII.B.2.a. - CONTRACT PERFORMANCE INDICATORS REPORT (Adults & Dislocated Workers)

Results-Based Accountability (RBA) Format

Alameda County Workforce Development Board (ACWDB)

OHLONE COLLEGE - TRI-CITIES AJCC

PY 2017/18; 3rd QUARTER - JULY 01, 2017 THROUGH MARCH 31, 2018

FUND SOURCE: BENCHMARKS	ADULT			DISLOCATED WORKER		
	ACTUAL	GOAL ^①	% of GOAL	ACTUAL	GOAL ^①	% of GOAL
HOW MUCH DID WE DO?						
# OF NEW ENROLLMENTS	48	81	59.3%	97	97	100.0%
\$ TRAINING EXPENDITURES (ITAs & OJTs)	\$16,675	\$56,878	29.3%	\$47,088	\$85,317	55.2%
# OJT ENROLLMENTS (Ad & DW) ^②	2	13	15.4%			
% WITH 1ST QTR FOLLOW UP (of closed cases) ^⑤	0.0%	100.0%	0.0%	0.0%	100.0%	0.0%
HOW WELL DID WE DO?						
% OF ITA ENROLLMENTS IN ISOF*	100.0%	75.0%	133.3%	100.0%	75.0%	133.3%
% OF OJT ENROLLMENTS IN ISOF* ^②	100.0%	75.0%	133.3%			
% OF TRNG ENROLLED w/FOLLOW UP (till credential) ^③	0.0%	100.0%	0.0%	0.0%	100.0%	0.0%
IS ANYONE BETTER OFF?						
% ENTERED EMPLOYMENT (of closed cases)	52.9%	75.0%	70.6%	75.0%	75.0%	100.0%
% OF JOB PLACEMENTS WITHIN ISOF*	63.9%	50.0%	127.8%	89.3%	50.0%	178.7%
% THAT ATTAINED CREDENTIAL (of participants in training)	0.0%	60.0%	0.0%	28.6%	60.0%	47.6%

① Reflective of annual goals with anticipated full compliance by June 30, 2018.

② In PY 2017/18 OJT Enrollment Goals span across both the WIOA Adult and the Dislocated Worker funding streams.

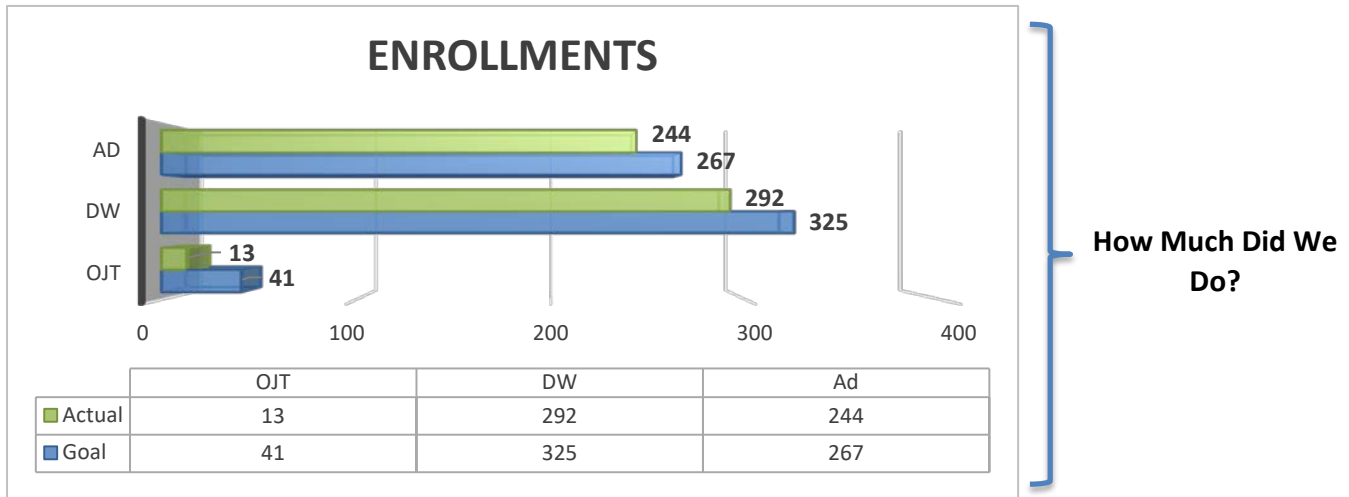
③ Discretionary Funding Goals based on Federal Program year October 1 to September 30.

⑤ Follow up can not occur until the 1st quarter post-exit completes. Data will not be available until after the end of March, 2018.

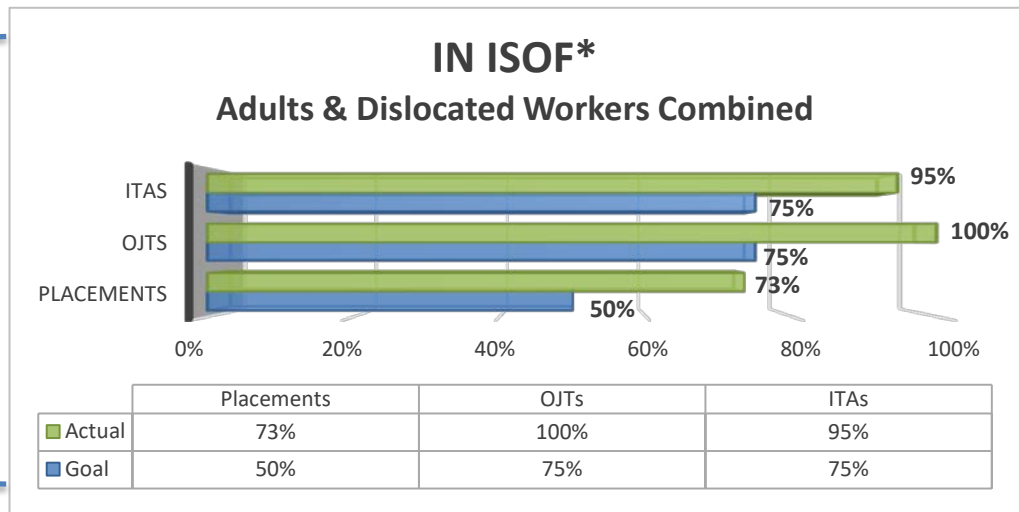
* ISOF = ACWDB's Priority Industry Sector and Occupational Framework

**VIII.B.2.a. - CONTRACT PERFORMANCE INDICATORS REPORT (Adults & Dislocated Workers)
AGGREGATE DATA**

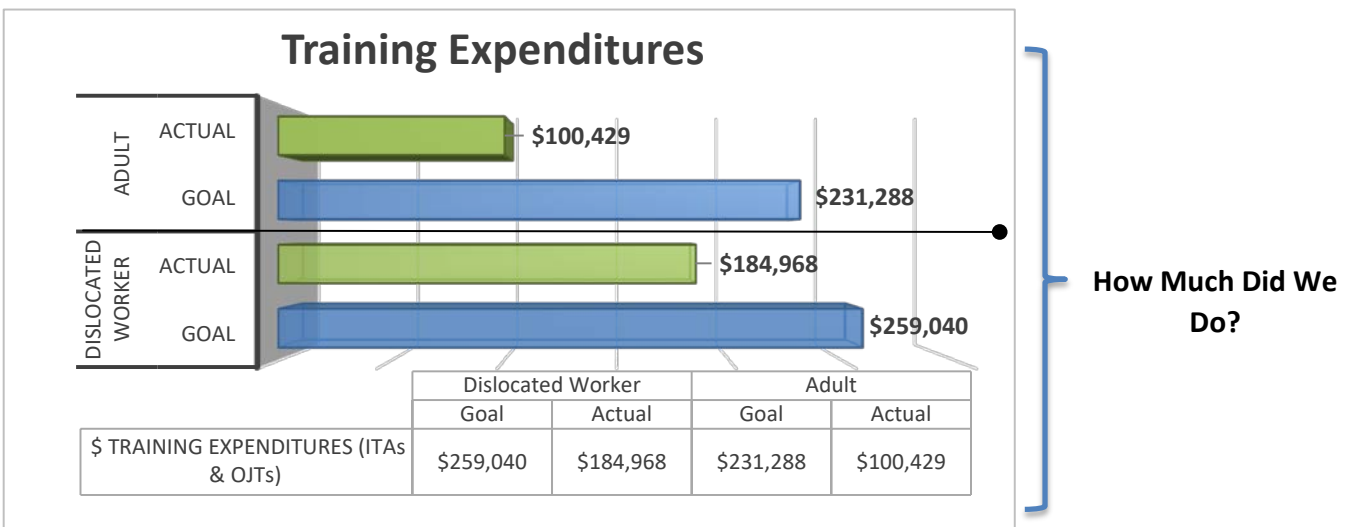
PY 2017/18; 3rd QUARTER - JULY 01, 2017 THROUGH MARCH 31, 2018



How Well Did We Do?

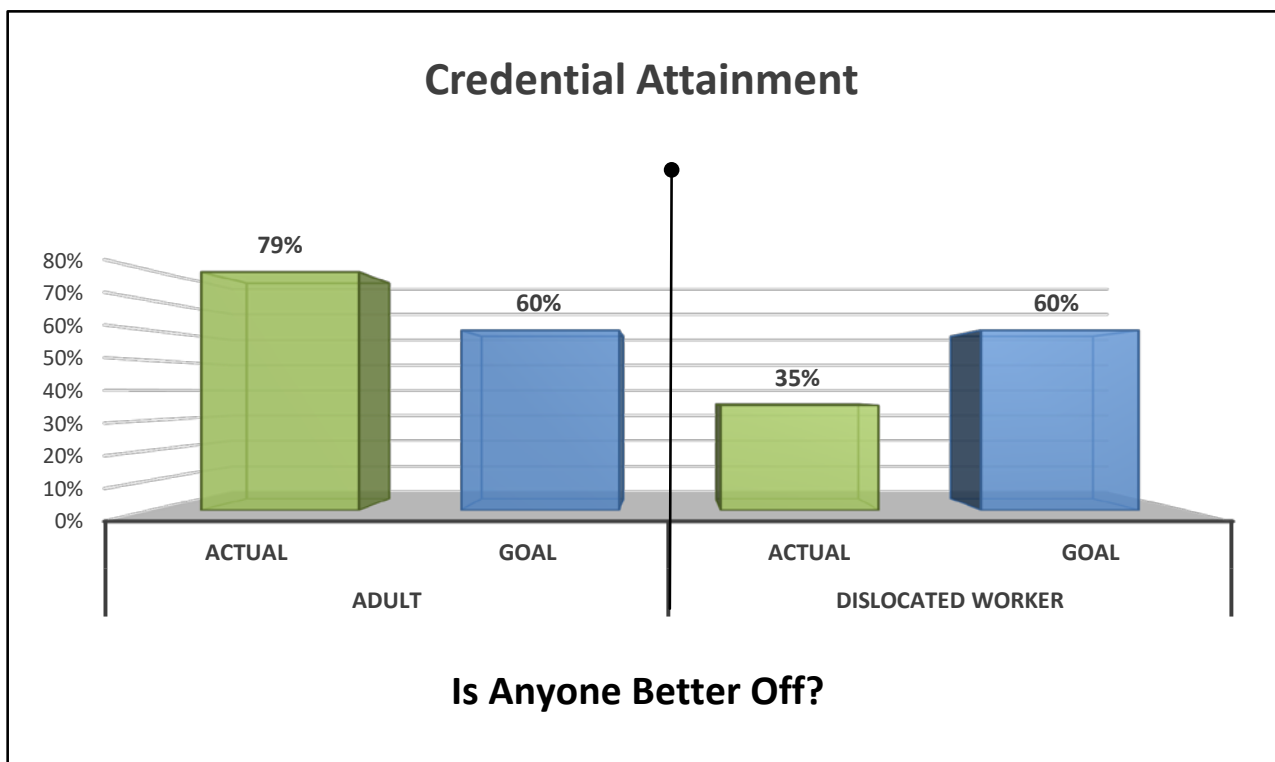
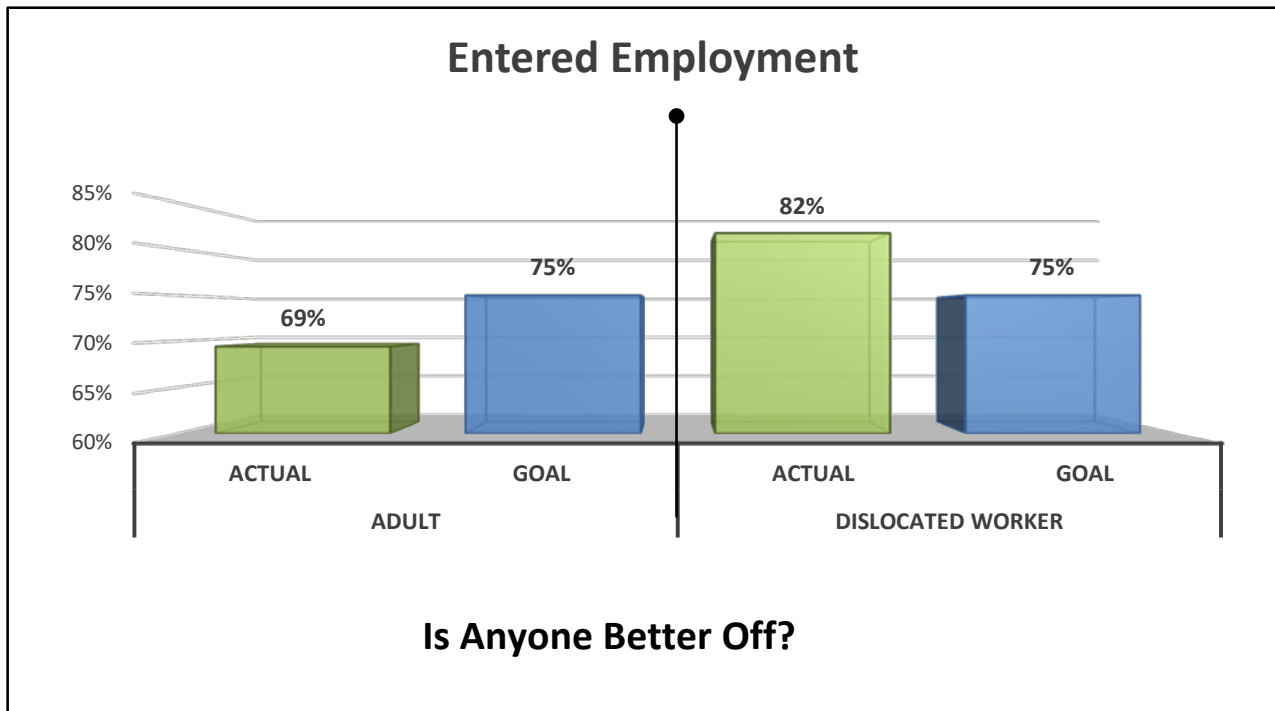


* ISOF = ACWDB's Industry Sector and Occupational Framework



VIII.B.2.a. - CONTRACT PERFORMANCE INDICATORS REPORT (Adults & Dislocated Workers)
AGGREGATE DATA

PY 2017/18; 3rd QUARTER - JULY 01, 2017 THROUGH MARCH 31, 2018



ITEM VIII.C.1. – REPORTS

YOUTH CONTRACT PERFORMANCE INDICATORS REPORTS **PY 2017/2018; 3rd Quarter; 7/1/2017 through 3/31/2018**

BACKGROUND:

Under the previous legislation, Workforce Investment Act (WIA), Local Areas were measured in the following areas to determine Local Area Performance for Youth:

1. Placement in Employment/Education/Advanced Training
2. Attainment of a Certificate or Degree
3. Literacy/Numeracy Gains

Local Area Performance reports published through the State of California's CalJOBS system still reflect WIA performance measures and goals.

UNDER WORKFORCE INNOVATION AND OPPORTUNITY ACT (WIOA)

WIOA is now fully implemented, so Local Area Performance Measures have been modified and now include for all WIOA Formula populations (Adults and Dislocated Workers and Youth):

1. Employment Rate at 2nd Quarter After Exit (Employment or Placement for Youth)
2. Employment Rate at 4th Quarter After Exit (Employment or Placement for Youth)
3. Median Earnings at 2nd Quarter After Exit
4. Credential Attainment within 4 Quarters After Exit

NOTE: "Placement" for Youth performance (specifically as referenced in items 1 and 2 above), is defined as placement in Employment, Advanced Training, Post-Secondary Education; or the Military.

FULL WIOA IMPLEMENTATION

Effective July 1, 2017 for PY 2017/2018, the Alameda County Workforce Development Board (ACWDB) has fully implemented WIOA throughout all Adult, Dislocated Worker and Youth programs.

PY 2017/2018 – Third Quarter:

The Common Measures are not evaluated in "real time". There is a minimum nine-month look back at participants who completed WIA/WIOA funded services.

ANALYSIS OF REPORTS:

IN-School Youth:

La Familia Counseling Services has been the sole provider for Connected Youth Services in ACWDB's service area for this entire procurement cycle (PY 2014/2015 through PY 2017/2018).

By March 31, 2018, La Familia had still not attained their total enrollment goal for the program year. However, increases can be seen in the following areas:

- Enrollments:
 - 28 (23%) in the 2nd Quarter increased to 80 (65.6%) in the 3rd Quarter
- Training Enrollments:
 - 6 in the 2nd Quarter increased to 13 in the 3rd Quarter
- Case Closures:
 - -24.6% in the 2nd Quarter increased to -18% in the 3rd Quarter
- Credential Attainment:
 - 0% in the 2nd Quarter increased to 7.7% in the 3rd Quarter

While current attainments are low, they reflect a significant increase from the previous quarter.

La Familia has indicated that they have identified a number of participants that are appropriate for enrollment, and that the completion of the intake and eligibility process for other enrollments are pending.

Out-of-School Youth:

For the entirety of this procurement cycle, (PY 2014/2015 through PY 2017/2018), ACWDB has funded three providers to serve the Disconnected Youth population in the designated service area, La Familia Counseling Services, Hayward Center for Education & Careers, and Berkeley Youth Alternatives.

As a system, the providers who serve this population have attained 75.6% of their enrollment goal for PY 2017/2018; and 132% of their Case Closure goal. Credential Attainment Rates continue to reflect low achievement, but there is an expectation that attainment reported through the case-closure process will increase this number.

As staff prepare for the upcoming program year, challenges experienced during the current procurement cycle will be taken into consideration and reflected in contract stipulations intended to ensure the success of the Youth Providers in ACWDB's system.

Please contact Michele G. Garcia, MIS Administrator if you have any questions regarding Local Area Performance Reports. You can reach Michele at (510) 259-3802 or by email at mggarcia@acgov.org.

ATTACHMENT:

VIII.C.1.a. – REPORT Youth Contract Performance Indicators PY2017-18 Q3

VIII.C.1.a. - REPORTS
YOUTH CONTRACT PERFORMANCE INDICATORS REPORT
 Results-Based Accountability (RBA) Format

Alameda County Workforce Development Board (ACWDB)
AGGREGATE OF ALL ACWDB YOUTH PROVIDERS
 PY 2017/2018; 3rd QUARTER - JULY 01, 2017 THROUGH MARCH 31, 2018

FUND SOURCE:	CONNECTED			DISCONNECTED		
BENCHMARKS	ACTUAL	GOAL ^①	% of GOAL	ACTUAL	GOAL ^①	% of GOAL
HOW MUCH DID WE DO?						
# OF ENROLLMENTS	80	122	65.6%	167	221	75.6%
# TRAINING ENROLLMENTS ^②	13			49		
# OF CLOSED CASES / EXITS	-18.0%	100.0%	-18.0%	132.5%	100%	132.5%
HOW WELL DID WE DO?						
% WITH INCREASED EFL (of BSD participants) ^④ ^②	0.0%			6.7%		
IS ANYONE BETTER OFF?						
% YOUTH PLACEMENT ^③ (of closed cases)	42.6%	61.0%	69.8%	25.1%	61.0%	41.2%
% CREDENTIAL ATTAINMENT (of those enrolled in training)	7.7%	50.0%	15.4%	5.9%	50.0%	11.9%

- ① Reflective of annual goals with anticipated full compliance by June 30, 2018.
- ② Not Contract Performance, but data will feed to the State for Local Area Performance.
- ③ Youth Placement = Placement in Employment, Education, Advanced Training, or the Military
- ④ EFL = Educational Functioning Level; BSD = Basic Skills Deficient

#DIV/0! = No data available to run the calculation.

VIII.C.1.a. - REPORTS
YOUTH CONTRACT PERFORMANCE INDICATORS REPORT

Results-Based Accountability (RBA) Format

Alameda County Workforce Development Board (ACWDB)

LA FAMILIA COUNSELING SERVICES

PY 2017/2018; 3rd QUARTER - JULY 01, 2017 THROUGH MARCH 31, 2018

FUND SOURCE: BENCHMARKS	CONNECTED (Y24C)			DISCONNECTED (Y24D)		
	ACTUAL	GOAL ^①	% of GOAL	ACTUAL	GOAL ^①	% of GOAL
HOW MUCH DID WE DO?						
# OF ENROLLMENTS	80	122	65.6%	63	82	76.8%
# TRAINING ENROLLMENTS ^②	13			22		
# OF CLOSED CASES / EXITS	-18.0%	100.0%	-18.0%	122.0%	100.0%	122.0%
HOW WELL DID WE DO?						
% WITH INCREASED EFL (of BSD participants) ^④ ^②	0.0%			14.0%		
IS ANYONE BETTER OFF?						
% YOUTH PLACEMENT ^③ (of closed cases)	42.6%	61.0%	69.8%	35.4%	61.0%	58.1%
% CREDENTIAL ATTAINMENT (of those enrolled in training)	7.7%	50.0%	15.4%	9.1%	50.0%	18.2%

① Reflective of annual goals with anticipated full compliance by June 30, 2018.

② Not Contract Performance, but data will feed to the State for Local Area Performance.

③ Youth Placement = Placement in Employment, Education, Advanced Training, or the Military

④ EFL = Educational Functioning Level; BSD = Basic Skills Deficient

#DIV/0! = No data available to run the calculation.

VIII.C.1.a. - REPORTS
YOUTH CONTRACT PERFORMANCE INDICATORS REPORT
 Results-Based Accountability (RBA) Format

Alameda County Workforce Development Board (ACWDB)
HAYWARD CENTER FOR EDUCATION & CAREERS (HCEC)
 PY 2017/2018; 3rd QUARTER - JULY 01, 2017 THROUGH MARCH 31, 2018

FUND SOURCE: BENCHMARKS	CONNECTED			DISCONNECTED		
	ACTUAL	GOAL ^①	% of GOAL	ACTUAL	GOAL ^①	% of GOAL
HOW MUCH DID WE DO?						
# OF ENROLLMENTS				64	73	87.7%
# TRAINING ENROLLMENTS ^②				23		
# OF CLOSED CASES / EXITS				131.5%	100.0%	131.5%
HOW WELL DID WE DO?						
% WITH INCREASED EFL (of BSD participants) ^④ ^②				6.0%		
IS ANYONE BETTER OFF?						
% YOUTH PLACEMENT ^③ (of closed cases)				25.0%	61.0%	41.0%
% CREDENTIAL ATTAINMENT (of those enrolled in training)				8.7%	50.0%	17.4%

- ① Reflective of annual goals with anticipated full compliance by June 30, 2018.
- ② Not Contract Performance, but data will feed to the State for Local Area Performance.
- ③ Youth Placement = Placement in Employment, Education, Advanced Training, or the Military
- ④ EFL = Educational Functioning Level; BSD = Basic Skills Deficient

#DIV/0! = No data available to run the calculation.

VIII.C.1.a. - REPORTS
YOUTH CONTRACT PERFORMANCE INDICATORS REPORT

Results-Based Accountability (RBA) Format

Alameda County Workforce Development Board (ACWDB)

BERKELEY YOUTH ALTERNATIVES (BYA)

PY 2017/2018; 3rd QUARTER - JULY 01, 2017 THROUGH MARCH 31, 2018

FUND SOURCE: BENCHMARKS	CONNECTED			DISCONNECTED		
	ACTUAL	GOAL ^①	% of GOAL	ACTUAL	GOAL ^①	% of GOAL
HOW MUCH DID WE DO?						
# OF ENROLLMENTS				40	66	60.6%
# TRAINING ENROLLMENTS ^②				4		
# OF CLOSED CASES / EXITS				143.9%	100.0%	143.9%
HOW WELL DID WE DO?						
% WITH INCREASED EFL (of BSD participants) ^④ ^②				0.0%		
IS ANYONE BETTER OFF?						
% YOUTH PLACEMENT ^③ (of closed cases)				15.0%	61.0%	24.6%
% CREDENTIAL ATTAINMENT (of those enrolled in training)				0.0%	50.0%	0.0%

① Reflective of annual goals with anticipated full compliance by June 30, 2018.

② Not Contract Performance, but data will feed to the State for Local Area Performance.

③ Youth Placement = Placement in Employment, Education, Advanced Training, or the Military

④ EFL = Educational Functioning Level; BSD = Basic Skills Deficient

#DIV/0! = No data available to run the calculation.

ITEM VIII.D.1 – REPORT

RAPID RESPONSE REPORT PY 2017/18

BACKGROUND:

As of April 19, 2018 the Alameda County Workforce Development Board's (ACWDB) Rapid Response Team (RRT) has documented 14 layoff/closure events affecting 892 laid off workers since July 1, 2018. Rapid Response activity is recorded based on the program year (PY) July 1, 2017 through June 30, 2018. Please refer to Attachment VIII.D.1.a. for employer data.

Rapid Response Activities

Pacific Steel Casting issued a new Worker Adjustment Retraining Notification (WARN) pushing its closure date out to April then again delayed that date to the end of May as they continue to work with ACWDB Business Service Unit, their Local Union, Manex, and the City of Berkeley's economic developers to explore all options in an effort to remain open. Wargaming, Inc. is a video gaming company that promotes online gaming communities and activity, who made the business decision to consolidate operations to their Chicago Headquarters as well as another facility in Austin, Texas dislocating 118 people. The average age of their staff is twenty-eight years.

Depomed Inc. is a pharmaceutical company, whose products treat neurology pain and the central nervous system, also decided to move their operations to a new Chicago facility. The WARN they issued was for 328 people but in fact 208 of those workers are sales representatives who live all across the country. Less than 100 workers will actually lose their jobs here in Alameda County. Some employees elected to transfer with the company.

Formation Brands, LLC was acquired by Pacific Market International who will move those warehouse operations closer to their customer base in Tennessee dislocating 53 long-term employees. Esscendant is another warehouse operation in Union City that will consolidate operations to their other warehouses located in the Central Valley including Sacramento, Bakersfield, and Parris dislocating another 40 long-term employees. The good news is that there are several other warehouse operations in the region anxious to recruit from these populations and the RRT is coordinating these connections.

For further information, contact Sandy McMullan, Rapid Response Coordinator at (510) 259-3828 or by email at smcmulla@acgov.org.

ATTACHMENT

VIII.D.1.a. - ACWDB Layoff and Closure PY 2017/2018

WARN

The Worker Adjustment Retraining Notification (WARN) protects employees, their families, and communities by requiring employers to give a 60-day notice to the affected employees and both state and local representatives prior to a plant closing or mass layoff. Federal WARN is applicable only to employers with 100 or more full-time employees. California WARN is applicable to a covered establishment with 75 or more employee full or part-time.

Total Employers: 14 Total Affected Workers: 898

Employer	Union	Location	Industry	Closure/ Layoff	Layoff Date	Affected Workers	TAA Status
NORTH CITIES RAPID RESPONSE EVENTS – 4 Employers: Total Workers: 332							
Pacific Steel Casting	GMP 164B	Berkeley	Manufacturing	Closure	04/02/18	106	
Wargaming, Inc.		Emeryville	Technology	Closure	3/30/2018	118	
Rolls Royce (jet engines)		Oakland (collabor.)	Manufacturing	Closure	4/2/2018		
Toys R US		Emeryville Hayward	Retail	Closure	4/16/2018	108	
Tri Cities RAPID RESPONSE EVENTS - Employers: 6 Total Workers: 344							
Seagate US LLC		Fremont		Layoff	9/25/17	51	
Kaiam		Newark	IT	Layoff	12/31/2018	30	
TESLA		Fremont	Manufacturing	Unknown	8/15/17	70	
Depomed		Newark	Pharmaceutical	Closure	2/2/2018	100	
Esscident		Union City	Warehouse	Closure	7/31/2018	40	
Formation Brands		Union City	Warehouse	Closure	7/31/2018	53	
TRI VALLEY RAPID RESPONSE EVENTS - Employers: 1 Total Workers: 35							
Comcast		Livermore	Professional	Layoff	1/5/17	35	
EDEN AREA RAPID RESPONSE EVENTS - Employers: 3 Total Workers: 187							
Daiso LLC		Hayward	Warehouse	Layoff	10/20/17	98	
ATA Retail DBA Jacent		Hayward	Warehouse	Closure	12/29/2017	74	
PharMerica		San Leandro	Placement Agency	Layoff	12/24/2017	15	
Total Affected Workers:						898	

ITEM VIII.E. – REPORT

EMPLOYER SERVICES HUB REPORT
KRA CORPORATION

PY 2017/2018; QUARTER 3 (1/1/2018 through 3/31/2018)

BACKGROUND:

KRA Corporation, using the name the “Alameda County Business Development Group (BDG)” operates the Employer Services Hub (ESH) strategy for the Alameda County Workforce Development Board (ACWDB). They provide support to employers by marketing the targeted services for ACWDB and its providers. BDG’s employer services and engagement focuses on: on-the-job training (OJT) referrals, customized training, recruitment assistance, and coordination with ACWDB’s Business Services Unit and its career centers with incentives to improve results for local businesses.

PERFORMANCE MEASURES:

Representation of the performance goals is based on the Results-Based Accountability (RBA) system adopted by the Alameda County Social Services Agency (ACSSA) for all of its departments and contractors. Performance information and data is addressed as three basic RBA questions:

How much work was done?

How well was it done?

Is anyone better off?

The BDG is expected to report on how well business clients are faring in terms of services received and the quality of services delivered. KRA is required to show that their work incorporates best or promising practices, or evidence-informed or evidence-based practices outlined in the RBA framework.

ANALYSIS OF REPORT:

The BDG reports quarterly to the ACWDB staff (see Attachment VIII.E.1. for ESH Report – Performance Indicators for full list of performance goals). The following reflects the BDG’s third quarter performance for PY 2017/2018.

- The BDG registered and served a total of 40 new customers in the third quarter of PY 17/18, bringing the total to 148 newly served customers to date. In addition, the BDG served another 38 repeat businesses during this quarter.

The BDG recognizes the shortfall in reaching their annual performance goal for new businesses since restructuring the team in the second quarter. The team has committed to serving at least 30 new businesses per month during the fourth quarter through outreach to groups of employers (e.g. industry associations and chambers of commerce)

in order to meet their contract requirements. ACWDB staff will continue to monitor BDG's progress closely to ensure goals are met.

- Twenty-one new job orders were registered in the third quarter by the BDG, bringing the total to 123 job orders out of an annual goal of 92. The BDG also has a few key customers who input their own job orders bringing the total job orders to 1,779.
- BDG initiated another 14 On-the-Job (OJT) Master Agreements for businesses, on a total year plan of 32. The majority of the OJT referrals continued to be in healthcare, manufacturing and transportation.

Career Pathways Trust (CPT) Employer Engagement: Going into the third quarter, the CPT responsibilities shifted within the BDG team. Previously, CPT work was led by a consultant whereas now that work is handled by the BDG program manager and the team. The team has continued to support work-based learning (WBL) requests and made 13 WBL connections between businesses and schools during this period. Businesses that were engaged to be guest speakers in schools or conduct tours of their businesses included Elder Care Alliance, Claremont Club & Spa, Castaway Creative, PCC Structural, Serta Simmons, and Everett Graphics. The BDG also recruited employers and provided planning support for the Hayward Youth Enrichment Services Job Fair and the Alameda Youth Summer Job and Internship Fair both held in March.

Business Customer Engagement: The BDG coordinated and facilitated three industry symposiums featuring industries represented in the Industry Sector and Occupational Framework (ISOF). The intent of the symposiums was to generate business insights from key professionals in high-growth industries for the benefit of job seekers, educators and other partners. BDG hosted symposiums in the following industries: Banking & Financial Services, Manufacturing, and Healthcare. Professionals on panels answered questions focused on hiring needs, training, soft skills and hard skills needed for success in their industry, and hiring re-entry, veterans and disabled candidates.

Please contact Samantha Miller if you have any questions regarding the Employer Services Hub Report. You can reach Samantha at (510) 259-3832 or by email at Samantha.Miller@acgov.org.

ATTACHMENT:

VIII.E.1. Employer Services Hub – Performance Indicator Report

EMPLOYER SERVICES HUB (ESH) - PERFORMANCE INDICATOR REPORT
 KRA CORPORATION
January 1, 2018 - March 31, 2018

SERVICE GROUP	BUSINESS		
	ACTUAL	ANNUAL GOAL	% Attain
PERFORMANCE MEASURE			
HOW MUCH DID WE DO?			
# NEW BUSINESSES REGISTRATION	148	250	59.2%
# OF JOB ORDERS REPORTED	123	92	133.7%
# OJT TRAINING REFERRALS	40	33	121.2%
# CUSTOMIZED TRAINING REFERRALS	12	15	80.0%
HOW WELL DID WE DO?			
% BUSINESS THAT ARE REPEAT CUSTOMERS	26%	20.0%	130.0%
% OF BUSINESSES SATISFIED WITH SERVICES	87%	85.0%	102.9%
% BUSINESSES REGISTERED ARE IN PRIORITY SECTOR	60%	50.0%	108.2%
IS ANYONE BETTER OFF?			
% JOB ORDERS AT LIVEABLE WAGE (1 ADULT)*	21%	30.0%	70.0%
% JOB ORDERS AT LIVEABLE WAGE (1 ADULT + 1 CHILD)**	76%	70.0%	108.0%

* LIVEABLE WAGE FOR 1 ADULT IS \$13.25 PER HOUR WHICH EQUATES TO \$27,560 ANNUALLY.

** LIVEABLE WAGE FOR 1 ADULT + 1 CHILD IS \$23.30 PER HOUR WHICH EQUATES TO \$48,464 ANNUALLY.

ITEM IX.A. - INFORMATION

ALAMEDA COUNTY WORKFORCE DEVELOPMENT BOARD **2018 MEETING CALENDAR**

APRIL 2018

- 9 Youth Committee (1:00 – 3:00 PM, California Poppy Room, 2nd Floor)
- 11 Organizational Effectiveness Committee (9:30 – 11:30 AM, California Poppy Room, 2nd Floor)
- 18 Systems and Strategies Committee (9:00 – 11:00 AM, California Poppy Room, 2nd Floor)
- 30 Executive Committee (9:30 - 11:30 AM, California Poppy Room, 2nd Floor)

MAY 2018

- 10 Workforce Development Board (9:00 AM – 12 Noon, California Poppy Room, 2nd Floor)

AUGUST 2018

- 1 Organizational Effectiveness Committee (9:30 – 11:30 AM, California Poppy Room, 2nd Floor)
- 13 Youth Committee (1:00 – 3:00 PM, California Poppy Room, 2nd Floor)
- 15 Systems and Strategies Committee (9:00 – 11:00 AM, California Poppy Room, 2nd Floor)
- 22 Executive Committee (9:30 - 11:30 AM, California Poppy Room, 2nd Floor)

SEPTEMBER 2018

- 13 Workforce Development Board (9:00 AM – 12 Noon, California Poppy Room, 2nd Floor)

NOVEMBER 2018

- 5 Youth Committee (1:00 – 3:00 PM, California Poppy Room, 2nd Floor)
- 7 Organizational Effectiveness Committee (9:30 – 11:30 AM, California Poppy Room, 2nd Floor)
- 14 Systems and Strategies Committee (9:00 – 11:00 AM, California Poppy Room, 2nd Floor)
- 28 Executive Committee (9:30 - 11:30 AM, California Poppy Room, 2nd Floor)

DECEMBER 2018

13 Workforce Development Board (9:00 AM – 12 Noon, California Poppy Room, 2nd Floor)

NOTE: All meetings are located at the Eden Area Multi Service Center, 24100 Amador Street, Hayward.

Rev. 4/13/18

WDB COMMITTEES

Executive Committee

Dan Walters, WDB Chair
Jennifer Ong, WDB Vice-Chair
Bethany McCormick, Systems and Strategies Committee Chair
Bram Briggance, Organizational Effectiveness Committee Chair
Alexandria Baker, Youth Committee Chair

Systems and Strategies Committee

Bethany McCormick, Chair
Chudy Nnebe, Vice-Chair
Tom Heinz
Jannett Jackson
Tina Kapoor
Tony Lam
Darien Louie
Susie Passeggi
Paul Reyes
Kimberly Scrafano
Melissa Stoller
John Torok

Organizational Effectiveness Committee

Bram Briggance, Chair
Brian Salem, Vice-Chair
Tyler Abbott
Brad Frazier
Jennifer Ong
James Paxson

Youth Committee

Alexandria Baker, Chair
Lisa Meza, Vice-Chair
Faith Battles
Jeff Bowser
Eric Darby
Gana Eason
Linda Evans
Elizabeth Lockerbie
Kathy Mello
Dana Mitchell
Larry Nichols

ITEM IX.B. – INFORMATION

ALAMEDA COUNTY
WORKFORCE DEVELOPMENT BOARD (WDB)
MEMBER LIST

CHAIRPERSON – DAN WALTERS

VICE-CHAIRPERSON – JENNIFER ONG

BUSINESS (51%)

Tyler Abbott, Business Consultant, Finance
420 Ulloa Street
San Francisco, CA 94127
Tel: 415-786-3560
E-Mail: tyler@abbottfamily.org

Kathy Mello, CFO/COO
TGIF Auto Body, Inc.
4595 Enterprise Street
Fremont, CA 94538
Tel: 510-490-1342, x109
E-Mail: Kathy@tgifauto.com

Alexandria Baker, South Bay Mgr, Power Pathway
PG&E
245 Market, N4R
San Francisco, CA 94105
Tel: 925-246-3875
E-Mail: A2Bs@pge.com

Larry Nichols, CEO
Steri-Tek
1044 N. Capitol Avenue
San Jose, CA 95133
Tel: 510-933-9700
E-Mail: larryn@steri-tek.com

Jeff Bowser, Solution Sales Champion
Vodafone Americas
2426 Tapestry Way
Pleasanton, CA 94566
Tel: 925-765-9228
E-Mail: jeff.bowser@vodafone.com

Jennifer Ong, Owner & Dr of Optometry
Family Eye Care
2223 Santa Clara Avenue, Suite A
Alameda, CA 94501
Tel: 510-521-0566
E-Mail: drjenniferong@gmail.com

Bram Briggance, Sr. Consultant, Workforce Planning
Kaiser Permanente
1950 Franklin Street, 15th Floor
Oakland, CA 94612
Tel: 510-987-3421
E-Mail: bram.briggance@kp.org

Paul Reyes, Sales Manager, Northern California
Experis
345 California Street, Suite 350
San Francisco, CA 94104
Tel: 925-828-5421
E-Mail: paul.reyes@experis.com

Jennifer Cogley, Deputy Director of Community Relations
Bayer
800 Dwight Way, B64/R316
Berkeley, CA 94710
Tel: 510-705-6965
E-Mail: jennifer.cogley@bayer.com

Melissa Stoller, VP Community Affairs Regional Officer
Bank of the West
180 Montgomery Street, 8th Floor
San Francisco, CA 94104
Tel: 415-399-8271
E-Mail: melissa.stoller@bankofthewest.com

Bethany McCormick, Engineering Recruitment &
Diversity Manager – Lawrence Livermore Lab
7000 East Avenue, Building 131
Livermore, CA 94551
Tel: 925-423-0174
E-Mail: McCormick11@llnl.gov

Dan Walters, CEO & Chairman
Copper Harbor Company, Inc.
2300 Davis Street
San Leandro, CA 94577-2204
Tel: 510-639-4670, x3
E-Mail: danw@copperharbor.com

BUSINESS (Continued)

VACANCY (2)

Economic Development

Darien Louie, Executive Director
East Bay EDA
1221 Oak Street

Oakland, CA 94612
Tel: 510-272-3874
E-Mail: darien@eastbayeda.org

Tina Kapoor, Economic Development Manager
City of Fremont
3300 Capitol Avenue
Fremont, CA 94538
Tel: 510-284-4023
E-Mail: TKapoor@fremont.gov

EDUCATION

Higher Education – Community College

Dr. Jannett Jackson, Chancellor
Chabot-Las Positas Community College District
7600 Dublin Blvd, 3rd Floor
Dublin, CA 94568
Tel: 925-485-5206
E-Mail: jjackson@clpccd.org

WIOA Title II – Adult & Literacy

Brad Frazier
San Leandro Adult School
14735 Juniper Street
San Leandro, CA 94579
Tel: 510-618-4424
E-Mail: bfrazier@slusd.us

GOVERNMENT

State Employment Service

Chudy Nnebe, Cluster Manager
Workforce Services – Alameda County
Employment Development Department
7677 Oakport St, Ste 350
Oakland, CA 94621
Tel: 510-564-0511
E-Mail: chuwudi.nnebe@edd.ca.gov

State Department of Rehabilitation

Brian Salem, Staff Services Manager I
California State Department of Rehabilitation
1515 Clay Street, Suite 119
Oakland, CA 94612
Tel: 510-622-2776
E-Mail: bsalem@dor.ca.gov

Community Based Organization

Kimberly Scrafano, Vice President, Workforce Dev.
Goodwill Industries of the Greater East Bay
1301 – 30th Avenue
Oakland, CA 94601
Tel: 510-698-7223
E-Mail: kscrafano@eastbaygoodwill.org

WORKFORCE REPRESENTATIVES (20%)

Labor (15%)

Eric Darby, Heavy Duty Journey Level Mech
A C Transit – ATU 192
8460 Enterprise Way
Oakland, CA 94621
Tel: 510-635-0192
E-Mail: edarby@atu192.org

Tony Lam, Building Trades Apprentice
SMWIA 104
4509 Laura Way
Union City, CA 94587
Tel: 510-378-5134
E-Mail: vubalam@hotmail.com

John Torok, Shop Steward
AFL-CIO/SEIU Local 1000
1909 San Pablo Ave, #E
Oakland, CA 94612
Tel: 415-202-2773
E-Mail: john.torok@edd.ca.gov

VACANT (2)

Tom Heinz, Executive Director
East Bay Innovations
2450 Washington Avenue, Suite 240
San Leandro, CA 94577
Tel: 510-618-1580, x11
E-Mail: theinz@eastbayinnovations.org

Revised 3/7/18

ITEM IX.C. - INFORMATION

ALAMEDA COUNTY WORKFORCE DEVELOPMENT BOARD
PY 2017/18 SERVICE PROVIDER LIST

Business Services Unit Contacts

Samantha Miller, Program Financial Specialist

PH: (510) 259-3832

E-MAIL: samantha.miller@acgov.org

Sandy McMullan, Rapid Response Coordinator

PH: (510) 259-3828

E-MAIL: smcmulla@acgov.org

Nancy Soto, Work-Based Learning Coord.

PH: (510) 259-3839

E-MAIL: nancy.soto@acgov.org

Javier Contreras, Business Services Specialist

PH: (510) 259-3831

E-MAIL: javier.contreras@acgov.org

Alameda County Business Development Group (aka KRA)

24301 Southland Drive, Suite 409C
Hayward, CA 94545

Jonathan Overall, Program Manager

PH: (510) 306-5599

E-MAIL: joverall@kra.com

Rudy Ramos, Business Services Consultant

PH: (510) 306-5629

E-MAIL: rramos@kra.com

Hannah Bell, Senior Data Consultant

PH: (510) 736-7222

E-MAIL: hbell@kra.com

Career Center System

America's Job Centers of California (AJCC)

EDEN AREA COMPREHENSIVE CAREER CENTER

24100 Amador Street, 3rd Floor

Hayward, CA 94544

PH: (510) 670-5700

Vi Ngo, Site Manager

PH: (510) 265-8376

E-MAIL: vin@rubiconprograms.org

NORTH CITIES ONE-STOP CAREER CENTERS

College of Alameda

555 Ralph Appezato Memorial Parkway, Portable P

Alameda, CA 94501

PH: (510) 748-2208

Trudie Giordano, Interim Site Manager

PH: (510) 748-2399

E-Mail: tgiordano@peralta.edu

Berkeley Adult School

1701 San Pablo

Berkeley, CA 94702

PH: (510) 644-6630

TRI-CITIES ONE-STOP CAREER CENTER – NEWARK

Ohlone College Campus

39399 Cherry Street, Room 1211
Newark, CA 94560
PH: (510) 742-2323

Daniel Newell, Site Manager

PH: (510) 742-2320
E-MAIL: dnewell@ohlone.edu.

Binh Nguyen, Executive Director

PH: (510) 659-6441
E-MAIL: bnguyen@ohlone.edu

FREMONT EDD AJCC

39155 Liberty Street, Suite B200
Fremont, CA 94538-1516
PH: (510) 794-3667

Kalpana Oberoi, Site Manager

PH: (510) 794-3957
E-MAIL: kalpana.oberoi@edd.ca.gov

Chudy Nnebe, Cluster EDD Manager

PH: (510) 564-0511
E-MAIL: chuckwudi.nnebe@edd.ca.gov

TRI-VALLEY ONE-STOP CAREER CENTER

6300 Village Parkway, Suite 100
Dublin, CA 94568-3009
PH: (925) 560-9431

Sarah Holtzclaw, Site Manager

PH: (925) 560-9439
E-MAIL: sholtzclaw@clpccd.org

SANTA RITA JAIL CAREER CENTER - New

5325 Broader Blvd.
Dublin, CA 94568

Charles Turner, Re-Entry Services

PH:
E-MAIL: Charles.turner@acgov.org

Career Readiness Youth Program Operators – PY 2016/17

NORTH CITIES (Alameda, Albany, Berkeley, Emeryville)

Berkeley Youth Alternatives

1255 Allston Way
Berkeley, CA 94702

Niculia Williams, Executive Director

PH: (510) 845-9010 Ext. 204
E-MAIL: nwilliams@byaonline.org

Kevin Williams

PH: (510) 845-9010 Ext. 205
E-MAIL: kwilliams@byaonline.org

EDEN AREA (Hayward, San Leandro, San Lorenzo, Castro Valley, Ashland, Cherryland, Fairview)

The Hayward Center/ Hayward Adult School

22100 Princeton Street
Hayward, CA 94541

Betsy Barron, Site Manager

PH: (510) 755-0970
E-MAIL: bbarron@has.edu

Veronica Ortiz, College & Career Readiness Coord - HUSD

PH: (510) 782-2600, x72748
E-MAIL: vortiz@husd.k12.ca.us

TRI-CITIES (Fremont, Newark, Union City)

Southern Alameda County Comite for Raza Mental Health/La Familia dba East Bay Community Svcs
39155 Liberty Street, Suite D450
Fremont, CA 94538

Aaron Ortiz, Executive Director
PH: (510) 589-7296
E-MAIL: aortiz@lafamiliacounseling.org

Jennifer Ellis, Director of Systems & Contracts
PH: (925) 961-8045
E-MAIL: jellis@lafamiliacounseling.org

Angie Alamillo, WIOA Career Pathway Prog & Staff Supvr
PH: (925) 961-8045
E-MAIL: aalamillo@lafamiliacounseling.org

VALLEY AREA (Dublin, Livermore, Pleasanton, Unincorporated-Sunol)

Southern Alameda County Comite for Raza Mental Health/La Familia, dba East Bay Community Svcs
1401 Almond Avenue, Room 20 & 21
Livermore, CA 94550

Aaron Ortiz, Executive Director
PH: (925) 961-8045
E-MAIL: aortiz@lafamiliacounseling.org

Jennifer Ellis, Director of Systems & Contracts
PH: (925) 961-8045
E-MAIL: jellis@lafamiliacounseling.org

Angie Alamillo, WIOA Career Pathway Prog & Staff Supvr
PH: (925) 961-8045
E-MAIL: aalamillo@lafamiliacounseling.org

COUNTY WIDE (Connected In-School Youth Services)

Southern Alameda County Comite for Raza Mental Health/La Familia dba East Bay Community Svcs
1401 Almond Avenue, Room 20 & 21
Livermore, CA 94550

Aaron Ortiz, Executive Director
PH: (925) 961-8045 (Valley Area)
E-MAIL: aortiz@lafamiliacounseling.org

Jennifer Ellis, Director of Systems & Contracts
PH: (925) 961-8045
E-MAIL: jellis@lafamiliacounseling.org

Angie Alamillo, WIOA Career Pathway Prog & Staff Supvr
PH: (925) 961-8045
E-MAIL: aalamillo@lafamiliacounseling.org

Revised 12/6/17

ITEM IX.D. – INFORMATION

WORKFORCE DEVELOPMENT BOARD
STAFF ROSTER

Director’s Office/Administration

Patti Castro, Director 510-259-3843
E-Mail: pcastro@acgov.org

Josephine Zaraspe, Interim Board Secretary 510-259-3836
E-Mail: jzaraspe@acgov.org

Latoya Reed, Management Analyst 510-259-3833
E-Mail: latoya.reed@acgov.org

Jennifer Mitchell, Program Financial Specialist 510-259-3829
E-Mail: jennifer.mitchell@acgov.org

Workforce Systems Coordination

Rhonda Boykin, Assistant Director 510-259-3844
E-Mail: rboykin@acgov.org

VACANT, Interim Secretary I 510-259-3842
E-Mail:

Business Services

Samantha Miller, Program Financial Specialist 510-259-3832
E-Mail: samiller@acgov.org

Javier Contreras, Business Services Specialist. 510-259-3831
E-Mail: javier.contreras@acgov.org

Sandy McMullan, Rapid Response Coordinator 510-259-3828
E-Mail: smcmulla@acgov.org

Nancy Soto, Work-Based Learning Coordinator 510-259-3839
E-Mail: nancy.soto@acgov.org

Workforce Services

Tamia Brown, Program Financial Specialist 510-259-3884
E-Mail: tamia.brown@acgov.org

Deidra Perry, Program Financial Specialist 510-259-3827
E-Mail: deperry@acgov.org

David Dias, Program Financial Specialist 510-780-8768
E-Mail: david.dias@acgov.org

Workforce System Support

Michele Garcia, Workforce Board System Administrator 510-259-3802
E-Mail: mggarcia@acgov.org

Pooja Bhakta, Workforce Services Technician 510-259-3841
E-Mail: pbhakta@acgov.org

Victoria Casaray, Workforce Services Technician 510-259-3579
E-Mail: vcasaray@acgov.org

Quinallison Dovey, Workforce Services Technician 510-259-3814
E-Mail: qjarin@acgov.org

Darcy Morrison, Specialist Clerk 510-259-3895
E-Mail: dormorr@acgov.org

Stephen Willard, Workforce Systems Support Specialist 510-670-6232
E-Mail: stephen.willard@acgov.org