

ALAMEDA COUNTY
WORKFORCE DEVELOPMENT BOARD
(<http://www.acwdb.org>)

In partnership with the
BOARD OF SUPERVISORS

Serving the County of Alameda
and the cities of
Alameda Albany Berkeley
Dublin Emeryville Fremont
Hayward Newark Livermore
Piedmont Pleasanton
San Leandro Union City

March 12, 2020

ALAMEDA COUNTY WORKFORCE DEVELOPMENT BOARD (WDB)

MEETING NOTICE

Thursday, March 12, 2020
9:00 AM – 12:00 Noon
Eden Area Multi-Service Center
24100 Amador Street, 2nd Floor
California Poppy Rooms A & B (#225 & 226)
Hayward, CA

AGENDA

PAGE

I. PROCEDURAL ITEMS

- A. Call to Order and Roll Call
- B. Minutes of December 12, 2019 - ACTION
- C. Chair's Report
- D. Committee Chairs' Report
- E. Director's Report

1

II. PUBLIC FORUM

The public can address the Board on issues other than those on the agenda with a limit of three minutes per speaker. Members of the public who wish to address the Board on published issues should do so at the time the agenda item is being discussed.

- III. PRESENTATION – Kelly Jenkins-Pultz, Reginal Administrator of the U.S. Department of Labor Women's Bureau, Region 9

7

IV. ACTION ITEMS – PUBLIC HEARING

- A. Implementation of Board-Approved Conditional Funding Actions Regarding Contract Performance for PY 2019/2020
- B. Approval of Request for Transfer of WIOA Funds
- C. Update to Annual Budget – 2019/2020

9

15

17

V. REPORTS

- A. Local Area Performance Reports
- B. Adult and Dislocated Worker Reports
 - B.1. Services to Unemployed Relative to Labor Force Participation within the Local Workforce Area
 - B.2. Contract Performance Indicators Reports
- C. Youth Contract Performance Indicators Reports
- D. Business Services Unit Performance Indicators Report – PY 2019/2020
- E. Rapid Response Report PY 2019/2020

21

23

25

35

43

49

F.	Financial Indicator Reports – PY 2019/2020	59
G.	Training Expenditures Report - PY 2019/2020	63

VI. INFORMATION ITEMS

A.	Legislative Update	65
B.	California Better Careers Design Group Award	81
C.	Services and Outcomes for Unhoused WIOA Participants	83
D.	The “Story Behind the Numbers” Report	85
E.	ACWDB 2020 Meeting Calendar	91
F.	ACWDB Member List	93
G.	ACWDB PY 2019/2020 Service Provider List	97
H.	ACWDB Staff Roster	101

VII. MATTERS INITIATED BY BOARD MEMBERS

VIII. ANNOUNCEMENTS

If you have questions on the agenda items or need additional information, please contact Patti Castro, Director, at 510-259-3843 or email pcastro@acgov.org.

Members of the public who wish to address the WDB may do so during the PUBLIC FORUM or at the time an Agenda item is discussed. Sign-up cards are available on the table.

*These WIOA Title I financially assisted programs or activities are “Equal Opportunity Employers/Programs”.
Auxiliary aids and services are available upon request to individuals with disabilities.*

If you require specific accommodation due to a disability, please call Sheroza Haniff, Board Secretary at 510-259-3842 at least 72 hours in advance.

NEXT WDB MEETING: MAY 14, 2020

ITEM I.B. – ACTION

**ALAMEDA COUNTY
WORKFORCE DEVELOPMENT BOARD**

QUARTERLY MINUTES OF DECEMBER 12, 2019

MEMBERS PRESENT

Abbott, Tyler
Baker, Alexandria
Bowser, Jeff
Darby, Eric
Keenan, Michael
Lam, Tony
McCormick, Bethany
Mello, Kathy
Oberoi, Kalpana
Ong, Jennifer
Pelter, Bill
Reyes, Paul
Rose, Christopher
Salem, Brian
Torok, John

MEMBERS ABSENT

Baiter, Stephen
Cogley, Jennifer
Fortier, Alfred
Frazier, Brad
Kapoor, Tina
Stanback Straud, Regina
Stoller, Melissa
Wagner, Mario

STAFF PRESENT

Castro, Patti
Boykin, Rhonda
Brown, Tamia
Contreras, Javier
Dias, David
Garcia, Michele
Haniff, Sheroza
Miller, Samantha
Mitchell, Jennifer
Perkinson, Jessica
Perry, Deidra
Reed, Latoya
San Mames, Carmelo
Soto, Nancy

Chairperson Ong called the meeting of the Alameda County Workforce Development Board (ACWDB) to order at 9:08 A.M. on Thursday, December 12, 2019. A quorum was present.

ITEM I.B. – MINUTES OF ACWDB QUARTERLY MEETING FOR SEPTEMBER 12, 2019.

A correction was made to the September 12, 2019 minutes, marking Kathy Mello’s presence at the ACWDB meeting. A motion to approve the minutes, was made by **Darby/Rose/carried.**

ITEM I.C. – CHAIRPERSON’S REPORT. Jennifer Ong, Chair of the Executive Committee, reported the Executive Committee did not meet on November 20, 2019, due to a lack of action items. She announced new ACWDB members:

- Michael Keenan, President and CEO of Goodwill Industries of the Greater East Bay
- Bill Pelter, Program Development Consultant of Ability Now
- Dr. Regina Stanback Straud, Chancellor of Peralta Community College District

Additional announcements:

- The deadline to complete the required online ethics training is December 31, 2019, for some Board members
- The ACWDB received an award from the San Jose/Evergreen Community College District for “excellence and partnership” in the STEM-CORE Initiative

ITEM I.D. – COMMITTEE CHAIRS’ REPORTS.

Paul Reyes, Chair of the Systems and Strategies (S&S) Committee, reported the following from the November 13, 2019 meeting:

- The action items regarding the
 - approval of the procurement process for reentry career and support services for justice-involved individuals
 - approval of the training procurement for the Biotech and Advance Manufacturing Rapid Reemployment (BAMRR) Project
 - approval of the S&S Committee 2020 meeting calendar
- The information items regarding the
 - Construction Pre-Apprenticeship Pipeline for the Ex-Offender Pilot Project
 - Second Chance Act Smart Reentry Program update
 - Certification of the Eden Area Comprehensive America’s Job Center of California (AJCC) update
- Laura Guzman of EveryOne Home and the Housing and Urban Development Continuum of Care delivered a presentation on Homelessness in Alameda County

Brian Salem, Chair of the Organizational Effectiveness (OE) Committee, reported the following from the November 6, 2019 meeting:

- The action items regarding the
 - approval of the business services unit performance measures
 - approval of the OE Committee 2020 meeting calendar
- The discussion item regarding the Metrix Online Learning Tool
- The information items regarding the:
 - AJCC certification hallmarks of excellence - status
 - Prison to Employment Project

Alexandria Baker, Chair of the Youth Committee (YC), reported the November 4, 2019 meeting was cancelled due to a lack of action items. She further announced:

- The California Workforce Association Youth Conference will be on January 14-16, 2020, in San Jose. The Youth Chair and other committee members were invited to attend
- A YC retreat is being planned for February 10, 2020, and will include new YC members

ITEM I.E. – DIRECTOR’S REPORT. Patti Castro reported the following:

Administration Updates:

- A revised budget item will be brought to the Board in March 2020 with adjustments to the WIOA final budget
- Staff received an EDD Compliance Unit Report for the period of April 2018 to February 2019. There were no findings in the State’s Summary. The State will be back to conduct a Programmatic Review in mid-March 2020

- Staff presented to the Board of Supervisor’s Social Service Committee on October 28, 2019. The presentation touched on regionalism, AB 1111, the response to homelessness, the census, and the BAMRR – all framed in the 10X Goal of Employment for All!
- The Workforce Innovation and Opportunity Act (WIOA) Reauthorization discussion will take place in March 2020 during the House HELP Committee hearings
- A meeting in January will take place with the San Francisco (SF) Job Corp to discuss how best to serve the 18-24 years of age. A tour of SF Treasure Island is planned

Regional Updates:

- The EastBay Works (EBW) Partnership resulted in the implementation of an MOU amongst participating jurisdictions for the Prison-to-Employment program. The Alameda County Counsel Office was able to lead in the development of the MOU. The President of the Alameda County Board of Supervisors signed the Agreement on November 26, 2019
- On December 5, 2019, a workshop was held with EBW regarding fostering fruitful relationships and facilitation skills
- A new Regional Planning Unit grant proposal has been submitted

Staff Activity Updates:

- Staff participated with Growth Sector in a meeting with CalTrans and the Community College Foundation, regarding a possible apprentice program
- Staff have met with the Alameda County Social Services Agency’s Workforce and Benefits Administration (WBA) and Public Health department regarding a potential lead abatement workforce program
- Staff to focus on a potential High Road Training Partnership with a possibility of union apprenticeships

Grants Updates:

- The Workforce Accelerator 8.0 grant application proposals were due on December 23, 2019. The grants focus on homeless populations.
- AB1111 grants were not awarded to any community-based organization in Alameda County
- The SB1 RFA has been announced. The grant’s funds are designated to train job seekers for pre-apprenticeship opportunities in the construction industry

Other Announcements:

- The California Economic Summit was hosted by Fresno County in November 2019 with staff in attendance. Governor Newsom spoke about his vision and plan to create 500,000 new apprenticeships in the next 10-years, and to create more equity, jobs, and economic development in the Central Valley
- Staff and ACWDB Labor representatives attended the Alameda County Central Labor Council’s “listening session” with Julie Su, Labor Secretary, Betty Yee, State Controller, and Tim Rainey, State Workforce Board’s Director. The new State Workforce Development Board Chair was introduced as well. Discussion focused on the future of work, and labor challenges, and layoff mitigation strategies
- Vets2Tech celebrated its five-year anniversary
- Staff supported the City of Hayward’s Biotech Industry Forum on December 3, 2019 which consisted of three industry leaders (pharmaceuticals, devices, software technology)

- The Women in Manufacturing event will be held in February 2020 at Chabot College

ITEM II – PUBLIC FORUM.

Chairperson Ong opened the Public Forum.

Lou Ramondetta of Surplus Service in Fremont addressed the Board about a series of complaints. The Chair reported the matter was being addressed by the Alameda County Social Services Agency.

Chairperson Ong closed the Public Forum.

ITEM III – PRESENTATION.

Lori Cox, Director of Alameda County Social Services Agency (SSA) presented on the County’s Vision 2026 Initiative, briefly providing an overview. A collaborative process, Vision 2026 took two years to plan. She outlined and defined the County’s vision which encompasses a healthy environment, a thriving and resilient population, safe and livable communities, and a prosperous and vibrant community. Additionally, the County’s 10X Goals were outlined and defined with measurables. These goals relate to eliminating homelessness, ensuring healthcare for all, establishing employment for all, eliminating poverty and hunger, a crime-free County, and accessible infrastructure. SSA embarked on a similar process for an internal plan that aligned with the County’s goals and vision. The new agreement between the ACWDB and the Supervisors incorporate the same. Ms. Cox outlined the eight goals SSA had mapped out, aligning to four tenants of the County’s strategic vision.

- Goal 1: Thriving and Resilient Population
 - Ensure access to public benefits
 - Ensure the safety and well-being of all children
 - Support and protect vulnerable older adults and persons with disabilities
- Goal 2: Safe and Livable Communities
 - Commit to diversity, equity and inclusion
 - Facilitate access to emergency and stable housing
- Goal 3: Healthy Environment
 - Improve technology and information systems
 - Institutionalize continuous quality improvement by tracking outcomes and performance
- Goal 4: Prosperous and Vibrant Economy
 - Invest in our workplace through improved recruitment, retention, succession planning and professional development

SSA’s tangible plan covers five years. ACWDB’s work aligns with the County’s and SSA’s Vision and Goals.

ITEM IV.A. 2020 ALAMEDA COUNTY WORKFORCE DEVELOPMENT BOARD MEETING DATES, TIME, AND PLACE.

Chairperson Ong read the recommendation to approve the quarterly meeting dates, time and place.

Chairperson Ong opened the public hearing, and with no input, closed the public hearing.

A motion to approve the recommendations was made by Lam/Baker/carried.

ITEM V.A. BUSINESS SERVICES UNIT PERFORMANCE GOALS PY 2019/2020.

Chairperson Ong read the recommendation to approve the goals for the five Business Services Unit (BSU) performance measures for PY 2019/2020. Samantha Miller provided background of the item and welcomed comments from the OE Committee members.

Chairperson Ong opened the public hearing, and with no input, closed the public hearing.

A motion to approve the recommendations was made by Torok/Salem/carried.

ITEM V.B. PROCURMENT FOR REENTRYCAREER AND SUPPORT SERVICES.

Chairperson Ong read the recommendation to authorize staff to release a Request For Proposal for reentry career and support services under the Prison-to-Employment Initiative grant funds and to approve staff to enter into contracts with successful bidder(s) of procurement process for a two-year cycle covering 2020-2022. Tamia Brown provided background of the item and outlined plans to serve the population.

Chairperson Ong opened the public hearing, and with no input, closed the public hearing.

A motion to approve the recommendations was made by Salem/Bowser/carried.

ITEM V.C. PROCUREMENT AND CONTRACTS AUTHORIZATION FOR BIOTECH AND ADVANCED MANUFACTURING RAPID REEMPLOYMENT.

Chairperson Ong read the recommendation to authorize staff to enter into contracts with service providers after an initial competitive procurement process to expend the State award in alignment with BAMRR grant objectives; to approve the award list of current successful submissions and to authorize staff to negotiate and award additional contracts on an ongoing basis to meet BAMRR grant objectives and deliverables. Carmelo San Mames provided background of the item and further explained goals and certification programs, within priority sectors.

Chairperson Ong opened the public hearing, and with no input, closed the public hearing.

A motion to approve the recommendations was made by Darby/Abbott/carried.

ITEM VI. REPORTS. Michele Garcia briefly highlighted the format changes to the reports, which were included in the packet. Further discussion included the definition of populations served, services, assessment, and development plans.

David Dias also explained the background of service providers roll-over goals for the first quarter of 2020.

ITEM VII. INFORMATION. Latoya Reed provided background on the federal legislative updates to the College Affordability Act and Interoperable Learning Records. She further provided State legislative updates on legislative priorities and State bills. David Dias briefly highlighted updates to the certification of the Eden Area comprehensive AJCC.

ITEM VIII. MATTERS INITIATED BY BOARD MEMBERS. There were no new matters initiated by Board members.

ITEM IX. ANNOUNCEMENTS.

John Torok announced the Bay Area Poor People's Campaign Steering Committee would be meeting on December 14, 2019 in San Francisco and would be open to the public.

The meeting was adjourned at 11:30 A.M.

ITEM III. PRESENTATION

KELLY JENKINS-PULTZ

**REGIONAL ADMINISTRATOR OF THE U.S. DEPARTMENT OF LABOR WOMEN'S
BUREAU, REGION 9**



Kelly Jenkins-Pultz is the Regional Administrator for the San Francisco Women's Bureau office which serves the states of Arizona, California, Hawaii and Nevada. Kelly has expertise in the areas of military spouses, apprenticeship and nontraditional jobs, child care, workplace benefits, equal pay and working mothers. She engages with community leaders, employers and other government officials to collaborate on programs and policies that improve job opportunities, wages and benefits for working women. She co-leads the Women's Bureau's Military Spouse Working Group and has led the team in planning military spouse listening sessions and developing a strategic plan.

Prior to joining the Women's Bureau, Kelly worked with the National Committee on Pay Equity, where she helped coordinate the first National Equal Pay Day programs and directed the organizations public education and legislative outreach activities. Her early career experiences included work with other nonprofit organizations and with elected officials at the municipal, state and federal levels of government, including the Maryland General Assembly, the National Center on Municipal Development, and St. Mary's College of Maryland. She holds a Master's Degree in Public Policy and Women's Studies from the George Washington University, and a Bachelor's Degree in English from St. Mary's College of Maryland.

ITEM IV.A. – ACTION / PUBLIC HEARING

**IMPLEMENTATION OF BOARD-APPROVED CONDITIONAL FUNDING ACTIONS
REGARDING CONTRACT PERFORMANCE FOR PY 2019/2020**

ORGANIZATIONAL EFFECTIVENESS (OE) COMMITTEE RECOMMENDATION:

That the Alameda County Workforce Development Board (ACWDB) authorize ACWDB staff to implement conditional funding actions as approved by your board for career service providers (CSP) and youth due to unmet performance goals for PY 2019/2020 as follows:

1. Withhold 25% of Workforce Innovation and Opportunity Act (WIOA) grant funds for PY 2019/2020 in reserve if 100% of contract performance goals are not met by March 31, 2020;
2. If 100% of contract performance goals are not achieved by June 30, 2020, then the 25% being held in reserve will be forfeited by the contracted service provider.

BACKGROUND:

At the ACWDB meeting on May 9, 2019, the board authorized ACWDB staff to move forward with contract renewal criteria that included conditional funding for providers that did not meet their PY 2018/2019 contract performance goals.

At the ACWDB meeting on September 12, 2019, ACWDB staff presented an information item to the board further defining the parameters for conditional funding and shared updated performance data.

During the six-month review of contract performance, and in preparation of implementing the approved criteria for contract renewals, staff sought advice from County Counsel due to the funding implications for July 1, 2020.

Upon the recent advice from County Counsel, staff have amended those parameters which now state that service providers who do not achieve 100% of their contract performance goals by March 31, 2020 will be impacted as referenced in the recommendations #1 and #2 above. Additionally, per County Counsel advice, ACWDB staff have removed the requirement to roll unattained performance into the subsequent program year.

ACWDB Program Liaisons have delivered official notification to providers who failed to attain their roll-over performance goals for PY 2018/2019 by the September 30, 2019 deadline.

OE COMMITTEE DISCUSSION:

At their February 5, 2020 meeting, the OE Committee heard background from ACWDB staff and engaged in discussion regarding the implications of the conditional funding actions referenced in the recommendation.

Specifically, staff provided clarification on the following items:

1. The establishment of three (3) new benchmarks during the 2019/2020 program year:
 - a. Attainment of performance deficiencies for PY 2018/2019 by September 30, 2019;
 - b. Attainment of 80% of designated contract performance goals for PY 2019/2020 by December 31, 2019; and
 - c. Attainment of 100% of designated contract performance goals for PY 2019/2020 by March 31, 2020.

2. County Counsel's recommendation to discontinue the practice of rolling unattained performance from one program year to the following program year:
 - a. Not rolling funds into new program year to support the additional work; and
 - b. Rolling of unattained goals are difficult to track across multiple program years.

3. Remedies for the breach of contract resulting from non-attainment of contract performance goals by the end of the program year:
 - a. Not recommending providers for contract renewal if they fail to achieve contract performance by conclusion of the program year; and
 - b. Forfeiture of a percentage of WIOA funds.

Ultimately, the item passed with one abstention.

Staff shared the content of this OE Committee item and elements of the OE discussion with both the Youth and Systems and Strategies Committee members at their February, 2020 meetings due to the significance of the matter.

For further information, contact Michele G. Garcia, Workforce Board System Administrator at (510) 259-3802 or through email mggarcia@acgov.org.

ATTACHMENTS:

IV.A.1. – Adult, Dislocated Worker, and Youth Contract Performance Areas of Concern

ATTACHMENT IV.A.1.**ADULT, DISLOCATED WORKER, AND YOUTH
CONTRACT PERFORMANCE AREAS OF CONCERN
FOR PY 2019/2020**

Staff of the Alameda County Workforce Development Board (ACWDB) wanted to give board members an opportunity to review the current status of contract performance attainments for PY 2019/2020 Adult and Dislocated Worker Career Service Providers (CSP).

It will be important for the board to be familiar with the status of performance – especially as we approach the March 31, 2020 deadline for attainment of 100% of contract performance goals.

ACWDB's Workforce Innovation and Opportunity Act (WIOA) Service Providers were expected to reach 80% of their annual goals by December 31, 2019; and 100% of their annual goals by March 31, 2020.

Staff presented this information in discussion items at the Youth and Systems and Strategies Committee meetings in February, 2020. Those committees were also provided information regarding discussions that occurred at the OE Committee meeting.

Data contained in the tables below are informed by the Contract Performance Reports located in Section V of this packet. These reports reflect the status of contract performance as of December 31, 2019.

ADULT AND DISLOCATED WORKER**Areas of Concern:**

OJT Enrollments			
CSP	Actual	Annual Goal	% of Annual Goal
ACWDB System-Wide	10	37	27.0%
Eden	3	12	25.0%
North Cities	2	7	28.6%
Tri-Cities	0	12	0%

WIOA Adult Enrollments			
CSP	Actual	Annual Goal	% of Annual Goal
ACWDB System-Wide	167	247	67.6%
Eden	49	91	53.8%
Tri-Cities	41	61	67.2%

Dislocated Worker Enrollments			
CSP	Actual	Annual Goal	% of Annual Goal
ACWDB System-Wide	250	333	75.1%
Eden	89	129	69.0%
Tri-Cities	60	88	68.2%

# WIOA Adult - Entered Employment			
CSP	Actual	Annual Goal	% of Annual Goal
ACWDB System-Wide	79	186	42.5%
Eden	21	68	30.9%
North Cities	0	47	0.0%
Tri-Cities	33	46	71.7%

# Dislocated Workers – Entered Employment			
CSP	Actual	Annual Goal	% of Annual Goal
ACWDB System-Wide	90	250	36.0%
Eden	32	97	33.0%
North Cities	1	53	1.9%
Tri-Cities	30	65	46.2%

Credential Attainment – WIOA Adult			
CSP	Actual	Annual Goal	% of Annual Goal
ACWDB System-Wide	30.0%	62.0%	48.4%
Eden	40.0%	62.0%	64.5%
North Cities	0.0%	62.0%	0.0%
Tri-Cities	30.0%	62.0%	48.4%

Credential Attainment – Dislocated Worker			
CSP	Actual	Annual Goal	% of Annual Goal
ACWDB System-Wide	35.0%	62.0%	56.5%
North Cities	0.0%	62.0%	0.0%
Tri-Cities	31.3%	62.0%	50.4%

YOUTH**Areas of Concern:**

Training that Leads to Credential Attainment – In School			
Youth Service Provider	Actual	Annual Goal	% of Annual Goal
ACWDB System-Wide	0	5	0.0%
Eden ROP*	0	5	0.0%

Training that Leads to Credential Attainment – Out of School			
Youth Service Provider	Actual	Annual Goal	% of Annual Goal
ACWDB System-Wide	16	39	41.0%
Berkeley Youth Alternatives	0	12	0.0%
La Familia – Tri-Cities	2	8	25.0%
La Familia – Valley	1	5	20.0%

Work-Based Learning Activities – In School			
Youth Service Provider	Actual	Annual Goal	% of Annual Goal
ACWDB System-Wide	0	36	0.0%
Eden ROP*	0	36	0.0%

Work-Based Learning Activities – Out of School			
Youth Service Provider	Actual	Annual Goal	% of Annual Goal
ACWDB System-Wide	74	134	55.2%
Hayward Adult School	32	49	65.8%
Berkeley Youth Alternatives	16	41	38.6%
La Familia – Tri-Cities	19	28	68.1%
La Familia - Valley	7	16	43.2%

Soft-Skills / Leadership Training – In School			
Youth Service Provider	Actual	Annual Goal	% of Annual Goal
ACWDB System-Wide	0	36	0.0%
Eden ROP*	0	36	0.0%

Soft-Skills / Leadership Training – Out of School			
Youth Service Provider	Actual	Annual Goal	% of Annual Goal
ACWDB System-Wide	64	134	47.7%
Hayward Adult School	25	49	51.4%
Berkeley Youth Alternatives	15	41	36.2%
La Familia – Tri-Cities	17	28	60.9
La Familia – Valley	7	16	43.2%

Youth Placement – In School			
Youth Service Provider	Actual	Annual Goal	% of Annual Goal
ACWDB System-Wide	0.0%	62.0%	0.0%
Eden ROP*	0.0%	62.0%	0.0%

Youth Placement – Out of School			
Youth Service Provider	Actual	Annual Goal	% of Annual Goal
ACWDB System-Wide	19.0%	62.0%	30.7%
Berkeley Youth Alternatives	0.0%	62.0%	0.0%
La Familia – Tri-Cities	33.3%	62.0%	53.8%

Credential Attainment – In School			
Youth Service Provider	Actual	Annual Goal	% of Annual Goal
ACWDB System-Wide	0	5	0.0%
Eden ROP*	0	5	0.0%

Credential Attainment – Out of School			
Youth Service Provider	Actual	Annual Goal	% of Annual Goal
ACWDB System-Wide	13	17	76.5%
Berkeley Youth Alternatives	0	6	0.0%
La Familia – Tri-Cities	2	4	50.0%
La Familia – Valley	0	2	0.0%

*Eden ROP recently met 100% of their annual enrollment goal. ACWDB staff are working with Eden ROP staff to enter all enrollment activities which should be reflected in ACWDB's 3rd quarter reports. Additionally, Eden ROP is restricted by the academic school year – which requires staff to include language in their contract allowing them through June 30 to achieve their contract performance goals.

NOTE: Contract Performance items not referenced in the “Areas of Concern” section above are on target to meet their annual goals by the prescribed deadlines.

Staff are providing technical support to assist providers in meeting all performance goals.

ITEM IV.B. – ACTION / PUBLIC HEARING

APPROVAL OF REQUEST FOR TRANSFER OF WORKFORCE INNOVATION AND OPPORTUNITY ACT FUNDS

RECOMMENDATIONS:

That the Alameda County Workforce Development Board (ACWDB):

1. Approve a transfer of funds in the amount of \$195,000 from Workforce Innovation and Opportunity Act (WIOA) Dislocated Worker funds to WIOA Adult funds for WIOA Subgrant K9110002; and
2. Authorize staff to submit to the State Employment Development Department (EDD) Workforce Service Division a “Transfer of Workforce Innovation and Opportunity Act (WIOA) Formula Funds” request.

BACKGROUND:

WIOA allows the transfer of funds between the Adult and Dislocated Worker funding streams in order to maximize customer service and provide Local Workforce Development Boards (Local Boards) with greater flexibility to provide services in the areas of greatest need. WIOA Section 133(b)(4) states that up to and including 100% of funds allocated to Adult and Dislocated Worker programs may be transferred between these two funding streams. Transfer requests can be submitted to the California EDD anytime during the two-year life of the funds. All transfer requests must be first approved by the Local Board.

The transfer request is based on factors assessed by staff unanticipated during the 2018/2019 program year. The analysis of additional administrative requirements imposed by both EDD and the California Workforce Development Board (CWDB) increased costs, and some new Social Services Agency (Finance Department) accounting and claiming procedures further contribute to the need for a fund transfer. The result is significantly higher costs to provide services, administration, and oversight under WIOA Adult program with significantly less WIOA Adult funding. Approval of this recommendation will align WIOA Adult and Dislocated Worker funding for PY 2018/2019 with actual activities and expenditures. This is a one-time request to transfer. Staff will share more details about our assessment/analysis as well as the formal transfer request during your meeting on March 12, 2020.

This item was scheduled for action by the Executive Committee at its February 26, 2020 meeting. The Executive Committee meeting was cancelled due to lack of a quorum, so this item is being presented to the full Board.

For further information, please contact Jennifer Mitchell, Program Financial Specialist, at (510) 259-3829 or via email at jennifer.mitchell@acgov.org.

ITEM IV.C. – ACTION / PUBLIC HEARING
UPDATE TO ANNUAL BUDGET – PY 2019/2020

RECOMMENDATION:

That the Alameda County Workforce Development Board (ACWDB) approve an update to the Annual Budget for Program Year (PY) 2019/2020 for Workforce Innovation and Opportunity Act (WIOA) activities and services funded by WIOA Formula Allocations, and those funded by Discretionary Grants.

BACKGROUND:

Each year the ACWDB approves an annual budget for the activities and services implemented in the Local Workforce Development Area (Local Area). At a minimum, the annual budget includes Adult, Dislocated Worker, Rapid Response, and Youth Formula funding allocated to the Local Area. Where applicable, the annual budget shall include other revenues under the direction of the Local Workforce Board. The budget addresses grant-source revenues and the projected Department and WIOA Program expenditures for the full program year of July 1, 2019 through June 30, 2020 (PY 2019/2020), as presented in the attachments to this Item.

At its September 2019 meeting, the ACWDB approved an Annual Budget for PY 2019/2020 that identified \$5,003,252 in WIOA Adult, Dislocated Worker, Rapid Response, and Youth Formula funding, and \$2,275,496 in Discretionary funding for a total of \$7,278,748 in total revenue.

This Item presents a mid-year update to the Annual Budget to include revised WIOA Formula and ACWDB Discretionary grant revenue and expenditure plans.

UPDATE to REVENUE for PY 2018/2019:

WIOA Formula Funds:

ACWDB received minor increases in WIOA Adult, Dislocated Worker, Youth, and Rapid Response Formula funding for program integrity set aside restoration. Total increase to WIOA Formula funding is \$8,503 for PY 2019/2020.

Discretionary Grants:

ACWDB received an award in the amount of \$25,000 to participate in a statewide “Better Careers Design Group” (Design Group) initiative funded by the James Irvine Foundation. Design Group members will partner with individuals and the communities they serve to investigate problems that exist within their local workforce system. The Design Group initiative is an opportunity to innovate services, programs, and system coordination.

PY 2019/2020 discretionary grant amounts have been updated to more accurately reflect actual expenditures in PY 2018/2019.

BUDGET DISTRIBUTION for PY 2017/2018:

The Planned Expenditures detail (Attachment IV.C.2.) allocates the WIOA Formula Grant and Discretionary Grant funds for PY 2019/2020 according to planned services and activities for PY 2019/2020. This includes PY 2019/2020 approved awards to service providers.

This item was scheduled for action by the Executive Committee at its February 26, 2020 meeting. The Executive Committee meeting was cancelled due to lack of a quorum, so this item is being presented to the full Board.

For further information, please contact Jennifer Mitchell, Program Financial Specialist, at (510) 259-3829 or via email at jennifer.mitchell@acgov.org.

ATTACHMENTS:

IV.C.1. WIOA Formula and Discretionary Grant Revenues – July 1, 2019 thru June 30, 2020

IV.C.2. Planned Expenditures of ACWDB Revenues – July 1, 2019 thru June 30, 2020

ALAMEDA COUNTY WORKFORCE DEVELOPMENT BOARD

UPDATE to ANNUAL BUDGET - PY 2019/2020
WIOA FORMULA and DISCRETIONARY REVENUES

GRANT / FUNDING SOURCE		AVAILABLE REVENUE	
		Approved PY 2019/2020	UPDATE PY 2019/2020
WIOA Formula Funds		September 2019	February 2020
1.	WIOA ADULT PROGRAMS	\$1,272,930	\$1,276,052
2.	WIOA DISLOCATED WORKERS	\$1,904,920	\$1,906,037
3.	WIOA YOUTH PROGRAMS	\$1,345,950	\$1,349,932
4.	WIOA RAPID RESPONSE	\$382,804	\$383,029
5.	WIOA RAPID RESPONSE / Layoff Aversion	\$96,648	\$96,705
6.	TOTAL WIOA FORMULA ALLOCATIONS (1)	\$5,003,252	\$5,011,755
Discretionary Funds			
7.	Construction Pre-Apprenticeship Pipeline (2)	\$120,300	\$170,998
8.	Second Chance Act Smart Re-Entry Program (3)	\$209,782	\$351,963
9.	Storm 2017 - Nat'l Dislocated Worker Grant Project	\$36,500	\$43,520
10.	Prison-to-Employment Regional Planning Grant (4)	\$11,000	\$65,000
11.	Prison-to-Employment Regional Implementation Grant (5)	\$922,914	\$922,914
12.	Biotech & Advanced Manufacturing Add'l Assistance Grant (6)	\$975,000	\$974,026
13.	Third Sector Design Group (6)		\$25,000
14.	TOTAL DISCRETIONARY FUNDING	\$2,275,496	\$2,553,421
15.	TOTAL AVAILABILITY for PROGRAM YEAR	\$7,278,748	\$7,565,176

NOTES:

- (1) Funding levels include program integrity set-aside increases for PY 2019/2020 WIOA Adult, Dislocated Worker, Youth and Rapid Response Formula allocations.
- (2) ACWDB awarded \$250,000 for 6/1/18 through 12/31/19. Includes pro-rated revenue of \$170,998 for PY 2019/2020.
- (3) ACWDB awarded \$419,563 for 10/1/17 through 9/30/20. No direct grant funding for first year (planning year, 2017-18). Grant funding for ACWDB began 10/1/18, with implementation funding of \$209,782 each year for two years. Adjusted for actuals in PY18-19 and PY19/20.
- (4) Prison-to-Employment planning grant awarded for \$95,000 for 10/1/18 through 3/31/20. Estimated revenue remaining in PY 2019/2020 is \$65,000.
- (5) ACWDB awarded \$2,428,718 for Prison-to-Employment Regional Implementation Grant for 7/1/2019 through 6/30/21. ACWDB will serve as fiscal agent this regional project, with \$789,286 allocated for services in Alameda County and the remaining \$1,639,432 allocated for services provided by East Bay RPU workforce partners. Estimated revenue for PY 2019/2020 is \$922,914.
- (6) ACWDB awarded \$995,000 for Biotech & Advanced Manufacturing Rapid Reemployment project for 1/1/19 through 5/31/20. Project is funded by Governor's Additional Assistance funds to serve 200 dislocated workers as a result of closures in the Manufacturing and Biotechnology sectors. Estimated revenue remaining in PY 2019/2020 is \$974,026.
- (7) ACWDB awarded \$25,000 for Better Careers Design Group funding from James Irvine Foundation for 1/1/20 through 6/30/20 for study and development of workforce system design.

UPDATE to ANNUAL BUDGET - PY 2019/2020

PLANNED EXPENDITURES -- PY 2019/2020**WIOA FORMULA ALLOCATIONS & DISCRETIONARY GRANTS**

For Period of: July 1, 2019 thru June 30, 2020	WIOA Formula Funds (1)	Discretionary Funds	Approved PY 2019/2020 BUDGET - SEP 2019	Update PY 2019/2020 BUDGET - FEB 2020
Planned Expenditures:				
A. WIB Dept - Planning/Fiscal/Board Support	\$724,509	\$375,051	\$1,066,057	\$ 1,099,560
B. MIS Reporting - Tracking/Eligibility	\$350,904	\$195,457	\$546,361	\$ 546,361
C. Business Services	\$455,238	\$203,601	\$658,839	\$ 658,839
D. Systems Support	\$183,589	\$83,297	\$256,886	\$ 266,886
E. ITAs-OJTs / Employer / Customized Training Projects (2)	\$635,570 (20%)	\$734,000 (10%)	\$1,369,570	\$ 1,369,570 (30+%)
F. WIOA Comprehensive AJCC & Career Services (3)	\$1,652,482		\$1,652,482	\$ 1,652,482
H. WIOA Youth Services & Strategies (3)	\$1,009,463		\$1,009,463	\$ 1,009,463
I. Discretionary Project Service Providers (4)		\$962,015	\$719,090	\$ 962,015
J. Total Planned Expenditures	\$5,011,755	\$2,553,421	\$7,278,748	\$ 7,565,176
Total Revenue - Attachment A	\$5,011,755	\$2,553,421		\$7,565,176
Total under / (over) allocation	0	0		0

NOTES:

- (1) Funding levels include program integrity set-aside increases for PY 2019/2020 WIOA Adult, Dislocated Worker, Youth and Rapid Response Formula allocations.
- (2) A minimum of 20% (planning estimate - \$635,570) of WIOA Adult + Dislocated Worker formula funds must be spent on training. Total training expenditures must equal or exceed 30% of the total WIOA Adult + Dislocated Workers Formula Allocation. Up to 10% (planning estimate - \$317,785) may be training dollars from other sources, including employer contributions from OJT and Customized training.
- (3) Includes approved contracts with current service providers for PY 2019/2020.
- (4) Includes discretionary project funding to existing WIOA Career Service Providers, WIOA Youth Providers and awards to newly procured providers.

ITEM V.A. – REPORTS

LOCAL AREA PERFORMANCE REPORTS **ADULTS, DISLOCATED WORKERS, AND YOUTH** **PY 2019/2020; 2nd Quarter; 7/1/2019 through 12/31/2019**

BACKGROUND:

Local Area Performance is negotiated with the California Workforce Development Board biennially. PY 2018/2019 and 2019/2020 Local Area Performance goals were approved by the Alameda County Workforce Development Board (ACWDB) through an Action Item at their December 13, 2018 meeting.

Local Area Performance reports were recently updated through the State of California's CalJOBS system and now reflect WIOA performance measures.

The Local Area Performance Measures, goals, and actual performance attainments are not evaluated in "real time". There is a look back at participants who completed Workforce Innovation and Opportunity Act (WIOA) funded services in prior quarters.

ANALYSIS OF REPORTS:

The new format for the Local Area Performance Reports allows workforce boards to review statistics regarding the demographics of individuals who enroll in WIOA programs throughout the region.

ACWDB Career Service Providers have exceeded goals in the following areas:

- 2nd Quarter Placement Rate for WIOA Adults and Dislocated Workers (@ 102.6%, and 102.1% of goals, respectively.)
- 4th Quarter Placement Rate for WIOA Adults (@ 104.3% of goal.)
- Median Earnings for Adults and Dislocated Workers (@ 136.5% and 145.1% of goals, respectively.)

ACWDB's Youth Service Providers continue to struggle with credential attainment rates (@ 24.3% of goal). However, both the WIOA Adult and Dislocated Worker credential attainment rates have improved and currently stand at 84.7% and 78.4%, respectively.

Please contact Michele G. Garcia, MIS Administrator if you have any questions regarding Local Area Performance Reports. You can reach Michele at (510) 259-3802 or by email at mggarcia@acgov.org.

ATTACHMENT:

V.A.1. – REPORT Local Area Perf PY19-20 Q2

LOCAL AREA PERFORMANCE REPORTS
ADULTS, DISLOCATED WORKERS AND YOUTH
 PY 2019/2020; Quarter 2 (7/1/2019 through 12/31/2019)

Performance Items	In-School & Out-of-School Youth			WIOA Adults			Dislocated Workers		
	Current Total			Current Total			Current Total		
SUMMARY INFORMATION									
Total Exitters (Cohort Period: 4/1/2018 - 3/31/2019)	104			108			201		
Total Participants Served (Cohort Period: 7/1/2018 - 6/30/2019)	354	100%		483	100%		705	100%	
BARRIERS TO EMPLOYMENT (Priority Populations)	Current Total	% of Total Served		Current Total	% of Total Served		Current Total	% of Total Served	
Eligible Veterans	0	0%		10	2%		8	1%	
Individuals with a Disability	41	12%		60	12%		8	1%	
Low-income individuals	325	92%		283	59%		263	37%	
Ex-offenders	16	5%		26	5%		13	2%	
Homeless individuals or runaway youth	90	25%		32	7%		8	1%	
Current or former foster care youth	23	6%		0	0%		0	0%	
English language learners, individuals with low levels of literacy or facing substantial cultural barriers	138	39%		34	7%		15	2%	
Single parents (Including single pregnant women)	15	4%		71	15%		71	10%	
CORE INDICATORS OF PERFORMANCE	Total Current Period	PY 19/20 Goals	% of Goal	Total Current Period	PY 19/20 Goals	% of Goal	Total Current Period	PY 19/20 Goals	% of Goal
Placement Rate 2nd Quarter Post Exit ① (Cohort Period: 7/1/2018 - 9/30/2018)	58.5%	62.0%	94.4%	68.2%	66.5%	102.6%	74.0%	72.5%	102.1%
Placement Rate @ 4th Quarter Post Exit ① (Cohort Period: 1/1/2018 - 3/31/2018)	60.1%	62.5%	96.2%	68.3%	65.5%	104.3%	68.1%	70.5%	96.6%
Median Earnings/Quarter (Cohort Period: 7/1/2018 - 9/30/2018)	\$ 3,342.80	Baseline	N/A	\$ 7,778.88	\$5,700.00	136.5%	\$ 11,610.82	\$8,000.00	145.1%
Credential Rate (Cohort Period: 1/1/2018 - 3/31/2018)	13.1%	54.0%	24.3%	52.1%	61.5%	84.7%	45.5%	58.0%	78.4%
Measurable Skill Gains ② (Cohort Period: 7/1/2019 - 9/30/2019)	6.3%	31.27%	20.1%	7.7%	26.89%	28.6%	4.0%	19.09%	21.0%

① Placement in Employment for Adults & Dislocated Workers; and Placement in Employment, Education, Advanced Training or the Military for Youth.

② Measurable Skill Gains is a Performance Measure that applies only to the Regional Planning Unit (RPU) (The four local areas that exist within Alameda and Contra Costa Counties). RPU goal for PY 2019/2020: Youth = 31.27%; Adult = 26.89%; Dislocated Worker = 19.09%.

ITEM V.B.1. – REPORTS

SERVICES TO UNEMPLOYED RELATIVE TO THE LABOR FORCE PARTICIPATION WITHIN THE LOCAL WORKFORCE AREA PY 2019/2020; Quarter 2 (July 1, 2019 through December 31, 2019)

BACKGROUND:

The Alameda County Workforce Development Board's (ACWDB) America's Job Center of California (AJCC) and Sub-Regional Workforce Network of Career Service Providers (CSP) serve a significant number of job seekers through self-directed activities. These job seekers, who are not yet enrolled in any Workforce Innovation and Opportunity Act (WIOA) funded programs, are commonly referred to as "Universal Customers".

Job seekers register themselves into the State of California's career networking system (CalJOBS) and then take advantage of services: workshops, computers, and other universal services that are offered through ACWDB's workforce resource system.

ACWDB has recognized that these universal services take both staff time and resources, and should be tracked and reported as a statement to the level of services offered and traffic sustained through ACWDB's workforce system. WIOA also encourages Local Areas to track the use of such services.

The State's CalJOBS system offers us the ability to report on the number of job seekers who reside within our Local Area and **who utilize the online CalJOBS system** to meet their job search and vocational training needs.

ANALYSIS OF REPORT:

The statistics in the attached report reflect that on average, ACWDB's CSPs touched approximately 20.1% of the unemployed labor force in Alameda County during the first two quarters of this program year. This number represents nearly 4,300 individuals county-wide of the approximate 21,000 that are unemployed in this region.

For more information, please contact Michele G. Garcia, MIS Administrator at (510) 259-3802 or by email at mggarcia@acgov.org.

ATTACHMENT:

V.B.1.a. – Services to Unemployed PY19-20 Q2

SERVICES TO UNEMPLOYED RELATIVE TO THE LABOR FORCE PARTICIPATION
WITHIN ALAMEDA COUNTY'S LOCAL WORKFORCE DEVELOPMENT AREA
PY 2019/2020, Quarter 2; (07/01/2019 through 12/31/2019)

Labor Force Participation	Planning Areas within ACWDB's Local Area				
	North Cities	Eden Area	Tri Cities	Valley	TOTAL
TOTAL LABOR FORCE by Planning Area ¹	102,300	288,100	296,700	119,000	806,100
Unemployment Number	2,600	6,900	8,800	3,100	21,400
Unemployment Rate	2.5%	2.4%	3.0%	2.6%	2.6%
TOTAL INDIVIDUALS RECEIVING SERVICES ²	746	1,674	1,192	684	4,296
% of Total Unemployed Labor Force Served³	28.7%	24.3%	13.5%	22.1%	20.1%

¹ Labor Force Data by Planning Area is based on California's Labor Force Data for Cities - March 2018 Benchmark; Published 12/20/2019

Total Labor Force by Planning Area = the number individuals who are eligible for employment within the designated area.

Cities within the One Stop service area are factored together to obtain unemployment number and rate by Planning Area.

Unemployment Number = the number of employment eligible individuals that are unemployed

Unemployment Rate = the Unemployment Number divided by the Total Labor Force number.

Statistics for the City of Oakland are excluded from this data - but are included in comment ²"NOTE".

² Customers who were registered in CalJOBS categorized by their City of residence.

NOTE: There were an additional 2200+ job seekers who utilized services in our Local Area during this period, but who reside outside our service delivery area, and are NOT accounted for in this report.

³ % of Total Unemployed Labor Force Served = Total Individuals Receiving Services divided by Unemployment Number.

CalJOBS Report used: Detailed Reports / Individual Reports / Registered Individuals / by Local Area / Program Year to date

ITEM V.B.2. – REPORTS

CONTRACT PERFORMANCE INDICATORS REPORTS (CPIR) **ADULTS AND DISLOCATED WORKERS** **PY 2019/2020; Quarter 2; (7/1/2019 through 12/31/2019)**

BACKGROUND:

In PY 2019/2020, the Alameda County Workforce Development Board (ACWDB) continues to utilize the Industry Sector and Occupational Framework (ISOF) to measure the effectiveness of vocational training and sustainable employment opportunities relevant to this region of California. Effective July 1, 2019, the ACWDB approved the expansion of the ISOF to include the Government/Public industry sector.

ANALYSIS OF REPORTS:

During PY 2018/2019, some Career Service Providers (CSP), had not fully achieved their contract performance goals for enrollment numbers and number of On-the-Job Training (OJT) placements. Those performance deficits were carried into this program year with the requirement that they be achieved before September 30, 2019.

All but one of the contract performance deficits were attained by the deadline. Ohlone College was unable to achieve the four OJT placements by the September 30, 2019 deadline. ACWDB Business Services Unit has been providing guidance including technical assistance and best practices for engaging employers in the OJT program.

As a system, ACWDB's Adult and Dislocated Worker CSP have:

- Achieved more than 67% of their annual enrollment goal for the Workforce and Innovation and Opportunity Act (WIOA) Adult Worker funding stream;
- Achieved more than 75% of their annual enrollment goal for the Dislocated Worker funding stream;
- Engaged 10 employers with the OJT program, hitting 27% of their annual goals for OJT enrollments; and
- Continued to exceed their goals for training opportunities within the ISOF (100% of WIOA-funded training this year falls within the ISOF).

For more information, please contact Michele G. Garcia, MIS Administrator at (510) 259-3802 or by email at mggarcia@acgov.org.

ATTACHMENTS:

V.B.2.a. – REPORT CPIR Ad DW PY19-20 Q2

CONTRACT PERFORMANCE INDICATORS REPORT (Adults & Dislocated Workers)

Results-Based Accountability (RBA) Format

Alameda County Workforce Development Board (ACWDB)

AGGREGATE OF ALL ACWDB-FUNDED CAREER SERVICE PROVIDERS

PY 2019/20; 1st QUARTER - JULY 01, 2019 THROUGH DECEMBER 31, 2019

FUND SOURCE:	ADULT			DISLOCATED WORKER		
BENCHMARKS	ACTUAL	GOAL ^①	% of GOAL	ACTUAL	GOAL ^①	% of GOAL
HOW MUCH DID WE DO?						
# OF NEW ENROLLMENTS	167	247	67.6%	250	333	75.1%
\$ TRAINING OBLIGATIONS (ITAs & OJTs)	\$102,969	\$123,853	83.1%	\$223,341	\$327,651	68.2%
# OJT ENROLLMENTS (Ad & DW) ^②	10	37	27.0%			
HOW WELL DID WE DO?						
% OF ITA ENROLLMENTS IN ISOF*	100.0%	75.0%	133.3%	89.0%	75.0%	118.7%
% OF OJT ENROLLMENTS IN ISOF* ^②	100.0%	75.0%	133.3%			
IS ANYONE BETTER OFF?						
# ENTERED EMPLOYMENT (of closed cases)	79	186	42.5%	90	250	36.0%
# OF JOB PLACEMENTS WITHIN ISOF*	55	93	59.1%	72	125	57.6%
% THAT ATTAINED CREDENTIAL (of participants in training)	30.0%	62.0%	48.4%	35.0%	62.0%	56.5%

^① Reflective of annual goals with anticipated full compliance by June 30, 2020. Includes under-performance from PY 2018/19.

^② OJT Enrollment Goals span across both the WIOA Adult and the Dislocated Worker funding streams.

* ISOF = ACWDB's Priority Industry Sector and Occupational Framework

#DIV/0! = Insufficient data available to perform the calculation.

Template Revised July, 2019

CONTRACT PERFORMANCE INDICATORS REPORT (Adults & Dislocated Workers)

Results-Based Accountability (RBA) Format

Alameda County Workforce Development Board (ACWDB)

RUBICON PROGRAMS - EDEN AREA AJCC - Comprehensive

PY 2019/20; 1st QUARTER - JULY 01, 2019 THROUGH DECEMBER 31, 2019

FUND SOURCE:	ADULT			DISLOCATED WORKER		
BENCHMARKS	ACTUAL	GOAL ^①	% of GOAL	ACTUAL	GOAL ^①	% of GOAL
HOW MUCH DID WE DO?						
# OF NEW ENROLLMENTS	49	91	53.8%	89	129	69.0%
\$ TRAINING OBLIGATIONS (ITAs & OJTs)	\$44,407	\$44,407	100.0%	\$70,223	\$127,784	55.0%
# OJT ENROLLMENTS (Ad & DW) ^②	3	12	25.0%			
HOW WELL DID WE DO?						
% OF ITA ENROLLMENTS IN ISOF*	100.0%	75.0%	133.3%	100.0%	75.0%	133.3%
% OF OJT ENROLLMENTS IN ISOF* ^②	100.0%	75.0%	133.3%			
IS ANYONE BETTER OFF?						
# ENTERED EMPLOYMENT (of closed cases)	21	68	30.9%	32	97	33.0%
# OF JOB PLACEMENTS WITHIN ISOF*	20	34	58.8%	24	48	50.0%
% THAT ATTAINED CREDENTIAL (of participants in training)	40.0%	62.0%	64.5%	57.1%	62.0%	92.2%

① Reflective of annual goals with anticipated full compliance by June 30, 2020. Includes under-performance from PY 2018/19.

② OJT Enrollment Goals span across both the WIOA Adult and the Dislocated Worker funding streams.

* ISOF = ACWDB's Priority Industry Sector and Occupational Framework

#DIV/0! = Insufficient data available to perform the calculation.

Template Revised July, 2019

CONTRACT PERFORMANCE INDICATORS REPORT (Adults & Dislocated Workers)

Results-Based Accountability (RBA) Format

Alameda County Workforce Development Board (ACWDB)

PERALTA COMMUNITY COLLEGE - NORTH CITIES Sub-Regional Workforce Network (SWN)

PY 2019/20; 1st QUARTER - JULY 01, 2019 THROUGH DECEMBER 31, 2019

FUND SOURCE:	ADULT			DISLOCATED WORKER		
BENCHMARKS	ACTUAL	GOAL ^①	% of GOAL	ACTUAL	GOAL ^①	% of GOAL
HOW MUCH DID WE DO?						
# OF NEW ENROLLMENTS	50	62	80.6%	62	70	88.6%
\$ TRAINING OBLIGATIONS (ITAs & OJTs)	\$23,025	\$23,911	96.3%	\$61,134	\$68,807	88.8%
# OJT ENROLLMENTS (Ad & DW) ^②	2	7	28.6%			
HOW WELL DID WE DO?						
% OF ITA ENROLLMENTS IN ISOF*	100.0%	75.0%	133.3%	100.0%	75.0%	133.3%
% OF OJT ENROLLMENTS IN ISOF* ^②	100.0%	75.0%	133.3%			
IS ANYONE BETTER OFF?						
# ENTERED EMPLOYMENT (of closed cases)	0	47	0.0%	1	53	1.9%
# OF JOB PLACEMENTS WITHIN ISOF*	0	24	0.0%	1	27	3.7%
% THAT ATTAINED CREDENTIAL (of participants in training)	#DIV/0!	62.0%	#DIV/0!	0.0%	62.0%	0.0%

① Reflective of annual goals with anticipated full compliance by June 30, 2020. Includes under-performance from PY 2018/19.

② OJT Enrollment Goals span across both the WIOA Adult and the Dislocated Worker funding streams.

* ISOF = ACWDB's Priority Industry Sector and Occupational Framework

#DIV/0! = Insufficient data available to perform the calculation.

Template Revised July, 2019

CONTRACT PERFORMANCE INDICATORS REPORT (Adults & Dislocated Workers)

Results-Based Accountability (RBA) Format

Alameda County Workforce Development Board (ACWDB)

OHLONE COLLEGE - TRI-CITIES Sub-Regional Workforce Network (SWN)

PY 2019/20; 1st QUARTER - JULY 01, 2019 THROUGH DECEMBER 31, 2019

FUND SOURCE:	ADULT			DISLOCATED WORKER		
BENCHMARKS	ACTUAL	GOAL ^①	% of GOAL	ACTUAL	GOAL ^①	% of GOAL
HOW MUCH DID WE DO?						
# OF NEW ENROLLMENTS	41	61	67.2%	60	88	68.2%
\$ TRAINING OBLIGATIONS (ITAs & OJTs)	\$18,107	\$29,604	61.2%	\$50,870	\$85,189	59.7%
# OJT ENROLLMENTS (Ad & DW) ^②	0	12	0.0%			
HOW WELL DID WE DO?						
% OF ITA ENROLLMENTS IN ISOF*	100.0%	75.0%	133.3%	100.0%	75.0%	133.3%
% OF OJT ENROLLMENTS IN ISOF* ^②	#DIV/0!	75.0%	#DIV/0!			
IS ANYONE BETTER OFF?						
# ENTERED EMPLOYMENT (of closed cases)	33	46	71.7%	30	65	46.2%
# OF JOB PLACEMENTS WITHIN ISOF*	18	23	78.3%	23	33	69.7%
% THAT ATTAINED CREDENTIAL (of participants in training)	30.0%	62.0%	48.4%	31.3%	62.0%	50.4%

^① Reflective of annual goals with anticipated full compliance by June 30, 2020. Includes under-performance from PY 2018/19.

^② OJT Enrollment Goals span across both the WIOA Adult and the Dislocated Worker funding streams.

* ISOF = ACWDB's Priority Industry Sector and Occupational Framework

#DIV/0! = Insufficient data available to perform the calculation.

Template Revised July, 2019

CONTRACT PERFORMANCE INDICATORS REPORT (Adults & Dislocated Workers)

Results-Based Accountability (RBA) Format

Alameda County Workforce Development Board (ACWDB)

CHABOT/LAS POSITAS COMMUNITY COLLEGE - VALLEY Sub-Regional Workforce Network (SWN)

PY 2019/20; 1st QUARTER - JULY 01, 2019 THROUGH DECEMBER 31, 2019

FUND SOURCE:	ADULT			DISLOCATED WORKER		
BENCHMARKS	ACTUAL	GOAL ^①	% of GOAL	ACTUAL	GOAL ^①	% of GOAL
HOW MUCH DID WE DO?						
# OF NEW ENROLLMENTS	27	33	81.8%	39	46	84.8%
\$ TRAINING OBLIGATIONS (ITAs & OJTs)	\$17,430	\$25,931	67.2%	\$41,114	\$45,871	89.6%
# OJT ENROLLMENTS (Ad & DW) ^②	5	6	83.3%			
HOW WELL DID WE DO?						
% OF ITA ENROLLMENTS IN ISOF*	100.0%	75.0%	133.3%	100.0%	75.0%	133.3%
% OF OJT ENROLLMENTS IN ISOF* ^②	100.0%	75.0%	133.3%			
IS ANYONE BETTER OFF?						
# ENTERED EMPLOYMENT (of closed cases)	25	25	100.0%	27	35	77.1%
# OF JOB PLACEMENTS WITHIN ISOF*	17	12	141.7%	24	17	141.2%
% THAT ATTAINED CREDENTIAL (of participants in training)	66.7%	62.0%	107.5%	66.7%	62.0%	107.5%

① Reflective of annual goals with anticipated full compliance by June 30, 2020. Includes under-performance from PY 2018/19.

② OJT Enrollment Goals span across both the WIOA Adult and the Dislocated Worker funding streams.

* ISOF = ACWDB's Priority Industry Sector and Occupational Framework

#DIV/0! = Insufficient data available to perform the calculation.

Template Revised July, 2019

CONTRACT PERFORMANCE INDICATORS REPORT

Additional Assistance (AA) Grant - Biotech & Advanced Manufacturing Rapid Reemployment (BAMRR)

Alameda County Workforce Development Board (ACWDB)

AGGREGATE OF ALL AA/BAMRR PROVIDERS

PY 2019/20; 1st QUARTER - JULY 01, 2019 THROUGH DECEMBER 31, 2019

AA/BAMRR Project Dates July 1, 2019 through March 31, 2020

PROVIDERS:		RUBICON		OHLONE		CHABOT/LP		LANEY					
MEASURES		ACTUAL	GOAL ^①	ACTUAL	GOAL ^①	ACTUAL	GOAL ^①	ACTUAL	GOAL ^①	ACTUAL	GOAL ^①	ACTUAL	GOAL ^①
HOW MUCH DID WE DO?													
1	# OF NEW ENROLLMENTS	6	24	11	25	4	50	0	27	0		0	
2	# ENROLLED IN TRAINING	2		0	25	0		0	25	0		0	
HOW WELL DID WE DO?													
3	# OF TRAINING COMPLETIONS	0		0	25	0		0	25	0		0	
4	# OF SECTOR EVENTS	0	1	0	1	0	1	0	1	0	1	0	1
5	DIVERSITY TARGETS^②	0		0		0		0	18	0		0	
IS ANYONE BETTER OFF?													
6	# CREDENTIAL ATTAINMENTS (of those trained with closed cases)	0		0	18	0		0	25	0		0	
7	# ENTERED EMPLOYMENT (@ case closure)	0		0	18	0		0	25	0		0	

TOTAL AA/BAMRR PROJECT STATISTICS

Measure:	1 - New Enr		2 - Enr Trng		3 - Trng Comp		4 - Events		5 - Diversity		6 - Cred Attain		6 - Ent Emp	
#/% Attainment of Goals:	21	14%	2	2%	0	0%	0	0%	0	0%	0	0%	0	0%

^① Reflective of project goals with anticipated full compliance by March 31, 2020.

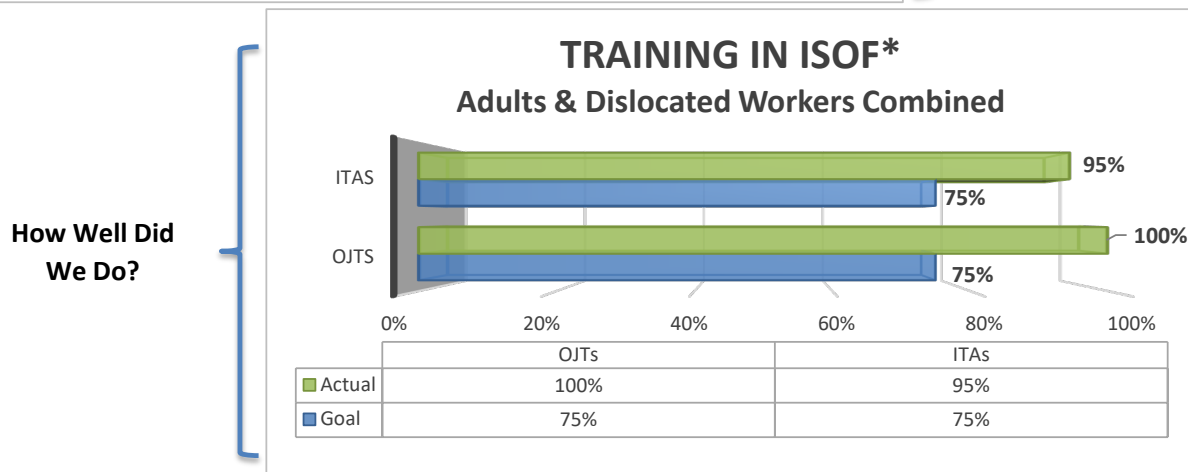
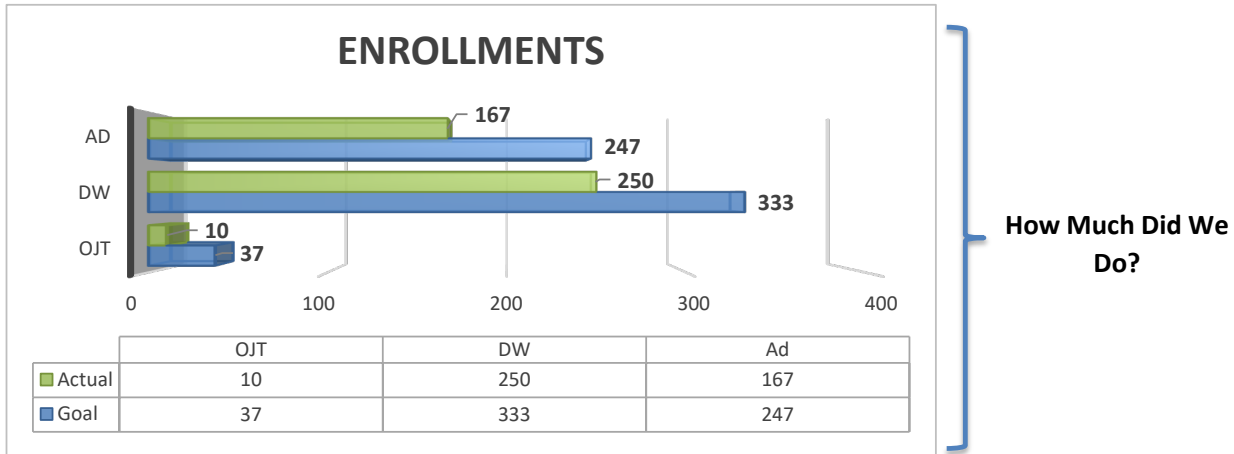
^② Diversity Targets include: Veterans, People of Color; Unhoused Individuals; Re-Entry; Individuals with Disabilities; Women; and other historically underrepresented groups.

#DIV/0! = Insufficient data available to perform the calculation.

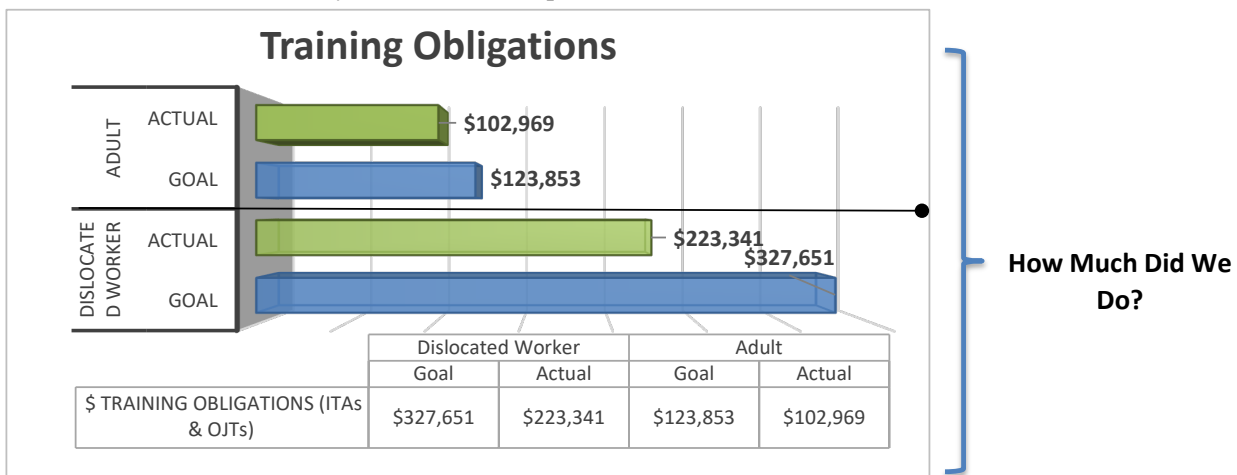
Template Revised July, 2019

**CONTRACT PERFORMANCE INDICATORS REPORT (Adults & Dislocated Workers)
AGGREGATE DATA**

PY 2019/20; 1st QUARTER - JULY 01, 2019 THROUGH DECEMBER 31, 2019



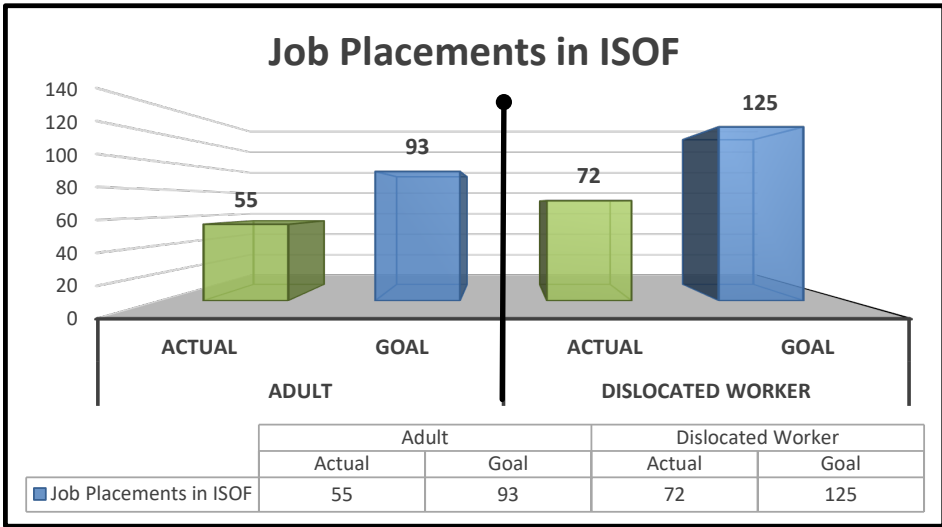
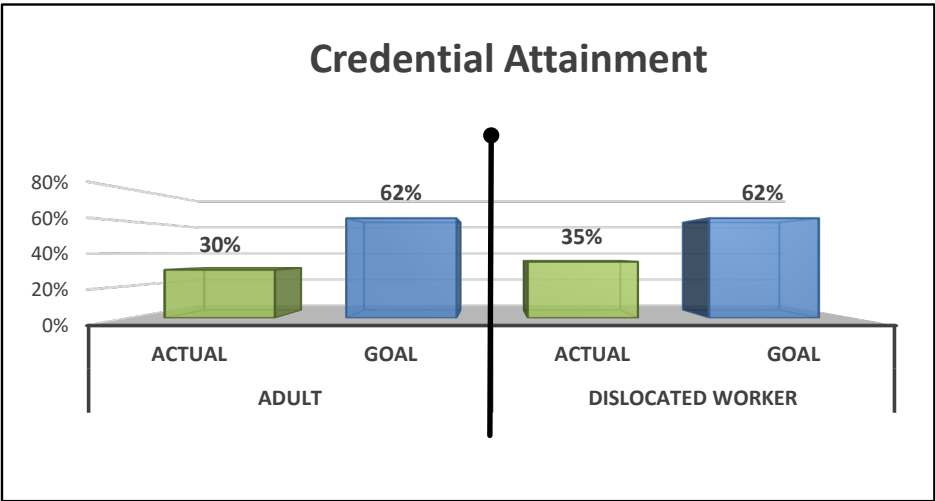
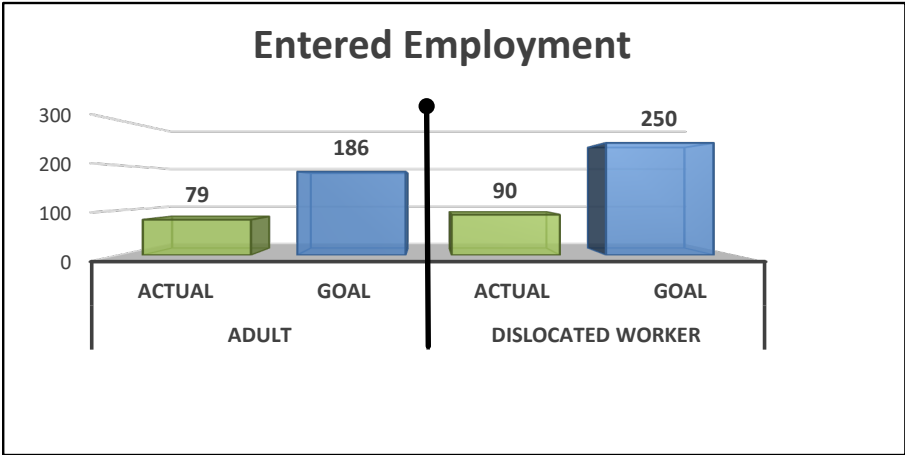
* ISOF = ACWDB's Industry Sector and Occupational Framework



CONTRACT PERFORMANCE INDICATORS REPORT (Adults & Dislocated Workers)
AGGREGATE DATA

PY 2019/20; 1st QUARTER - JULY 01, 2019 THROUGH DECEMBER 31, 2019

Is Anyone Better Off?



ITEM V.C. - REPORT

YOUTH CONTRACT PERFORMANCE INDICATORS REPORTS **PY 2019/2020; Quarter 2; 7/1/2019 through 12/31/2019**

BACKGROUND:

Program year (PY) 2019/2020 represents the second year of a three-year cycle for the new Workforce Innovation and Opportunity Act (WIOA) Youth Innovation and Youth/Young Adult Future Force program designs. While the mandate for the allocation of WIOA Youth funds requires a minimum of 75% of funding towards out-of-school WIOA eligible youth, the Alameda County Workforce Development Board (ACWDB) has allocated Youth funds as follows:

1. Ninety percent (90%) of the funds are allocated for out-of-school youth (not enrolled in school) to provide opportunities to reconnect with education, gain employment, improve basic skills in reading and math, and improve job skills by participation in career readiness, work experience, and internship activities depending on the assessment of need and the individual employment plan.
2. Ten percent (10%) of the funds are allocated for in-school youth (attending any secondary or post-secondary school) to provide opportunities to remain in school and achieve their educational goals.

The quarterly contract performance reports provide the ACWDB, its committees and the youth program operators a way of monitoring performance at a contractual level during the fiscal year. The report is based on actual counts of customer enrollments and exit outcomes. This data is real time and not measured from the State's Base Wage Record system.

ANALYSIS OF REPORTS:

Youth Innovation (In-School Youth):

ACWDB's in-school Youth program suffered challenges early in the first program year of the new program design (PY 2018/2019), but was able to contract with another existing provider to ensure services were provided to WIOA-eligible in-school youth.

Beginning this program year, ACWDB is working with the Eden Area Regional Occupation Program (ROP) to serve the regions in-school youth population. So far this year, Eden ROP has already met their enrollment goal for this program year. Because of their program design, Eden ROP is likely going to achieve all of their training and credential attainment goals as well.

Youth and Young Adult Future Force (Out-of-School Youth):

As a system, ACWDB's out-of-school Youth Providers have achieved:

- 76.5% of their annual enrollment goal for this program year;
- 41% of their annual goal to place participants into training; and
- 76.5% of their annual goal for credential attainment – which is a significant improvement from last year.

Only one of the four out-of-school Youth Providers had any carry-in goals from PY 2018/2019 performance deficits – and all of those goals were met by the end of September, 2019.

All of ACWDB's WIOA Service Providers are expected to attain 100% of their contract performance goals by March 31, 2020.

Please contact Michele G. Garcia, MIS Administrator if you have any questions at (510) 259-3802 or by email at mggarcia@acgov.org.

ATTACHMENT:

V.C.1. – REPORT CPIR Yth PY19-20 Q2

YOUTH CONTRACT PERFORMANCE INDICATORS REPORT

Results-Based Accountability (RBA) Format

Alameda County Workforce Development Board (ACWDB)

AGGREGATE OF ALL ACWDB YOUTH PROVIDERS

PY 2019/2020; 2ND QUARTER - JULY 01, 2019 THROUGH DECEMBER 31, 2019

BENCHMARKS	IN-SCHOOL			OUT-OF-SCHOOL		
	ACTUAL	GOAL	% of GOAL	ACTUAL	GOAL	% of GOAL
HOW MUCH DID WE DO?						
# OF NEW ENROLLMENTS (Full Enrollment by 3/31/2020)	40	40	100.0%	114	149	76.5%
# IN TRAINING THAT LEADS TO CREDENTIAL ATTAINMENT	0	10	0.0%	16	39	41.0%
HOW WELL DID WE DO?						
# RECEIVED WORK-BASED LEARNING ACTIVITIES ①	0	36	0.0%	74	134	55.2%
# RECEIVED SOFT-SKILLS/LEADERSHIP TRAINING ②	0	36	0.0%	64	134	47.7%
IS ANYONE BETTER OFF?						
% YOUTH PLACEMENT ③ (of closed cases)	#DIV/0!	62.0%	#DIV/0!	19.0%	62.0%	30.7%
# OF CREDENTIALS ATTAINED (of those enrolled in training)	0	5	0.0%	13	17	76.5%

① Work-Based Learning Activities (400-Summer Employment; 408-Internship; 409-Job Shadow; 425-Wk Exp Pd; 426-Wk Exp Unpd; 427-Intern Pd; 431-PreApprentice; 432-Apprentice; 433-Career Aware; 434-Career Explore; 437-PreApprent w/Occ Skills Trng)

② Soft Skills/Leadership = Activity 410-Leadership Development Services

③ Youth Placement = Placement in Employment, Education, Advanced Training, or the Military

"#DIV/0!" or "#REF!" = Insufficient data available to perform the calculation.

Template Revised August, 2018

YOUTH CONTRACT PERFORMANCE INDICATORS REPORT

Results-Based Accountability (RBA) Format

Alameda County Workforce Development Board (ACWDB)

EDEN AREA REGIONAL OCCUPATION PROGRAM (ROP) - Youth Innovations (YIE)

PY 2019/2020; 2ND QUARTER - JULY 01, 2019 THROUGH DECEMBER 31, 2019

FUND SOURCE:	IN - SCHOOL		
PERFORMANCE MEASURES	ACTUAL	GOAL	% of GOAL
HOW MUCH DID WE DO?			
# OF NEW ENROLLMENTS (Full Enrollment by 3/31/2020)	40	40	100.0%
# IN TRAINING THAT LEADS TO CREDENTIAL ATTAINMENT	0	10	0.0%
HOW WELL DID WE DO?			
# RECEIVED WORK-BASED LEARNING ACTIVITIES ①	0	36	0.0%
# RECEIVED SOFT-SKILLS/LEADERSHIP TRAINING ②	0	36	0.0%
IS ANYONE BETTER OFF?			
% YOUTH PLACEMENT ③ (of closed cases)	#DIV/0!	62.0%	#DIV/0!
# OF CREDENTIALS ATTAINED (of those enrolled in training)	0	5	0.0%

① Work-Based Learning Activities (400-Summer Employment; 408-Internship; 409-Job Shadow; 425-Wk Exp Pd; 426-Wk Exp Unpd; 427-Intern Pd; 431-PreApprentice; 432-Apprentice; 433-Career Aware; 434-Career Explore; 437-PreApprent w/Occ Skills Trng)

② Soft Skills/Leadership = Activity 410-Leadership Development Services

③ Youth Placement = Placement in Employment, Education, Advanced Training, or the Military

"#DIV/0!" or "#REF!" = Insufficient data available to perform the calculation.

Template Revised August, 2018

YOUTH CONTRACT PERFORMANCE INDICATORS REPORT

Results-Based Accountability (RBA) Format

Alameda County Workforce Development Board (ACWDB)

HAYWARD ADULT SCHOOL (HAS) - Future Force Career Program (YOE)

PY 2019/2020; 2ND QUARTER - JULY 01, 2019 THROUGH DECEMBER 31, 2019

FUND SOURCE:	OUT-OF-SCHOOL		
PERFORMANCE MEASURES	ACTUAL	GOAL	% of GOAL
HOW MUCH DID WE DO?			
# OF NEW ENROLLMENTS (Full Enrollment by 3/31/2020)	54	54	100.0%
# IN TRAINING THAT LEADS TO CREDENTIAL ATTAINMENT	13	14	92.9%
HOW WELL DID WE DO?			
# RECEIVED WORK-BASED LEARNING ACTIVITIES ①	32	49	65.8%
# RECEIVED SOFT-SKILLS/LEADERSHIP TRAINING ②	25	49	51.4%
IS ANYONE BETTER OFF?			
% YOUTH PLACEMENT ③ (of closed cases)	57.1%	62.0%	92.2%
# OF CREDENTIALS ATTAINED (of those enrolled in training)	11	5	220.0%

① Work-Based Learning Activities (400-Summer Employment; 408-Internship; 409-Job Shadow; 425-Wk Exp Pd; 426-Wk Exp Unpd; 427-Intern Pd; 431-PreApprentice; 432-Apprentice; 433-Career Aware; 434-Career Explore; 437-PreApprent w/Occ Skills Trng)

② Soft Skills/Leadership = Activity 410-Leadership Development Services

③ Youth Placement = Placement in Employment, Education, Advanced Training, or the Military

"#DIV/0!" or "#REF!" = Insufficient data available to perform the calculation.

Template Revised August, 2018

YOUTH CONTRACT PERFORMANCE INDICATORS REPORT

Results-Based Accountability (RBA) Format

Alameda County Workforce Development Board (ACWDB)

BERKELEY YOUTH ALTERNATIVES (BYA) - Future Force Career Program (YON)

PY 2019/2020; 2ND QUARTER - JULY 01, 2019 THROUGH DECEMBER 31, 2019

FUND SOURCE:	OUT-OF-SCHOOL		
PERFORMANCE MEASURES	ACTUAL	GOAL	% of GOAL
HOW MUCH DID WE DO?			
# OF NEW ENROLLMENTS (Full Enrollment by 3/31/2020)	26	46	56.5%
# IN TRAINING THAT LEADS TO CREDENTIAL ATTAINMENT	0	12	0.0%
HOW WELL DID WE DO?			
# RECEIVED WORK-BASED LEARNING ACTIVITIES ①	16	41	38.6%
# RECEIVED SOFT-SKILLS/LEADERSHIP TRAINING ②	15	41	36.2%
IS ANYONE BETTER OFF?			
% YOUTH PLACEMENT ③ (of closed cases)	0.0%	62.0%	0.0%
# OF CREDENTIALS ATTAINED (of those enrolled in training)	0	6	0.0%

① Work-Based Learning Activities (400-Summer Employment; 408-Internship; 409-Job Shadow; 425-Wk Exp Pd; 426-Wk Exp Unpd; 427-Intern Pd; 431-PreApprentice; 432-Apprentice; 433-Career Aware; 434-Career Explore; 437-PreApprent w/Occ Skills Trng)

② Soft Skills/Leadership = Activity 410-Leadership Development Services

③ Youth Placement = Placement in Employment, Education, Advanced Training, or the Military

"#DIV/0!" or "#REF!" = Insufficient data available to perform the calculation.

Template Revised August, 2018

40

YOUTH CONTRACT PERFORMANCE INDICATORS REPORT

Results-Based Accountability (RBA) Format

Alameda County Workforce Development Board (ACWDB)

LA FAMILIA - Future Force Career Program (YOT & YOY)

PY 2019/2020; 2ND QUARTER - JULY 01, 2019 THROUGH DECEMBER 31, 2019

FUND SOURCE:	OUT-OF-SCHOOL					
Sub Region:	Tri-Cities (YOT)			Valley (YOY)		
PERFORMANCE MEASURES	ACTUAL	GOAL	% of GOAL	ACTUAL	GOAL	% of GOAL
HOW MUCH DID WE DO?						
# OF NEW ENROLLMENTS (Full Enrollment by 3/31/2020)	24	31	77.4%	10	18	55.6%
# IN TRAINING THAT LEADS TO CREDENTIAL ATTAINMENT	2	8	25.0%	1	5	20.0%
HOW WELL DID WE DO?						
# RECEIVED WORK-BASED LEARNING ACTIVITIES ①	19	28	68.1%	7	16	43.2%
# RECEIVED SOFT-SKILLS/LEADERSHIP TRAINING ②	17	28	60.9%	7	16	43.2%
IS ANYONE BETTER OFF?						
% YOUTH PLACEMENT ③ (of closed cases)	33.3%	62.0%	53.8%	44.4%	62.0%	71.7%
# OF CREDENTIALS ATTAINED (of those enrolled in training)	2	4	50.0%	0	2	0.0%

① Work-Based Learning Activities (400-Summer Employment; 408-Internship; 409-Job Shadow; 425-Wk Exp Pd; 426-Wk Exp Unpd; 427-Intern Pd; 431-PreApprentice; 432-Apprentice; 433-Career Aware; 434-Career Explore; 437-PreApprent w/Occ Skills Trng)

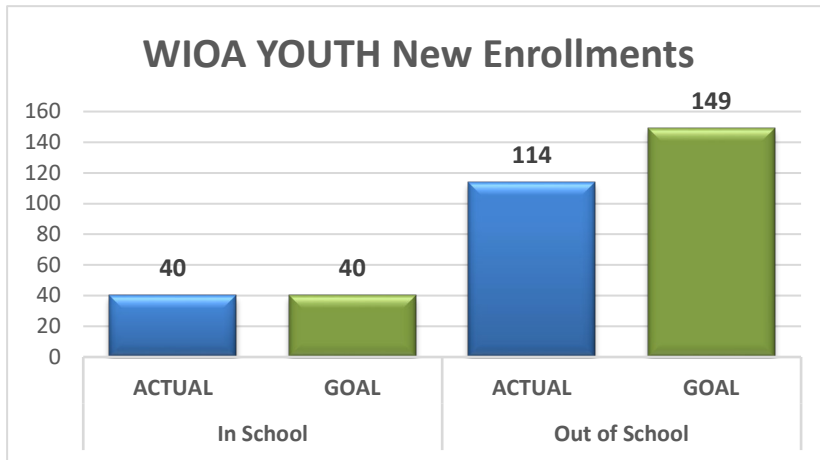
② Soft Skills/Leadership = Activity 410-Leadership Development Services

③ Youth Placement = Placement in Employment, Education, Advanced Training, or the Military

"#DIV/0!" or "#REF!" = Insufficient data available to perform the calculation.

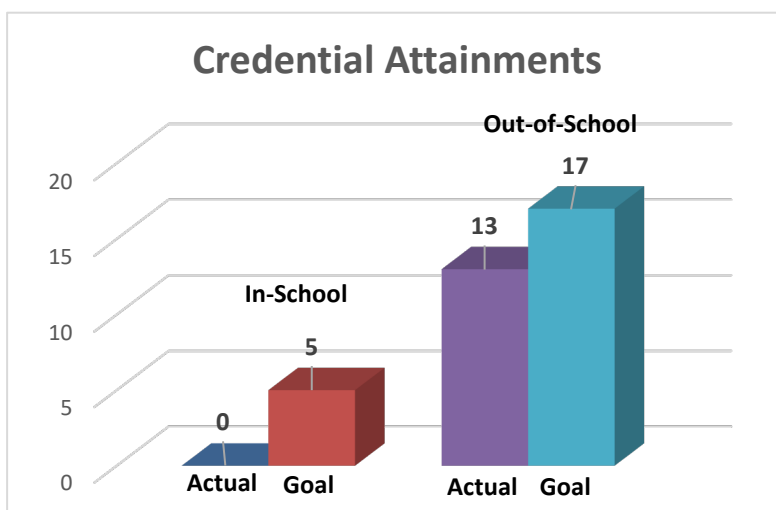
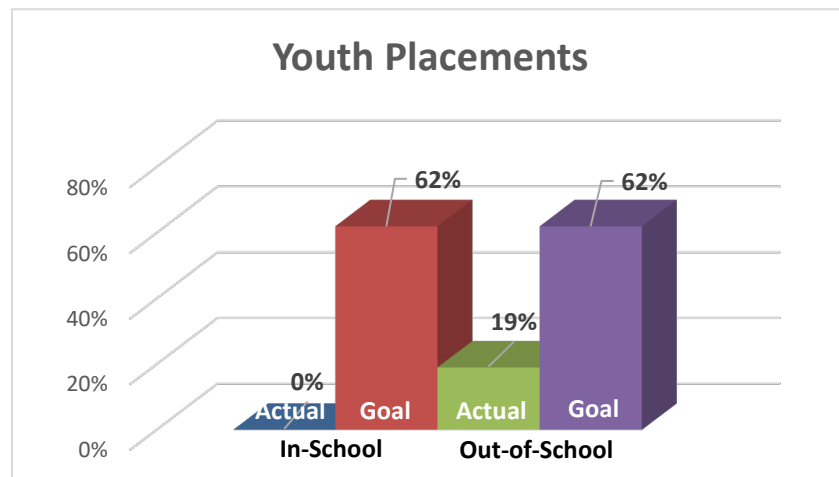
Template Revised August, 2018

YOUTH CONTRACT PERFORMANCE INDICATORS REPORT
AGGREGATE OF ALL ACWDB YOUTH PROVIDERS
 PY 2019/2020; 2ND QUARTER - JULY 01, 2019 THROUGH DECEMBER 31, 2019



How much did we do?

How well did we do?



Is anyone better off?

ITEM V.D. – REPORT

BUSINESS SERVICES UNIT

PY 2019/2020; Quarter 2 – 7/1/2019 through 12/31/2019

BACKGROUND:

At the December 14, 2017 Alameda County Workforce Development Board (ACWDB) meeting, the Board approved the adoption of a new business engagement model to be implemented by the ACWDB's Business Services Unit (BSU) in PY 2018/2019 and PY 2019/2020. Under the new model, the BSU provides services such as customized training and rapid response activities to employers while also assuming the role of "intermediary" to a steering committee of internal and external partners to better coordinate employer-focused services throughout the County.

PROGRAM YEAR 2019/2020 BUSINESS SERVICES:

The Alameda County Business Engagement Team (ACBET):

In PY 2019/2020, ACWDB continued to build coordination of a steering committee of key employer-facing partners and demand-driven initiatives to provide service to a wide number of businesses. ACWDB convened bi-monthly partnership meetings of staff, collectively known as the ACBET, representing the Employer Advisory Council (EAC), East Bay Economic Development Alliance (EBEDA), the Alameda County Social Service Agency's Workforce & Benefits Administration (WBA), and the Alameda County Community Development Agency (CDA). The Alameda County Small Business Development Center (ACSBDC) and Hayward Chamber of Commerce joined the partnership in PY 2019/2020.

In addition to strengthening relationships between the partners, meeting highlights included an Economic Development Update by the City of Hayward's new Economic Development Director, as well as discussion around collaboration for the Women in Manufacturing event that was held at Chabot College on February 21st, 2020.

Business Services Unit Performance Measures:

To measure the impact of working collaboratively with the ACBET partners, address ACWDB's commitment to helping small businesses grow and tell the story of how ACWDB's BSU serves and engages businesses under the new business engagement model, staff collects data on five (5) performance measures. These measures were approved by the Board at the September 12, 2019 meeting and quantitative goals were added to these measures and approved by the Board at the December 12, 2019 meeting. Measures are tracked by BSU staff primarily through a shared Google Document. Please see *Attachment V.D.1. Alameda County Workforce Development Board's Business Services Unit Performance Indicator Report: PY 2019/2020* for performance to date.

PY 2019/2020 Business Services Performance Measures and Outcomes to Date:

1) Overall Businesses Served

The BSU has a goal of serving 372 businesses through outreach at events, individual calls, meetings and Rapid Response events. To date, the BSU has served 304 businesses. Businesses were reached at events such as the Annual HR Star Conference in San Francisco, where staff provided BSU resources to HR staff from more than 200 companies, as well as the Alameda County Economic Development Forum.

Initiatives centered on increasing awareness of BSU and Rapid Response Services and included recruitment assistance, information on Customized, Incumbent Worker and On-the-Job Training (OJT), and referrals to job fairs and resources partners. Businesses reached included South Bay Solutions (machining manufacturer, Fremont), Essex Property Trust (real estate investment, Fremont), and Ocho Candy (food manufacturer, Oakland). Feedback from employers included appreciation for the assistance provided and connections made.

Note: for Rapid Response service, please see Reports V.E.

2) Individualized Services to Small Businesses

To date, BSU staff has provided individualized services to 11 small businesses (less than 100 employees) out of an annual goal of 24 businesses. Businesses served included BASF (chemical manufacturer, Newark), Alvarado Group (energy, Newark), LoCal Foodz (meal preparation, Hayward), Glassybaby (glassware manufacturer, Berkeley) and Alliance Home Health Care (Pleasanton). Services included:

- Posting job announcements on HotJobs and on ACWDB's social media platforms
- Brokering introductions to partners such as the ACSBDC, EAC and industry sector partnerships
- Providing information on OJT and Customized Training opportunities
- Work-Based Learning connections

3) Number of Events Attended

In the first half of PY 2019/2020, BSU staff presented on business services at two events sponsored by elected officials: the Senior Resource Fair and Scam Stoppers Event in Castro Valley sponsored by Congressman Eric Swallwell, and the Tri-Valley Small Business Workshop in Dublin sponsored by Assemblymember Rebecca Bauer-Kahan. Through these events, the team was able to share information to more than 50 businesses on training and retaining their workforce.

Overall, the BSU attended and/or presented at 18 events out of a goal of 22 where staff tabled, etc. Events varied in scope and include:

- Women in Apprenticeship event sponsored by Tradeswomen Inc.
- California State University East Bay internship event (where BSU staff networked with hiring employers)

- Merritt College’s CyberSecurity Program Employer Day
- Apprenticeship Bay Area: Education Landscape
- Manufacturing 4.0 Employer Panel sponsored by EBEDA

In addition, BSU staff was invited to present on business services at a number of employer-focused meetings and events with ACBET partners, including: Employer Advisory Council meetings and Bay Area Business Roundtable convenings.

Staff also attended several events sponsored by our city partners, including the City of Berkeley’s Manufacturing Day tours and Office of Economic Development event for small businesses; City of Emeryville’s Biz Nexus events for businesses; City of Hayward business openings including the Lincoln Landing Groundbreaking Ceremony, RefleXion Medical and Bon Mange; and City of Fremont and City of San Leandro’s Manufacturing Day events.

4) Build Local and Regional Collaboration with Industry, Trade, Economic Development and Other Business-Oriented Partners (qualitative)

BSU staff attended a meeting with Alameda Point Collaborative to learn about their programming and work with the housing vulnerable population they serve to seek service partnerships and alignment with our North Cities Service Provider. ACWDB staff also attended a sit down with Caltrans key department heads to explore long-term strategic training opportunities and build career pathways for multiple target groups.

BSU staff continued to engage closely with Directors of Economic Development Departments at a number of cities, including Union City, San Leandro, Hayward, Berkeley and Fremont and stayed abreast of local and regional economic initiatives through participation at the EBEDA’s quarterly Economic Development Directors’ Council meetings.

5) Overall Business Referrals to Workforce System and Partners

One of the vital services BSU staff provides to Alameda County employers is connections to partners who can provide more helpful resources. During the first two quarters of PY 2019/2020, BSU staff provided approximately 25 employer referrals to partners in the workforce system including Career Services Providers, Youth Providers, Alameda County Social Services Agency’s Workforce Benefits Administration, Adult Schools and Community Colleges, the Employment Training Panel, the Small Business Development Center, and the Employer Advisory Council.

For further information, contact Samantha Miller, Program Financial Specialist at (510) 259-3832 or email samiller@acgov.org.

ATTACHMENT:

Attachment V.D.1. - Alameda County Workforce Development Board’s Business Services Unit Performance Indicator Report: PY 2019/2020

ALAMEDA COUNTY WORKFORCE DEVELOPMENT BOARD'S BUSINESS SERVICES UNIT
PERFORMANCE INDICATOR REPORT

PY 2019/2020; 2ND QUARTER - JULY 01, 2019 THROUGH DECEMBER 31, 2019

<u>GOALS</u>	<u>ACTUAL</u>	<u>ANNUAL</u>	<u>SERVICES PROVIDED</u>	<u>BUSINESS SERVED</u>
1. Overall Businesses Served	304	372	<ul style="list-style-type: none"> ○ Recruitment assistance ○ Referrals to job fairs and resource partners ○ Information on Customized Training (CT) and On-The-Job Training (OJT) 	Businesses include: South Bay Solutions, Essex Property Trust, Ocho Candy, Senior Helpers, participants at HR Star Conference, CA Gold Course Owners Association
2. Individualized Services to Small Businesses (<100 employees)	11	24	<ul style="list-style-type: none"> ○ Brokering introductions to partners (ACSBDC, EAC) ○ Work-Based Learning Connections ○ Sharing job openings ○ Information on Customized Training (CT) and On-The-Job Training (OJT) 	Businesses include: BASF, Mighty Buildings, Alvarado Group, LoCal Foodz, Reflexion, Mango Materials, Emeryville Dental Care, Karen Kemp Creative, Alliance Home Health Care, Poly Seal Industries, Glassybaby
3. Number of Events Attended	18	22	<ul style="list-style-type: none"> ○ Presented on businesses services ○ Served as resource table ○ Outreach and networking with partners and businesses 	Events included: <ul style="list-style-type: none"> ○ Women In Apprenticeship ○ Rising Sun Reception ○ CSUEB Internship Fair ○ Lincoln Landing and CenterPoint Groundbreakings ○ Emeryville Business Nexus ○ Tri-Valley Small Business Workshop ○ Senior Resource Fair and Scam Stoppers
4. Build Local & Regional Collaboration with Industry, Trade, Education and other Business oriented partners			<ul style="list-style-type: none"> ○ Convened bi-monthly steering committee meetings with employer-facing partners including: EDD, EBEDA, Hayward Chamber, SBDC, CDA and WBA ○ Establish priorities for collaborative activities and events 	<ul style="list-style-type: none"> ○ Attended meeting with Alameda Point Collaborative and CalTrans to understand their programming and workforce needs for potential collaboration ○ Economic Development Departments at City of Hayward, City of Union City, City of Berkeley and City of Fremont

5. Overall Business Referrals made to Workforce System and Partners	25	55	<ul style="list-style-type: none"> ○ Referrals to career service providers, youth providers, education partners, Employment Training Panel, Small Business Development Center, Employer Advisory Council, East Bay Innovations 	Businesses include: Torani, Plastikon, Senior Helpers, Alom Industries, Weichart Realtors, Too Good Gourmet, Bhakta Optometry
--	----	----	---	---

ITEM V.E. – REPORT

RAPID RESPONSE REPORT PY 2019/2020

BACKGROUND:

As of February 13, 2020, the Alameda County Workforce Development Board's (ACWDB) Rapid Response Team (RRT) has documented 23 layoff/closure events, affecting 1,775 laid off workers since July 1, 2019. Rapid Response activity is recorded based on the program year (PY) July 1, 2019 through June 30, 2020. Please refer to Attachment V.E.1. for employer data.

Rapid Response Activities

Effective May 1, 2020, Comcast will permanently close the Technician Logistics Center department, displacing 127 workers at Comcast Place in Livermore. The workers provided support to technicians in the field. Two Rapid Response orientations were held on January 14, 2020 with 80 employees in attendance.

Albertsons made its decision to close the Union City Plated Fulfillment Center location. This site was closed for business on November 27, 2019 and wrap up continued through December 13, 2019. Employees were released from active work at the time but remained on the payroll receiving their regular pay and benefits until the 14-day window beginning January 12, 2020. The closure affected 86 employees and 107 temporary employees. One Rapid Response orientation was held on December 3, 2019 with 57 employees in attendance.

Keeco, LLC., located in Hayward, closed its doors effective December 31, 2019. The layoff planned action is permanent. Their warehouse facility is to be closed and relocated to Moreno Valley, CA. The layoffs affected 50 employees including seven part-time employees. One Rapid Response orientation was held on November 1, 2019 with 33 workers in attendance.

For further information, contact Javier Contreras, Rapid Response Coordinator at (510) 259-3831 or by email at Javier.contreras@acgov.org.

ATTACHMENT:

V.E.1. - ACWDB Layoff and Closure PY 2019/2020

V.E.1.a - Rapid Response Charts PY 2018/2019

ACWDB Layoff and Closure PY 2019/2020

WARN							
The Worker Adjustment Retraining Notification (WARN) protects employees, their families, and communities by requiring employers to give a 60-day notice to the affected employees and both state and local representatives prior to a plant closing or mass layoff. Federal WARN is applicable only to employers with 100 or more full-time employees. California WARN is applicable to a covered establishment with 75 or more employees full or part-time.							
Total Employers: 23 Total Affected Workers: 1,775							
Employer	Union	Location	Industry	Closure/ Layoff	Layoff Date	Affected Workers	TAA Status
NORTH CITIES RAPID RESPONSE EVENTS – Employer: 1 Total Workers: 1							
Backflip Studios		Emeryville	Technology	Closure	12/23/2019	1	
TRI CITIES RAPID RESPONSE EVENTS - Employers: 7 Total Workers: 867							
Excelitas Technologies		Fremont	Manufacturing	Closure	9/30/2019	155	x
Raley's		Fremont	Retail	Closure	11/10/2019	6	
Jabil		Fremont	Manufacturing	Layoff	11/26/2019	300	
Bank of America		Union City	Financial	Closure	12/1/2020	53	
Albertsons Plated	x	Union City	Transportation	Closure	11/12/2019	193	
Adient		Newark	Manufacturing	Layoff	12/6/2019	16	
Kateeva		Newark	Manufacturing	Layoff	1/31/2020	144	
TRI VALLEY RAPID RESPONSE EVENTS - Employers: 5 Total Workers: 261							
Jabil		Livermore	Manufacturing	Layoff	11/26/2019	80	
TechTran Transportation		Pleasanton	Transportation	Closure	11/30/2019	2	
Kaiser	x	Pleasanton	HealthCare	Layoff	10/30/2019	16	
Comcast		Livermore	Services	Layoff	5/1/2020	127	
Kaiser	x	Livermore	HealthCare	Layoff	3/9/2020	36	
EDEN AREA RAPID RESPONSE EVENTS - Employers: 10 Total Workers: 646							
Frist Coast Security		Hayward	Administrative_	Closure	8/15/2019	132	
Aryzta	x	San Leandro	Food	Closure	10/25/2019	6	
Coastline Support Inc		Castro Valley	Health Care	Closure	10/31/2019	57	
Nestle USA Inc.		San Leandro	Manufacturing	Layoff	11/1/2019	83	
Keeco, LLC		Hayward	Warehouse	Closure	12/31/2019	50	
Kaiser	x	San Leandro	HealthCare	Layoff	10/30/2019	2	
Proteus		Hayward	HealthCare	Closure	1/18/2019	90	
Illumina		Hayward	Bio Tech	Layoff	2/3/2019	11	
Greenwich Logistic		San Leandro	Transportation	Layoff	3/20/2020	80	
Rodgers Trucking	x	San Leandro	Transportation	Closure	4/30/2020	135	

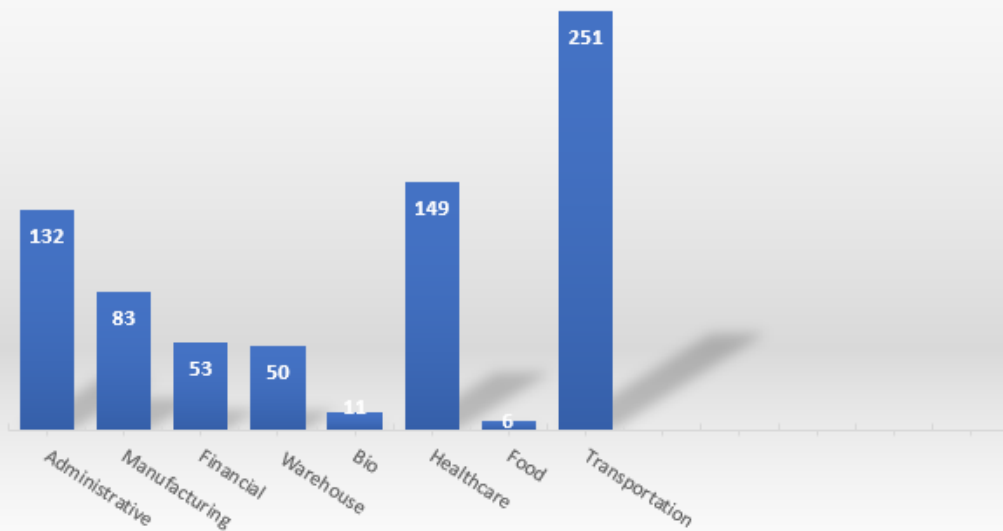
ACWDB Layoff and Closure PY 2019/2020

Total Affected Workers:					1,775	
--------------------------------	--	--	--	--	--------------	--

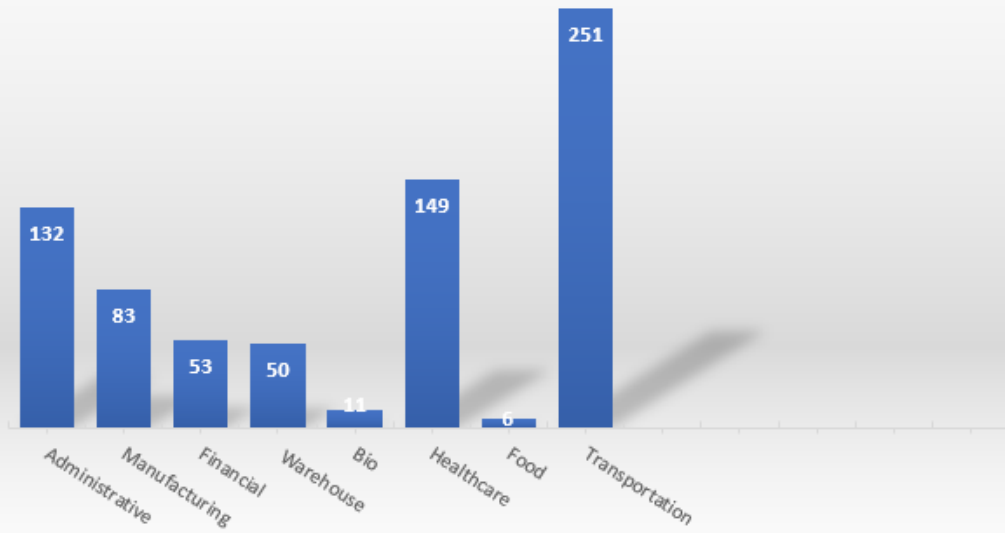
RAPID RESPONSE REPORT EDEN AREA NUMBER OF AFFECTED WORKERS JULY 1, 2019- JUNE 30, 2020

EDEN AREA RAPID RESPONSE	
Industry	Affected Workers
Administrative	132
Manufacturing	83
Financial	53
Warehouse	50
Bio	11
Healthcare	149
Food	6
Transportation	251

Eden Area Rapid Response
Number of Affected Workers
July 1, 2019 - June 30, 2020



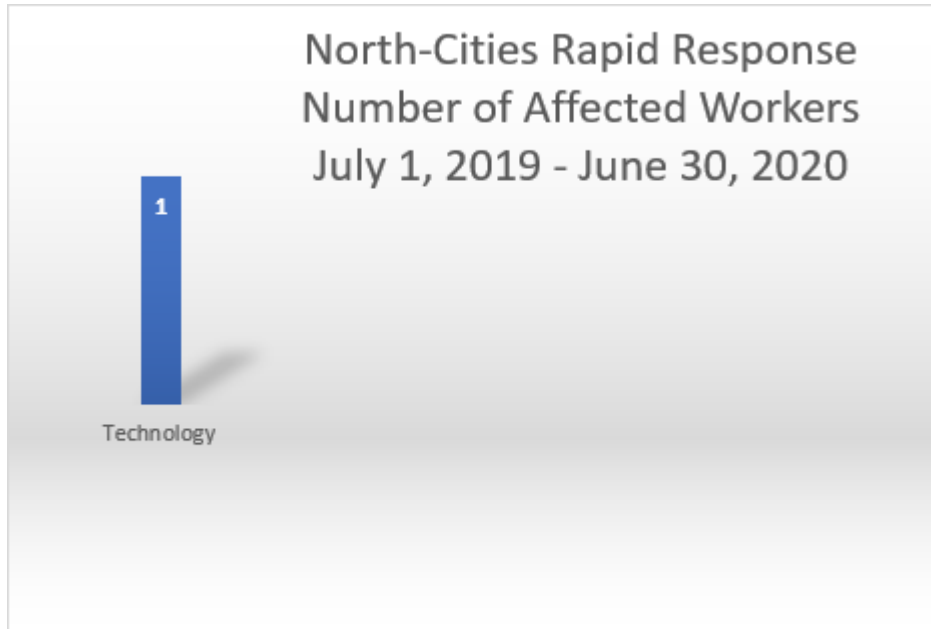
Eden Area Rapid Response
Number of Affected Workers
July 1, 2019 - June 30, 2020



RAPID RESPONSE REPORT NORTH- CITIES NUMBER OF AFFECTED WORKERS JULY 1, 2019- JUNE 30, 2020

NORTH-CITIES RAPID RESPONSE

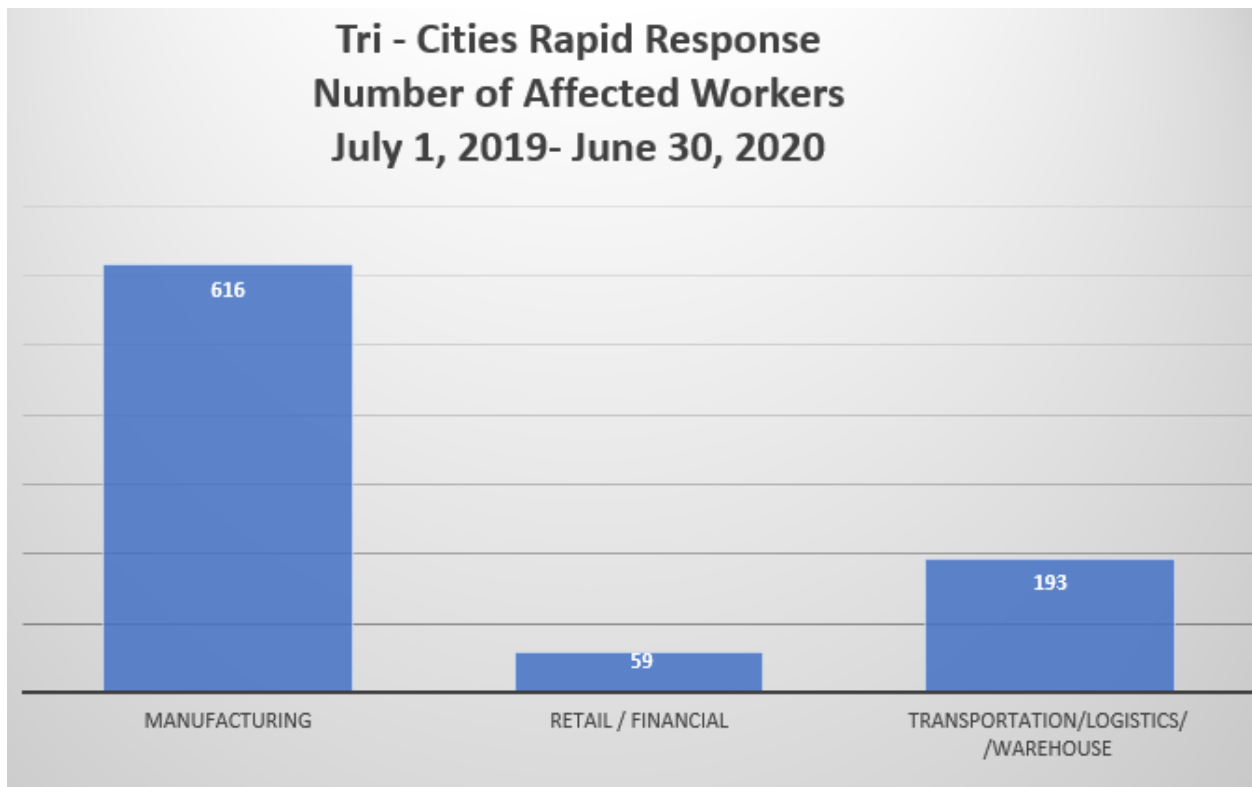
Industry	Affected Workers
Technology	1



RAPID RESPONSE REPORT TRI- CITIES NUMBER OF AFFECTED WORKERS JULY 1, 2019- JUNE 30, 2020

TRI-CITIES RAPID RESPONSE

Industry	Affected Workers
Manufacturing	616
Retail / Financial	59
Transportation/Logistics/ /Warehouse	193

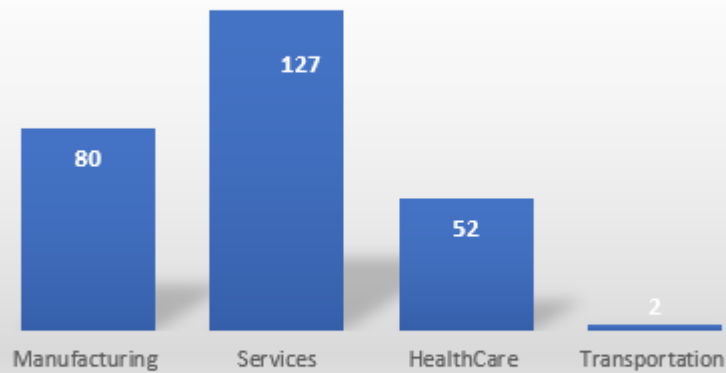


RAPID RESPONSE REPORT NORTH- CITIES NUMBER OF AFFECTED WORKERS JULY 1, 2019- JUNE 30, 2020

TRI VALLEY RAPID RESPONSE

Industry	Affected Workers
Manufacturing	80
Services	127
HealthCare	52
Transportation	2

Tri Valley Rapid Response
Number of Affected Workers
July 1, 2019 - June 30, 2020



ITEM V.F. – REPORTS

FINANCIAL INDICATOR REPORTS – PY 2019/2020

BACKGROUND:

This item presents the Financial Indicator Reports for Alameda County Workforce Development Board (ACWDB) service providers for PY 2019/2020. The reports include actual expenditures for the Comprehensive America’s Job Center of California (AJCC), Career Services Providers and Youth Providers as of December 31, 2019.

Objectives of the Financial Indicator Report are to:

- Ensure the timely expenditure of available funds;
- Assist operators in making changes to service delivery approaches;
- Identify potential program and/or financial problem areas;
- Identify under-expenditures that may be directed to more effective activities; and
- Be an indicator of the potential for the recapture of funds.

AJCC/Career Services Providers - Status of Invoices & Expenditures:

Invoices submitted by Rubicon Programs, Peralta Community College District and Chabot-Las Positas Community College District indicate compliance with the contract budget expenditure plans for PY 2019/2020. Ohlone Community College District had not submitted invoices as of 12/31/19; a compliance letter on this issue has been sent to the provider. Please refer to Attachment V.F.1.

Youth Providers - Status of Invoices & Expenditures:

Invoices submitted by out-of-school Youth Providers (Berkeley Youth Alternatives, La Familia, Hayward Unified School District) indicate compliance with the contract budget expenditure plans for PY 2019/2020. Invoices submitted by in-school Youth Provider (Eden Area Regional Occupational Program) also indicate compliance with contract budget expenditure plans for PY 2019/2020. This is the first year contract for Eden Area Regional Occupational Program, so planned and actual expenditures for the first quarter of implementation were lower than planned expenditures for the remainder of PY 2019/2020. Please refer to Attachment V.F.2.

Please contact Jennifer Mitchell, Program Financial Specialist, at (510) 259-3829 or by email at jennifer.mitchell@acgov.org if you have any questions.

ATTACHMENTS:

V.F.1. - Financial Indicator Report – AJCC/Career Services Providers PY 2019/20 Report

V.F.2. - Financial Indicator Report – Youth Providers PY 2019/20 Report

ALAMEDA COUNTY WORKFORCE DEVELOPMENT BOARD
FINANCIAL INDICATOR REPORT -
AJCC/CAREER SERVICES PROVIDERS
REPORT DATES: 7-1-19 thru 6-30-20

PROGRAM YEAR 2019-20 Formula Funds	TOTAL CONTRACT	Latest Invoice date	Expends at Date of Invoice	Expends % of Annual	WIOA Balance
Providers	\$1,652,482		\$394,323	23.9%	\$1,258,158.91
Peralta CCD	\$347,021	9/30/19	\$79,727	23.0%	\$267,293.67
Rubicon Programs	\$644,468	11/30/19	\$237,543	36.9%	\$406,924.61
Ohlone CCD	\$429,645			0.0%	\$429,645.00
Chabot Las Positas CCD	\$231,348	10/31/19	\$77,052	33.3%	\$154,295.63

ALAMEDA COUNTY WORKFORCE DEVELOPMENT BOARD
FINANCIAL INDICATOR REPORT -
YOUTH PROVIDERS
REPORT DATES: 7-1-19 thru 6-30-20

PROGRAM YEAR 2019-20 Formula Funds	TOTAL CONTRACT	Latest Invoice date	Expends at Date of Invoice	Expends % of Annual	WIOA Balance
Providers	\$1,009,463		\$307,665	30.5%	\$701,797.51
Eden Area ROP	\$100,946	9/30/19	\$4,935	4.9%	\$96,010.96
BYA / Berkeley Youth Alternatives	\$281,640	9/30/19	\$72,180	25.6%	\$209,460.50
SACCCRMH / La Familia	\$299,811	10/31/19	\$102,993	34.4%	\$196,818.03
Hayward Unified School District	\$327,066	11/30/19	\$127,558	39.0%	\$199,508.02

ITEM V.G. – REPORTS

TRAINING EXPENDITURES REPORT – PY 2019/2020

BACKGROUND:

This item presents the Training Expenditures Report for the Alameda County Workforce Development Board (ACWDB) for PY 2019/2020. The report includes expenditures and obligations of Workforce Innovation and Opportunity Act (WIOA) Adult and Dislocated Formula funds and allowable leveraged training expenditures as of December 31, 2019. The activity reflects training expenditures from services provided and the ACWDB's Business Services Unit.

Objectives of the Training Expenditures Report are to:

- Ensure that training expenditure requirements are met;
- Identify potential program and/or financial problem areas; and,
- Identify under-expenditures that may be directed to more effective training activities.

For PY 2019/2020, California WIOA requires that each Local Board spend an amount that is at least 30% of the total WIOA Adult plus total Dislocated Worker Formula funds allocated to the Local Area for each program year on training. Of the 30% amount, 20% must be from the WIOA Adult and/or Dislocated Workers Formula funds, and up to 10% of the 30% amount may be from other funds, including WIOA Discretionary funds and non-WIOA funds spent on training of participants. For PY 2019/2020, the 30% training requirement is \$953,355, of which at least \$635,570 (20%) must be WIOA Adult/Dislocated Worker Formula expenditures and no more than \$317,785 (10%) may be leveraged training funds from other sources.

Training Expenditures - Status of Expenditures & Obligations:

As of December 31, 2019, total training expenditures and obligations, including leveraged training, amount to \$566,456 (18.4% of the required 30%). Please refer to Attachment V.G.1.

Please contact Jennifer Mitchell, Program Financial Specialist, at (510) 259-3829 or by email at jennifer.mitchell@acgov.org if you have any questions.

ATTACHMENTS:

V.G.1. – Training Expenditures Report – PY 2019/2020 Report

ALAMEDA COUNTY WORKFORCE DEVELOPMENT BOARD
TRAINING EXPENDITURES REPORT
REPORT DATES: 7-1-19 thru 6-30-20

PROGRAM YEAR 2019-20	Expenditure Requirement	Expenditures at Report Date	Unliquidated Obligations	Balance to Meet Requirement	% Expended
WIOA Adult/DW Training	\$635,570	\$291,871	\$319,978	\$23,721	8.4%
Leverage Training	\$317,785	\$71,307	\$246,478	\$0	10.0%
Total (1)	\$953,355	\$363,178	\$566,456	\$23,721	18.4%

- (1) A minimum of 20% (\$635,570) of WIOA Adult + Dislocated Worker formula funds must be spent on training. Total training expenditures must equal or exceed 30% of the total WIOA Adult + Dislocated Workers Formula Allocation. Up to 10% (\$317,785) may be training dollars from other sources.

ITEM VI.A – INFORMATION

LEGISLATIVE UPDATE

BACKGROUND:

California’s Budget will undergo iterations before it is passed in the summer as an enacted budget. California’s proposed 2020-2021 budget was released on January 10, 2020. The proposed budget will be followed by the May Revise and then undergo several processes, changes, and committee hearings before it becomes a budget act bill for enactment in the summer.

While the proposed budget will be revised, staff develops a “proposed budget item” to highlight workforce, education, and economic development implications for the workforce development system in Alameda County, in order to prepare the Workforce Development Board, staff, and partners for changes and partnership opportunities. The proposed budget also sheds light on the Governor’s priorities, including workforce development priorities. The 2020-2021 budget proposes the following workforce, education, and economic development-related investments:

- **\$2.4M to fund executive level positions for the Department of Better Jobs and Higher Wages** (new department). The new department would align workforce programs by consolidating the workforce functions in the following departments within the state’s Labor and Workforce Development Agency: California Workforce Development Board, Employment Training Panel, Employment Development Department (Workforce Services Branch and Labor Market Information Division), and the Division of Apprenticeship Standards (currently housed within the California Department of Industrial Relations). The new department will also promote high-quality jobs, economic security and protections for workers, families, and communities.
- **Approximately \$21.6M to enforce labor laws related to worker misclassification**, following the Dynamex ruling by the California Supreme Court in 2018 and the subsequent passage of AB 5 (statutes of 2019). The Dynamex ruling determined that all workers are employees unless the employer can prove that the worker meets independent contractor status as measured by a three-part “ABC” test, placing the burden of proof on the employer. AB 5 codifies the California Supreme Court Dynamex ruling, and the budget item proposes investments to enforce the law in conjunction with the following agencies: Department of Industrial Relations, Employment Development Department, and the Department of Justice.
- **\$165M over five years for multi-craft pre-apprenticeship programs** in high-growth construction industries and for the expansion of the High Road Training Partnership program. These multi-craft pre-apprenticeship programs would also be aligned with the new Climate Catalyst Fund (CCF). The CCF would provide \$1B over four years to become carbon neutral in California by the year 2045 and reducing greenhouse gas emissions to below 1990 levels by the year 2050.

- **First-year business tax exemptions to support small business creation and expansion.** Investments would be targeted toward limited liability companies and attempt to level the playing field, as large corporations already benefit from the tax exemption. The investment is projected to collectively provide approximately \$100M in tax relief per year to small businesses.
- **\$758,000 ongoing to fund four positions at the Governor’s Office of Business and Economic Development (GO-Biz)** office located in four regions: Central Valley, Inland Empire, Central Coast, and the North Coast, to advance the Regions Rise Together Initiative (RRTI). The RRTI was launched in 2019 to address regional economic disparities across the state, and it aims to identify and leverage economic assets across the state, strengthen connections among the regions, and bring business and economic development to these regions.

The 2020-2021 budget also proposes investments to expand apprenticeship programs, to support degree and certificate completion, to ensure educator recruitment and professional development that addresses teacher shortages in high poverty neighborhoods, and to provide access to entrepreneurial training for immigrants. See Attachment VI.A.1 for information on these proposed investments.

Other investments that have workforce development implications are related to the Governor’s Broadband for All initiative (which could add thousands of jobs to the economy as well as facilitate internet access for all individuals regardless of income), and the five-year Infrastructure Plan that was seeded in SB 1 or the Road Repair and Accountability Act of 2017.

For more information, please contact Latoya Reed, Management Analyst at (510) 259-3833 or by email at latoya.reed@acgov.org.

ATTACHMENT:

VI.A.1 – Governor’s Proposed 2020-21 Budget: Alameda County Social Services Agency

Governor's Proposed 2020-21 Budget: Alameda County Social Services Agency Updated Summary



**Updated
January 14, 2020**

PREPARED BY:

**The Office of Policy, Evaluation and Planning &
Contributing SSA Departments**

KEY HIGHLIGHTS:

- Proposed State Budget of \$222.2B with a General Fund Budget of \$153.1B in FY20-21, an increase of \$5B and \$3.4B respectively.
- The Budget includes \$167.9B (\$47.5B GF, \$120.5B other funds) for Health and Human Services programs of which \$29.5B (\$11.7B GF) is for the Department of Social Services (DSS). Other highlights include:
 - \$1B in funding for the State Earned Income Tax Credit.
 - \$20M of 1-time funding for Emergency Food Assistance Program providers to partially offset cuts due to federal SNAP rule changes.
 - CalFresh administration funding methodology adjustments being developed in conjunction with CWDA – impact on County not known at this time. New methodology anticipated by May Revision.
 - CalWORKs grant increase of 3.1% for the Maximum Aid Payment effective Oct 1, 2020 – funded by the AB 85 realignment accounts.
 - The 7% IHSS hours restoration sunset of Dec 31, 2021 has been pushed out until July 1, 2023 and will be funded with MCO tax revenue.
 - Full scope Medi-Cal expansion for undocumented seniors (65+)
 - \$68M in additional Medi-Cal administration funding for eligibility
- Starting July 1, 2021, the State will establish the Department of Early Childhood development which would promote unified, quality & affordable child system including CalWORKs Child Care and Emergency Child Care Bridge programs among others at the State level. It will sit in California Health & Human Services.
- \$750M in new, one-time funding for the California Access to Housing and Services Fund to be administered by CDSS with a regional approach to support rent subsidies, operating subsidies for projects, and board & care facilities in order to combat homelessness.

ECONOMIC OUTLOOK & OVERVIEW

Governor Newsom released his January Budget Proposal for fiscal year (FY) 2020-21 on January 10. The Budget continues to reflect the position that maintaining a balanced budget and strong budget resiliency is non-negotiable, and a necessary predicate for expanding programs, especially with the growing risks facing the state. As expected, the Governor continues the commitments made in the prior FY that worked to expand childcare, health care, housing, education, immigrants' rights, and supports for working families. Many of the commitments in FY20-21 are policy positions or actions with limited funding, as in many cases, the funding approved in FY19-20 has yet to be distributed.

State revenue collections continue to grow, but the Budget notes the path for continued economic growth through the forecast is narrowing. The Governor and the California Legislative Analyst Office's (LAO) expect continued but slowing growth throughout the forecast period. The Governor notes that slowing state revenue growth constrains the ability to make new spending commitments. The LAO estimates that the State has a surplus of \$7B, with an ongoing surplus of \$3B under a baseline expenditure scenario, but only a \$1B surplus in an alternative scenario that considers changes in federal policy, natural disasters, and other risks. The Department of Finance estimates a \$5.6B surplus due to excluding the Managed Care Organization (MCO) tax in this Fiscal Year. The Governor assumes the MCO tax will be approved and available beginning FY21-22. The anticipated MCO tax revenue will permit the extension of program funding or enhancements approved in FY19-20 that were set to expire on December 31, 2021 to July 1, 2023.

The Governor proposes a balanced budget through FY23-24, and continues to allocate significant deposits into reserve accounts, which currently stand at \$21B. The Budget does not include any new deposits into the Safety Net Reserve, which stands at \$900M.

GOVERNOR’S PROPOSED 2020-21 BUDGET

Updated Summary



Realignment Sources & Accounts	FY 19-20	FY 20-21
2011 Realignment Sales Tax Revenues	4.8%	4.0%
2011 Realignment Vehicle License Fees (VLF)	5.1%	0.2%
Growth, Supportive Services	3.4%	5.6%

- **1991 Realignment Sales Tax and VLF revenues:** Reflected downward with a slower rate of growth compared to the estimates adopted in the 2019 Budget
- **Family Support Subaccount:** Estimated county savings of \$602.9M in FY19-20, about \$5M less than was estimated in the 2019 Budget, and \$589.8M in FY20-21. In addition, the county savings for FY17-18 are \$23.1M lower than previously estimated
- **Child Poverty and Family Supplemental Support Subaccount:** Sufficient resources to fully fund CalWORKs grant increases and the MFG repeal
- **Support Services Account:** FY18-19 sales tax growth revenues were 46.5 percent lower than estimated
- **Protective Services and Behavioral Health Subaccounts:** Growth revenues for FY18-19 also lower by 46.5 percent than estimated. Estimated FY19-20 growth is 4.3 percent, and FY20-21 is 3.7 percent

Alameda County Fiscal Impacts

Realignment	FY 19-20	FY 20-21 Jan Proposal	Change from FY19-20
1991 Realignment Sales Tax	\$102.2M	\$102.2M	
1991 Realignment Vehicle Tax	\$9.1M	\$9.1M	
2011 Realignment Protective Services	\$97.7M	\$102.0M	4.4% \$4.3M

GOVERNOR'S PROPOSED 2020-21 BUDGET

Updated Summary

ADULT AND AGING SERVICES

In-Home Supportive Services (IHSS)	FY 20-21 January Proposal	Change from FY 19-20
State Funding	\$14.9B (\$4.3B GF)	16%
State Caseload	586,000	4.5%
Avg. Weighted Monthly Hours per Case	113.7	1.4%
Avg. Cost Per Hour	\$16.57	6.7%

- **IHSS MOE:** No changes to MOE established in FY19-20. \$1.59B, with a four percent inflation factor estimated to be \$63.6M applied on July 1, 2020
- **County Administration:** \$311M GF, including \$5.9M GF, growing to \$119.5M GF in FY21-22, to support increased IHSS costs associated with the proposed expansion of full-scope Medi-Cal coverage for undocumented persons age 65 and over beginning January 1, 2021
- **IHSS Basic Services:** \$12B (\$6B GF), an increase of \$402.6M due to higher caseload, higher hours per case, and higher cost per hour due to minimum wage increases
- **7 Percent Hours Restoration:** Extended from December 31, 2021 to July 1, 2023
- **Public Authority Administration:** \$25.9M, slight increase to reflect higher projected caseload
- **Electronic Visit Verification:** \$5.8M (\$1.4M GF)
- **Minimum Wage:** \$1.1B (\$523.8M GF) to support minimum wage increases of \$13 per hour in 2020 and \$14 per hour in 2021
- **Paid Sick Leave:** \$116.4M (\$53.2M GF), an increase of \$64M due to increase of hours for 8 to 16 on July 1, 2020. \$254,000 (\$128,000 GF) for related administrative costs
- **Training for County Social Workers and Managers:** \$3.7M (\$1.9M GF) in FY20-21 and \$240K (\$120K GF) ongoing to support training in conducting needs assessments for IHSS recipients to promote consistency across all counties.

Alameda County Fiscal Impacts

IHSS	FY 19-20	FY 20-21 Jan Proposal	Change FY 19-20 to FY 20-21
IHSS MOE	\$91.1M	\$98.6M	\$7.5M
State Admin Capped	\$16.9M	\$17.6M	\$0.7M
State PA Capped	\$903,963	\$939,218	\$35,255



GOVERNOR'S PROPOSED 2020-21 BUDGET

Updated Summary

Alameda County Local Data and Impacts

IHSS Total Served 24,800	 Children 1,200	 Adults 9,800	 Seniors 13,900
<ul style="list-style-type: none"> ❖ IHSS Providers: 25,900 ❖ IHSS Providers Average Hours Per Week: 27 ❖ IHSS Average Usage Hours Per Month Per Case: 119 ❖ IHSS Payments: \$503.3M in FY19-20 ❖ IHSS Provider Wage: \$14.75/hour effective 1/1/20 			

OLDER ADULTS AND PEOPLE WITH DISABILITIES **FY 20-21 January Proposal** **Change from FY 19-20**

Supplemental Security Income / State Supplementary Payment (SSI/SSP) State Funding	\$2.66B GF	1.6%
State Caseload	1.18 million	1.8%





- **Adult Protective Services (APS) Training:** Reflects FY18-19 authorized \$11.5M GF for three years, and \$176,000 ongoing
- **APS Recipient Power Shutoffs:** \$5M GF one-time to support activities related to safety during power shut-offs and related fires
- **CMIPS II:** \$21.1M in FY19-20 and \$20.1M in FY20-21 for EVV and Paid Sick Leave processing

Alameda County Local Data and Impacts

Adult Protective Services (APS) Total Served 1,200	APS Reports per Month 425	Area Agency on Aging (AAA) Total Served 75,000	AAA Home-Delivered Meals per Month 48,000
<ul style="list-style-type: none"> ❖ SSI/SSP Grant Level: As of Jan. 1, 2020: \$943 for individuals; \$1,583 for couples ❖ Federal COLA: \$13 for individuals; \$20 for couples (not included in grant level) ❖ State COLA: None provided in January Budget Proposal 			



CHILDREN AND FAMILY SERVICES

Child Welfare Services	FY 20-21 January Proposal	Change from FY 19-20
State Funding	\$598.9M GF	 6.9% (\$38.9M)
State Caseload	136,578	 -0.3%
Adoption Assistance Program (AAP) Caseload	89,134	 1.2%
FPRRS & RFA	Eliminate funding	 \$54.3M

- **Title IV-E:** Family First Transition Act (FFTA) extends funding at 90 percent in FFY20 and 75 percent funding in FFY21. This funding is not included in the Budget Proposal, but will be reflected in the May Revision.
- **Continuum of Care Reform (CCR):** \$548.6M (\$373M GF) Additional funding considerations underway through discussions between CWDA and CDSS regarding cost and cost-saving accounting methodology. \$428,000 for SAWS changes
- **Foster Parent Recruitment, Retention and Support (FPRRS):** Proposal to eliminate funding, resulting in a cut of \$21.6M
- **Resource Family Approval (RFA):** Proposal to eliminate funding, resulting in a cut of \$26M (\$17.9M GF). Funding to Probation agencies is continued at \$5.8M. Funding to reduce RFA backlog set to sunset in FY19-20, resulting in a cut of \$6.7M (\$4.7M GF). The Administration considers RFA a pre-2011 Realignment activity, a position with which CWDA disagrees.
- **Child and Family Teams:** \$744.4M (\$54.4M GF)
- **Approved Relative Caregiver Program:** \$73M (\$43M GF), projected monthly caseload increase of 8.3 percent to 5,770 in FY20-21
- **Payment Prior to Approval:** \$32.8M (\$17M GF) in FY19-20 and \$20.4M (\$10.6M GF) in FY20-21. New applicants are eligible for 120 days, or longer if a county demonstrates good cause for extension. This will decrease to 90 days and good cause option will sunset on July 1, 2020
- **Child and Adolescent Needs and Strengths Assessment (CANS):** No funding proposed. FY19-20 Trailer Bill language directed CDSS to work with CWDA to track costs of CANS to inform budgeting as part of the FY20-21 May Revision
- **Level of Care Protocol:** \$10M (\$7.3M GF) in FY19-20, and \$10.3M (\$7.3M GF) in FY20-21
- **Child Welfare Workforce Development:** \$11M (\$5.6M GF) to establish a fifth child welfare social worker training academy (\$1.5M), increase ongoing training (\$3.5M), develop a Learning Management System (\$600,000), and develop E-Learning training related to outcome evaluations (\$200,000)
- **California Automated Response and Engagement System (CWS-CARES):** \$54.4M (\$27.2M GF), an increase of \$14.2M GF to reflect updated project cost estimates
- **Foster Care Eligibility Determination (FCED):** \$19.27M
- **Emergency Child Care Bridge:** \$45.4M (\$32M GF) for child care vouchers, and \$14.2M (\$8.9M GF) for administration related to child care navigators and trauma-based training to providers. \$30,000 from GF portion to fund CalWORKs TrustLine program. Proposed to be consolidated in new Department of Early Childhood Development
- **Commercially Sexually Exploited Children (CSEC):** \$26.7M (\$18.8M GF)
- **CSEC Training for Resource Families (AB 865):** \$70,000 (\$39,000 GF)
- **Bringing Families Home:** No new funding, FY19-20 Budget provided \$25M over three-year period
- **Family Urgent Response System (FURS):** \$14.8M GF in FY19-20 and \$29.7M GF in FY20-21, with potential for federal matching funds in FY20-21, for implementation costs. Deducts \$266,000 for State Operation costs. Suspension extended from December 2021 to June 30, 2023.



GOVERNOR’S PROPOSED 2020-21 BUDGET

Updated Summary

- **Kin-GAP and Fed-GAP:** \$83.9M (\$66.3M GF) for administration and grants. Kin-GAP caseload projected at 7,540; Fed-GAP caseload projected at 11,215
- **Foster Care Bill of Rights (AB 175):** \$146,000 (\$100,000 GF) beginning July 1, 2020 estimating that 2,500 foster youth will request their case records, estimates 30 minutes of staff time per request. \$20,000 (\$11,150 GF) one-time to develop statewide trauma-informed intervention training
- **Documents for Dependent Children (AB 718):** \$114,000 (\$80,000 GF) estimating 2,266 youth ages 16-17 and 30 minutes of staff time per case
- **Non-Minor Dependent Support (AB 748):** \$992,000 (\$669,000 GF), estimated to assist 67 NMDs
- **Juvenile Justice:** \$289.7M (\$260.8M GF) in FY20-21 and \$295.6M (\$266.8M GF) ongoing to transition the Division of Juvenile Justice from the Department of Corrections and Rehabilitation to the Health and Human Services Agency, known as the Department of Youth and Community Restoration effective July 1, 2020.
- **Medi-Cal Adverse Childhood Experiences (ACEs) Cross-Sector Training:** \$10M GF one-time for an enhanced focus on children three to five years old
- **K-12 Local Control Funding Formula (LCFF):** 20% supplemental grant for students from low-income families, English Language Learners, and youth in foster care

Alameda County Fiscal Impacts

Child Welfare	FY 19-20	FY 20-21 Jan Proposal	Change FY 19-20 to FY 20-21
Title IV-E Waiver	\$9.5M	*	*
Foster Parent Recruitment, Retention and Support	\$420,321	\$0	-\$420,321
Child and Family Teams	\$1.9M	\$2.0M	\$0.1M



*The federal extension of Title IV-E funds from Families First Transition Act is not yet reflected, will be included in May Revise

Alameda County Local Data and Impacts

Children in Out-of-Home Foster Care	Children in Group Homes	Children in Family Maintenance	AB 12 Youth
1,164*	5.6% (65)	318	343


*DATA RECEIVED FROM CFS FOR AGENCY MONTHLY REPORT. DECEMBER (NOV. DATA).

WORKFORCE AND BENEFITS ADMINISTRATION




Medi-Cal	FY 20-21 January Proposal	Change from FY 19-20
State Funding	\$107.4B (\$26.4B GF)	 2.1% (\$23.8B GF)
State Caseload	12.9 million	 0.4%

- **Medi-Cal County Administration:** \$2.67B (\$1.12B GF), an increase of \$67.7M (\$23.7M GF) from FY19-20. Does not include dedicated funding to support expansion to undocumented older adults.
- **Medi-Cal for Undocumented Older Adults:** \$5.9M GF in FY20-21, growing to \$119.5M GF in FY21-22 to support increased IHSS associated costs. Full implementation costs projected to be approximately \$350M (\$320M GF) in FY22-23 and ongoing. Estimated to impact 27,000 persons statewide in first year of expansion, effective January 1, 2021. \$1M for automation changes, \$411,000 less than necessary to cover costs
- **SAWS Shared Application Forms Revisions:** \$8.1M to update the existing SAWS 1 and 2 plus forms which allow for applications for multiple programs, including Medi-Cal, CalWORKs and CalFresh
- **Statewide Verification Hub:** \$652,000 in FY19-20 and \$806,000 in FY20-21
- **SB 1341 (2014) Implementation:** \$17.1M in FY20-21 to support consolidation of notices of action (NOA) through SAWS, and \$6M in FY19-20 for increased postage costs
- **Center for Data Insights and Innovation:** A new office intended to improve program delivery, consolidating the Office of Patient Advocates and Office of Health Information Integrity

Alameda County Fiscal Impacts

Medi-Cal	FY 19-20	FY 20-21 Jan Proposal	Change FY 19-20 to FY 20-21
Administrative Costs	\$80.2M	\$82.7M	 \$2.5M


Alameda County Local Data and Impacts

Medi-Cal Total Served	 Children	 Adults	 Seniors
356,000	110,000	202,000	44,000
<ul style="list-style-type: none"> ❖ Medi-Cal Expansion Population: 130,800 ❖ Medi-Cal Caseload Increase: Nearly 80% since January 2014 			

GOVERNOR'S PROPOSED 2020-21 BUDGET

Updated Summary



CalWORKs	FY 20-21 January Proposal	Change from FY 19-20
State Caseload	358,000 (monthly)	 1.4%

- **Single Allocation:** Net reduction of \$38M for Eligibility, Employment Services, and CalLearn, due to a proposed shift of funding associated with the base funding requirement in Employment Services for the Expanded Subsidized Employment (ESE) Program from the Single Allocation to the ESE Program. Reduction includes \$10M less for Eligibility due to declining caseload.
- **Subsidized Employment:** ESE Program base \$134.1M, level with prior years. Proposal to shift base funding requirement of \$19.7M from Single Allocation brings total ESE to \$153.8M
- **CalWORKs and CalFresh Program Improvement:** \$3M (\$1.3M GF) to support increased resources at CDSS to improve program outcomes, services, administration, and oversight
- **Maximum Aid Payment Grant Increase:** \$73.6M in FY20-21 and \$98.1M in FY21-22, effective October 1, 2020. Funded by Child Poverty and Family Supplemental Support Subaccounts.
- **Child Support Payments:** Increase amount of child support payments retained by families on CalWORKs from \$50 to \$100 for a family with one child, and \$200 for a family with two or more children. The change is anticipated to result in an additional \$34M annually passed through to approximately 160,000 CalWORKs families. Budget includes \$1.4M (\$0.9M GF) for automation changes. GF revenues reduced by \$17M. Additionally, if the State determines child support debts are uncollectible, they will be forgiven, beginning January 1, 2022.
- **Stage 1 Child Care:** \$329.8M, an increase of \$13M from FY19-20, to account for implementation of immediate and continuous child care. Funding removed from Single Allocation, proposed to be shifted to new Department of Early Childhood Education (see Early Care and Education section below). \$3.9M for SAWS changes
- **Earned Income Disregard:** \$61.3M to account for 1.55 percent of caseload remaining on aid due to EID increase approved in FY19-20, \$1.3M in FY19-20 for automation
- **Home Visiting Initiative:** \$110M for an estimated 84,000 cases; \$2.5M in FY19-20 for automation
- **Housing Support Program (HSP):** \$95M, level with FY19-20
- **Homeless Assistance Program (HAP):** \$885,000 in FY19-20 for SAWS changes to remove consecutive day rule
- **Family Stabilization:** \$46.9M, level with FY19-20
- **Mental Health And Substance Abuse:** \$126.6M, level with FY19-20
- **CalSAWS:** \$162.5M in FY19-20, \$180.6M in FY20-21
- **Online CalWORKs Appraisal Tool (OCAT):** \$2.4M to integrate OCAT into SAWS
- **CalWORKs Outcomes and Accountability Review (Cal-OAR):** \$3.8M in FY19-20 and \$360,000 in FY20-21 for SAWS changes to support Cal-OAR reporting needs
- **CalWORKs Overpayments:** \$341,000 in FY19-20 for SAWS related to SB 278, and \$500,000 in FY19-20 and \$432,000 in FY20-21 for SAWS related to SB 726 changes in overpayment collection threshold
- **Census Income Exemption:** \$500,000 in FY20-21 for automation to support policy
- **Apparent Eligibility:** \$1.6M in FY20-21

GOVERNOR'S PROPOSED 2020-21 BUDGET


Updated Summary

**Alameda County Fiscal Impacts**

CalWORKs Single Allocation	FY 19-20	FY 20-21 Jan Proposal	Change FY 19-20 to FY 20-21
Eligibility	\$22.6M	\$21.8M	\$0.8M
Employment Services	\$32.1M	\$29.8M	\$2.3M
Child Care	\$12.4M	\$12.7M	\$0.3M
CalLearn	\$759,576	\$931,977	\$172,401
Diaper Assistance	\$320,771	\$313,768	\$7,003
Exp. Subsidized Employment	\$4.2M	\$4.8M	\$0.6M
Family Stabilization	\$1.9M	\$1.9M	
MH/SA	\$2.5M	\$2.5M	
Housing Support Program (HSP)	\$1.9M	\$1.9M	


Alameda County Local Data and Impacts

CalWORKs Total Served	Children	Adults	Seniors
18,900	15,700	3,200	5
<ul style="list-style-type: none"> ❖ Maximum Family Grant: Current MFG amount is \$878 monthly for a family of three. ❖ Housing Support Program (HSP): Placed more than 350 families experiencing homelessness into permanent housing since its inception in FY14-15 			




CalFresh	FY 20-21 January Proposal	Change from FY 19-20
State Caseload	-	 1%

- **County Administration:** Level funding at a cost \$26.9M GF, will work with CWDA to create new budgeting methodology, with a goal to propose methodology in May Revise
- **SSI Expansion:** \$15M GF reduction, reflecting removal of one-time funding provided in FY19-20 for initial implementation activities
- **Able Bodied Adults Without Dependents (ABAWD):** \$3.M (\$1.1M GF)
- **Application Assistance:** \$5M GF for GetCalFresh.org until CalSAWS is operational
- **CalFresh Overissuance:** \$834,000 in FY20-21 to comply with Brown Tapia settlement
- **CalFresh Periodic Reporting:** \$869,000 for SAWS to implement new SAR 7 Reminder Notice. California has a waiver of requirement through April 30, 2020 and will request an extension
- **California Fruit and Vegetable EBT Pilot:** \$1.2M, will not require any SAWS changes
- **Disaster CalFresh:** \$1.8M, available to counties as they migrate to CalSAWS
- **CalFresh Safe Drinking Water Pilot:** \$1.2M for SAWS

Alameda County Fiscal Impacts

CalFresh	FY 19-20	FY 20-21 Jan Proposal	Change FY 19-20 to FY 20-21
CalFresh Eligibility	\$21.4M	\$20.7M	 \$0.7M

Alameda County Local Data and Impacts

CalFresh Total Served	 Children	 Adults	 Seniors
112,000	38,700	56,800	16,100
<ul style="list-style-type: none"> ❖ SSI Cash-Out: 10,760 individuals on SSI newly receiving CalFresh ❖ Non-Assistance CalFresh: 202% increase in enrollment since the recession in January 2008. ❖ ABAWD Waiver: Expired August 2019, ABAWDs who do not meet an exception and are not participating in a qualifying work activity for an average of 20 hours per week are limited to 3 months of CalFresh benefits in a 36-month period. There are more than 5,550 ABAWDs in Alameda County. 			

ALAMEDA COUNTY WORKFORCE DEVELOPMENT BOARD

- **Department of Better Jobs and Higher Wages:** \$2.4M GF one-time to establish executive staff for the new department which would consolidate the workforce functions currently dispersed across the Labor and Workforce Development Agency. The Department would be comprised of the California Workforce Development Board, the Employment Training Panel, Workforce Services Branch and Labor Market Information Division currently in the Employment Development Department, and the Division of Apprenticeship Standards currently in the Department of Industrial Relations.
- **Pre-Apprenticeship Programs:** \$165M over a five-year period for multi-craft core curriculum (MC3) pre-apprenticeship programs to increase access to construction careers, prepare workers for a carbon-neutral economy, and to expand High Road Training Partnerships.
- **Apprenticeship Programs:** An increase of \$83.2M Prop 98 GF to for the following investments:
 - \$48.2M of which \$20.4M is one-time, to support projected increases in apprenticeship instructional hours.
 - \$15M to augment the California Apprenticeship Initiative to support the creation of opportunities in priority and emerging industry sectors.
 - \$20M one-time to expand access to work-based learning models and programs at community colleges.
- **Degree and Certificate Completion Programs:** \$6M GF one-time through CSU Extended and Continuing Education program, with a focus on the development of online programs.
- **Educator Recruitment and Professional Development:** \$900M GF for teacher training and recruitment, professional development which includes specialized training in early diagnosis of dyslexia and support English language learners, educator service awards, and teacher residency programs.
- **Entrepreneurial Training:** \$10M GF one-time for the California Workforce Development Board to provide micro-grants and entrepreneurial training to immigrants through the Social Entrepreneurs for Economic Development Initiative.

Alameda County Fiscal Impacts

- ❖ ACWDB's WIOA Rapid Response allocation more than doubled to serve laid-off workers affected by company closures and downsizing.
- ❖ ACWDB was awarded \$995,000 for the Biotech and Advanced Manufacturing Rapid Re-employment project to serve and re-train laid-off workers.
- ❖ ACWDB was awarded \$2,428,718 as fiscal agent of the East Bay Regional Planning Unit to implement the Prison-to-Employment Initiative.

Alameda County Local Data and Impacts

CalJOBS Registrants in ACWDB's Local Area	ACWDB Youth Registrants
10,420	1,440
<ul style="list-style-type: none"> ❖ Education and Training Partnerships: ACWDB partners with employers, education stakeholders, and community-based organizations to facilitate job seeker access to education and training, that leads to industry-recognized credentials, certificates, employment, and job retention in high-growth industries. 	

CROSS AGENCY



EARLY CARE AND EDUCATION

- **Department of Early Childhood Development:** The Budget proposes to establish a new department within HHS to promote a high-quality, affordable and unified early childhood system that improves program integration and coordination with other major programs serving young children, effective July 1, 2021. \$8.5M GF is provided to carry out collective bargaining activities.
- **CalWORKs Stage 2 and 3 Child Care:** Stage 2 (\$588M GF) and Stage 3 (\$583.1M GF), an increase of \$53.8M GF to reflect a reduction in caseload in Stage 2 and increase in caseload in Stage 3. Proposed to be consolidated under Department of Early Childhood Development, along with Stage 1.
- **General Child Care Slots:** \$50M ongoing for over 3,000 General Child Care slots. Funding shifted from GF to Cannabis Fund. Additional \$10.3M Cannabis Fund for an additional 621 slots.
- **Universal PreK:** Increase of \$31.9M in FY20-21 and \$127M GF ongoing to support an additional 10,000 State Preschool slots at non-local educational agencies beginning April 1, 2021. Governor anticipates serving all eligible four-year-olds in next year's budget.

HOUSING AND HOMELESSNESS

The Budget Proposal emphasizes commitments made in the FY19-20 Budget, clarifying that much of the funding has yet to be distributed. Funding specified for FY20-21 includes:

- **California Access to Housing and Services Fund:** \$750M in a new program to be distributed by Department of Social Services (DSS) intended to (a) pay rent for individuals facing homelessness; (b) support regions to bring on more dwelling units and (c) to help stabilize board and care facilities/homes. Intended to be coordinated with county services and designed to align to community needs. Administrative expenses are capped at 10 percent.
- **Office of Emergency Services:** \$84M combined for Domestic Violence Housing First Program, Transitional Housing Program, Specialized Emergency Housing
- **Housing and Disability Advocacy Program (HDAP):** \$25M GF
- **Department of Public Health:** \$5M combined for HIV Care Program, Housing Opportunities for Persons with AIDS (HOPWA) and Housing Plus Program
- **Veterans Housing and Homeless Prevention:** \$75M
- **Housing Production:** \$10M GF annually for the next three years to support the state's effort to increase housing production

WORKING FAMILIES

- **Working Families Tax Credit:** \$1B continued investment in the State Earned Income Tax Credit (EITC), providing a \$1,000 credit for families with children under the age of six, and \$10M for outreach efforts. The proposed budget continues development of a program that would allow the EITC to be dispersed in monthly payments.

IMMIGRATION

- **Immigration Services Funding:** \$65M GF to fund qualified nonprofit organizations to provide immigration services to unaccompanied undocumented minors and other immigrants who reside in CA
- **Immigration Legal Services on Community College Campuses:** \$10M Prop 98 GF ongoing to provide legal services on community college campuses
- **Dreamer Resource Liaisons:** \$5.8M increase in ongoing Prop 98 GF to fund Dreamer Resource Liaisons and student support services for immigrant students in community colleges
- **The California Newcomer Education and Well-Being Project (CalNEW):** \$15M Prop 98 GF one-time. The funding will also provide school-based supports to immigrant families to address harms caused by the federal "public charge" rule

ITEM VI.B.- INFORMATION

THE CALIFORNIA BETTER CAREERS DESIGN GROUP AWARD

BACKGROUND:

The Alameda County Workforce Development Board (ACWDB) received an award in the amount of \$25,000 to participate in a statewide Better Careers Design Group (Design Group) initiative funded by the James Irvine Foundation. Design Group members will partner with individuals and the communities they serve to investigate problems that exist within their local workforce system. Members will learn and utilize the human-centered and outcome-oriented design models, while building relationships across sectors and gaining guidance from state-level agencies. ACWDB will build collective knowledge and strategies that aim to remove barriers to employment, and strategically ramp justice-involved individuals into sustainable pre-apprenticeship and apprenticeship programs. Solutions discovered in the Design Group will be leveraged to enhance and improve service and system coordination related to ACWDB's Prison-to-Employment (P2E) program.

Additionally, the Design Group's focus will complement ACWDB's effort to 1) enhance and scale human-centered design across the workforce development system; and 2) enhance and coordinate reentry systems and services to promote economic equity for justice-involved individuals. These Design Group activities are aligned with ACWDB's priority to serve individuals with barriers to employment, which is inclusive of the reentry population. The Design Group initiative is an opportunity to innovate services, programs, and system coordination.

ACWDB and other Design Group team members have a long-standing working relationship that is an advantage in this process. The Design Group organizations include:

- ACWDB
- Alameda County Probation Department
- Growth Sector (CBO)
- Rubicon Programs (CBO)

For further information, contact Tamia Brown, Program Financial Specialist at (510) 259-3884, email Tamia.Brown@acgov.org, or Latoya Reed, Management Analyst, at (510) 259-3833, email Latoya.Reed@acgov.org.

ITEM VI.C. - INFORMATION

SERVICES AND OUTCOMES FOR UNHOUSED WORKFORCE INNOVATION AND OPPORTUNITY ACT (WIOA) PARTICIPANTS

BACKGROUND:

At the November 13, 2019 meeting of Alameda County Workforce Development Board's (ACWDB) Systems and Strategies Committee, Laura Guzman, Continuum of Care Director for Everyone Home in San Leandro gave an eye-opening presentation covering some unexpected statistics about homelessness in Alameda County.

This Information Item is a follow up to that presentation. Staff is providing a summary of services and outcomes experienced by unhoused WIOA participants during the 2018/2019 program year. Please see attachment.

Staff will use this data to inform future service delivery strategies for harder-to-serve populations. Additionally, ACWDB staff is looking forward to developing meaningful relationships with community organizations who serve the unhoused populations of Alameda County. Once connections are established, staff envision that there will be a more robust representation of services provided and outcomes experienced by Alameda County's WIOA-enrolled, unhoused populations.

For additional information, please contact Michele G. Garcia, MIS Administrator, at (510) 259-3802 or by email mggarcia@acgov.org.

ATTACHMENT:

VI.C.1. – Services & Outcomes Unhoused WIOA Participants

VI.C.1. - INFORMATION
SERVICES AND OUTCOMES FOR UNHOUSED WIOA PARTICIPANTS
PY 2018/2019

Workforce Innovation and Opportunity Act (WIOA) Enrolled Participants
who reported being homeless on the date of application:

WIOA Adults and Dislocated Workers:	19
WIOA Youth:	67
Total:	86

WIOA Adults & Dislocated Workers:

	#	% of 19
Co-Enrolled and/or Referred to Partner Agency/Organization ^① :	10	53%
Provided WIOA-Funded Supportive Services ^② :	7	37%
Received Training Services ^③ :	5	26%
Lost Contact ^④ :	4	21%
Reported Credential Attainment:	0	0%
Reported Employment @ Case Closure:	8	42%
Average Wage @ Case Closure:	\$24.65	

WIOA Youth and Young Adults (Ages 16 - 24)

	#	% of 67
Co-Enrolled and/or Referred to Partner Agency/Organization ^① :	14	21%
Provided WIOA-Funded Supportive Services ^② :	16	24%
Received Training Services ^③ :	31	46%
Lost Contact ^④ :	23	34%
Reported Credential Attainment:	9	13%
Reported Employment @ Case Closure:	16	24%
Average Wage @ Case Closure:	\$14.99	

^① Either: Social Services; or Shelter/Housing; Food; Financial Aid; or Clothing.

^② Either: Transportation; Testing; Tools/Clothing; or Other.

^③ Either: Occupational training; GED Prep; OJT; Metrix Learning; Pd Internship; or Pd Work Exp; Pre Appren; or Post Sec Edu.

^④ Either: Incarcerated; Moved from Area; Non-Responsive; or Deceased.

ITEM VI.D. - INFORMATION

THE “STORY BEHIND THE NUMBERS” REPORT

BACKGROUND:

Beginning with the contract period July 1, 2019, Adult and Dislocated Worker Career Service Providers (CSP) are required to submit as Monthly Narrative Report that provides qualitative information in support of the data from the Monthly CalJOBS reports as well as other relevant information. This item represents a summary of the reports from the period July 1, through December 31, 2019.

Since July 1, 2019, Adult and Dislocated Worker CSP hosted or participated in over 10 Job Fairs, engaged with over 150 employers, and assisted in 15 Rapid Response events. This report was discussed at the February 19, 2020 Systems and Strategies Committee. Please see the attachment V.D.1. – “The Story Behind the Numbers Report” for more details.

For more information, contact David Dias, Career Center Coordinator at (510) 780-8768 or email at david.dias@acgov.org.

ATTACHMENT:

VI.D.1. – The Story Behind the Numbers Report

ATTACHMENT VI.D.1.**THE STORY BEHIND THE NUMBERS REPORT**

Adult and Dislocated Worker Career Services Provider	Geographic Sub-Region
Rubicon Programs Inc.	Eden Castro Valley, Hayward, San Leandro, San Lorenzo

Enrollment/Employment/OJTs:

- Over 50 WIOA enrolled individuals found employment
- 3 individuals placed in OJTs

Workshops/Rapid Response:

- Staff conducted 12 workshops between the Fremont and Oakland locations
- Assisted in 5 Rapid Response events, assisting 168 displaced workers
- Partnered with Employment Development Department (EDD) and facilitated 5 workshops reaching 143 job seekers

Employer Engagement/Job Fairs:

Rubicon Programs worked with the following employers during the July - December 2019 timeframe:

- | | | |
|------------------------|-------------------------------|----------------------------|
| ● EmployBridge | ● Aerotek | ● Home Instead |
| ● Workforce Specialist | ● Childcare Careers | ● Senior Care |
| ● Kelly Services | ● Tire Warehouse | ● Highland Energy |
| ● Prologistics | ● AccentCare | ● Census 2020 |
| ● Distribution | ● ComForCare | ● Johnson Family Home |
| ● Bright Star Care | ● Allied Universal Services | ● Pacific Home Care |
| ● CareBuilders at Home | ● Empire Workforce Solutions | ● Berkeley Farms |
| ● ResCare Homecare | ● Rising Sun | ● USP |
| ● Staples Energy | ● Darice Tilery | ● FedEx |
| ● Balance Staffing | ● Harambee Community Services | ● GAT Air Ground |
| ● Trade Mark Staffing | | ● Michael's Transportation |
| ● Fidelitone | | ● Baron HR |
| | | ● Graduate Berkeley |

Adult and Dislocated Worker Career Services Provider	Geographic Sub-Region
Peralta Community College District	North Cities Alameda, Albany, Berkeley, Emeryville, Piedmont

Enrollment/Employment/OJTs:

- Over 100 Adult and Dislocated Workers enrolled in WIOA

Workshops/Rapid Response:

- Assisted in 3 Rapid Response events, serving 49 displaced workers
- Delivered Berkeley Adult School WIOA presentations every Monday and Tuesday morning
- Provided weekly WIOA presentations in the Career Center every Monday

Employer Engagement/Job Fairs:

College of Alameda hosted employers and participated in job fairs and recruitment events during the July - December 2019 timeframe:

- Oakland Midnight Basketball League Job and Resource Fair
- ChildCare Careers
- Safeway/Albertsons
- Laney College Career Fair – 200 attendees
- Securitas
- Amazon
- Census 2020
- Berkeley City College Fair – over 50 attendees
- Jackson Hewitt Hiring Event

Adult and Dislocated Worker Career Services Provider	Geographic Sub-Region
Ohlone Community College District	Tri Cities Fremont, Newark, Union City

Enrollment/Employment/OJTs:

- Over 100 Adult and Dislocated Workers enrolled in WIOA
- 63 WIOA clients placed in employment

Workshops/Rapid Response:

- Assisted in 6 Rapid Response events, serving 199 displaced job seekers
- Integrated Appointlet – Online appointment scheduler for clients
- Provided Zoom video conferencing with clients to assist individuals that are unable to meet in person
- Delivered drop-in sessions, workshops, job clubs, and various events are being offered to the community

Employer Engagement/Job Fairs:

Ohlone College created 44 new business connections and posted over 300 jobs on their website during the July 1 – December 31, 2019 timeframe:

Career Fairs:

- Fall 2019 Career Fair – 240 attendees
- In-n-Out Tabling – 27 attendees
- Mission College Career Fair – 25 businesses
- Business Expo – 35 Businesses
- Allogene Information Session - 73 Job Seekers
- Kadient Tabling - 10 Job Seekers

Career Fair Feedback from Business:

- 96% found candidates
- 92% were satisfied with event
- 92% will continue with Ohlone Recruitment Services

Adult and Dislocated Worker Career Services Provider	Geographic Sub-Region
Chabot-Las Positas Community College District	Tri-Valley Dublin, Livermore, Pleasanton. Sunol

Enrollment/Employment/OJTs:

- Over 60 WIOA enrolled individuals found employment
- 5 individuals placed in OJTs
- Averaged 23 client visits at Career Center per day

Workshops/Rapid Response:

- Assisted in Rapid Response event, serving 70 displaced workers

Employer Engagement/Job Fairs:

- Hosted bi-weekly Coffee Breaks providing job seekers the opportunity to meet with employers in a relaxed, small group, atmosphere. Coffee Breaks averaged 10-15 per meeting
- Delivered a Job Fair with 43 employers and 150 job seekers
- Hosted a Pharmaceutical Job Club
- Exhibited at two Chamber business expos, in Pleasanton and Livermore.

ITEM VI.E. – INFORMATION

ALAMEDA COUNTY WORKFORCE DEVELOPMENT BOARD
2020 MEETING CALENDAR *

FEBRUARY 2020

- 5 Organizational Effectiveness Committee (9:30 – 11:30 AM, California Poppy Room, 2nd Floor)
- 10 Youth Committee (1:00 – 3:00 PM, Hayward Library)
- 19 Systems and Strategies Committee (9:00 – 11:00 AM, California Poppy Room, 2nd Floor)
- 26 Executive Committee (9:30 – 11:30 AM, California Poppy Room, 2nd Floor)

MARCH 2020

- 12 Workforce Development Board (9:00 AM – 12 Noon, California Poppy Room, 2nd Floor)

APRIL 2020

- 8 Organizational Effectiveness Committee (9:30 – 11:30 AM, California Poppy Room, 2nd Floor)
- 13 Youth Committee (1:00 – 3:00 PM, California Poppy Room, 2nd Floor)
- 15 Systems and Strategies Committee (9:00 – 11:00 AM, California Poppy Room, 2nd Floor)
- 22 Executive Committee (9:30 - 11:30 AM, California Poppy Room, 2nd Floor)

MAY 2020

- 14 Workforce Development Board (9:00 AM – 12 Noon, California Poppy Room, 2nd Floor)

AUGUST 2020

- 5 Organizational Effectiveness Committee (9:30 – 11:30 AM, California Poppy Room, 2nd Floor)
- 10 Youth Committee (1:00 – 3:00 PM, California Poppy Room, 2nd Floor)
- 19 Systems and Strategies Committee (9:00 – 11:00 AM, California Poppy Room, 2nd Floor)
- 26 Executive Committee (9:30 - 11:30 AM, California Poppy Room, 2nd Floor)

SEPTEMBER 2020

10 Workforce Development Board (9:00 AM – 12 Noon, California Poppy Room, 2nd Floor)

NOVEMBER 2020

4 Organizational Effectiveness Committee (9:30 – 11:30 AM, California Poppy Room, 2nd Floor)

9 Youth Committee (1:00-3:00 PM, California Poppy Room, 2nd Floor)

18 Systems and Strategies Committee (9:00 – 11:00 AM, California Poppy Room, 2nd Floor)

19* Executive Committee (9:30 - 11:30 AM, California Poppy Room, 2nd Floor)

DECEMBER 2020

10 Workforce Development Board (9:00 AM – 12 Noon, California Poppy Room, 2nd Floor)

NOTE: All meetings are located at the Eden Area Multi Service Center, 24100 Amador Street, Hayward.

***Due to the Thanksgiving holiday, the Executive Committee has been rescheduled to November 19, 2020.**

2.28.20

ITEM VI.F. - INFORMATION

ALAMEDA COUNTY
WORKFORCE DEVELOPMENT BOARD (WDB)
MEMBER LIST

BUSINESS (51%)

CHAIRPERSON – JENNIFER ONG

Jennifer Ong, Owner & Dr of Optometry
Family Eye Care
2223 Santa Clara Avenue, Suite A
Alameda, CA 94501
Tel: 510-521-0551
E-Mail: drjenniferong@gmail.com

Tyler Abbott, CEO, Santini Foods, Inc.
420 Ulloa Street
San Francisco, CA 94127
Tel: 415-786-3560
E-Mail: tyler@abbottfamily.org

Alexandria Baker, South Bay Manager,
Power Pathway
PG&E
245 Market, N4R
San Francisco, CA 94105
Tel: 925-246-3875
E-Mail: A2Bs@pge.com

Jeff Bowser, Partner Manager
Juniper Networks
2426 Tapestry Way
Pleasanton, CA 94566
Tel: 925-765-9228
E-Mail: jbowser@juniper.net

Jennifer Cogley, Deputy Director of
Community Relations
Bayer
800 Dwight Way, B64/R316
Berkeley, CA 94710
Tel: 510-705-6965
E-Mail: jennifer.cogley@bayer.com

VICE-CHAIRPERSON –
BETHANY MCCORMICK

Bethany McCormick, Engineering
Recruitment and Diversity Manager
Lawrence Livermore Lab
7000 East Avenue, Building 131
Livermore, CA 94551
Tel: 925-423-0174
E-Mail: McCormick11@llnl.gov

Kathy Mello, CFO/COO
TGIF Auto Body, Inc.
4595 Enterprise Street
Fremont, CA 94538
Tel: 510-490-1342, x109
E-Mail: Kathy@tgifauto.com

Paul Reyes, Sales Manager, Northern
California
Experis
345 California Street, Suite 350
San Francisco, CA 94104
Tel: 925-828-5421
E-Mail: paul.reyes@experis.com

Christopher Rose, Operations Manager
Copper Harbor Co.
2300 Davis St.
San Leandro, CA 94577
Tel: 408-508-3991
E-Mail: christopher.rose06@gmail.com

Mario Wagner, CEO
RF Contractors
8055 Collins Drive
Oakland, CA 94621
Tel: 510-228-2994
E-Mail: mwagner@rfcontractors.com

VACANT (4)

EDUCATION

Dr. Regina Stanback Stroud, Chancellor
Peralta Community College District
333 East 8th Street
Oakland, CA 94606
Tel: 510-466-7202
Email: stroudr@peralta.edu

WIOA Title II – Adult & Literacy

Brad Frazier, Principal
San Leandro Adult School
1448 Williams Street
San Leandro, CA 94577
Tel: 510-618-4424
E-Mail: bfrazier@slusd.us

GOVERNMENT

State Employment Service

Kalpana Oberoi, Cluster Manager
Northern Division, Workforce Services Branch
State of California
Employment Development Department
7677 Oakport Street, Suite 350
Oakland, CA 94621
Tel: 510-564-0521
E-Mail: Kalpana.oberoi@edd.ca.gov

State Department of Rehabilitation

Brian Salem, Staff Services Manager I
California State Department of Rehabilitation
1515 Clay Street, Suite 119
Oakland, CA 94612
Tel: 510-622-2776
E-Mail: bsalem@dor.ca.gov

Economic Development

Stephen Baiter, Executive Director
East Bay Economic Development Alliance
1221 Oak Street, Ste. 555
Oakland, CA 94612
Tel: 510-272-3874
Email: stephen@EastBayEDA.org

Tina Kapoor, Economic Development
Manager
City of Fremont
3300 Capitol Avenue
Fremont, CA 94538
Tel: 510-284-4023
E-Mail: TKapoor@fremont.gov

WORKFORCE REPRESENTATIVES

(20%)

Labor (15%)

Eric Darby, Heavy Duty Journey Level Mech
A C Transit – ATU 192
8460 Enterprise Way
Oakland, CA 94621
Tel: 510-635-0192
E-Mail: edarby@atu192.org

Alfred Fortier, Assistant Business Manager
IBEW LU 1245
30 Orange Tree Circle
Vacaville CA 95687
Tel: 510-230-3188
E-Mail: AWF2@IBEW1245.com

Tony Lam, Building Trades Apprentice
SMWIA 104
4509 Laura Way
Union City, CA 94587
Tel: 510-378-5134
E-Mail: vubalam@hotmail.com

WORKFORCE REPRESENTATIVES
(Continued)

John Torok, Shop Steward
AFL-CIO/SEIU Local 1000
1909 San Pablo Ave, #E
Oakland, CA 94612
Tel: 415-202-2773
E-Mail: john.torok@edd.ca.gov

VACANT (1)

Community - Based Organization

Bill Pelter, Program Development Consultant
Ability Now Bay Area
4500 Lincoln Avenue
Oakland, CA 94602
Tel: 510-531-3323 x21
Email: bpelter@abilitynowba.org

Michael Keenan, President and CEO
Goodwill Industries of the Greater East Bay
1301 30th Avenues
Oakland, CA 94601
Tel: 510-698-7227
Email: mkeenan@eastbaygoodwill.org

Rev. 2.5.20

WDB COMMITTEES

Executive Committee

Jennifer Ong, WDB Chair
Bethany McCormick, WDB Vice-Chair
Paul Reyes, Systems and Strategies Committee Chair
Brian Salem, Organizational Effectiveness Committee Chair
Alexandria Baker, Youth Committee Chair

Systems and Strategies Committee

Paul Reyes, Chair
Dr. Regina Stanback Stroud, Vice-Chair
Tina Kapoor
Michael Keenan
Tony Lam
Kalpana Oberoi
Susie Passeggi

Organizational Effectiveness Committee

Brian Salem, Chair
Christopher Rose, Vice-Chair
Tyler Abbott
Jennifer Cogley
Brad Frazier
James Paxson
John Torok

Youth Committee

Alexandria Baker, Chair
Lisa Meza, Vice-Chair
Jeff Bowser
Eric Darby
Gana Eason
Linda Evans
Elizabeth Lockerbie
Kathy Mello
Bill Pelter
Raquel Ramsey-Shelton
Mario Wagner

ITEM VI.G. - INFORMATION

ALAMEDA COUNTY WORKFORCE DEVELOPMENT BOARD
PY 2019/20 SERVICE PROVIDER LIST

Business Services Unit Contacts

Samantha Miller, Program Financial Specialist

PH: (510) 259-3832

E-MAIL: samantha.miller@acgov.org

Javier Contreras, Rapid Response Coordinator

PH: (510) 259-3831

E-MAIL: javier.contreras@acgov.org

Nancy Soto, Reentry Resource Coordinator

PH: (510) 259-3839

E-MAIL: nancy.soto@acgov.org

Carmelo San Mames, Strategic Training Partnerships Coordinator

PH: (510) 259-3828

E-MAIL: Carmelo.SanMames@acgov.org

Career Center System

America's Job Centers of California (AJCC)

EDEN AREA COMPREHENSIVE CAREER CENTER

24100 Amador Street, 3rd Floor

Hayward, CA 94544

PH: (510) 670-5700

Vi Ngo, Site Manager

PH: (510) 265-8376

E-MAIL: vin@rubiconprograms.org

FREMONT EDD

39155 Liberty Street, Suite B200

Fremont, CA 94538-1516

PH: (510) 794-3667

Kalpana Oberoi, Cluster EDD Manager

PH: (510) 564-0521

E-MAIL: kalpana.oberoi@edd.ca.gov

Sub-Regional Workforce Networks

NORTH CITIES CAREER CENTERS

College of Alameda

555 Ralph Appezato Memorial Parkway, Portable P

Alameda, CA 94501

PH: (510) 748-2208

Stefanie Bradshaw, Site Manager

PH: (510) 748-2399

E-Mail: sbradshaw@peralta.edu

Berkeley Adult School

1701 San Pablo

Berkeley, CA 94702

PH: (510) 644-6630

OHLONE COLLEGE TRI-CITIES CAREER CENTER – NEWARK

Ohlone College Campus
39399 Cherry Street, Room 1211
Newark, CA 94560
PH: (510) 742-2323

Daniel Newell, Site Manager
PH: (510) 742-2320
E-MAIL: dnewell@ohlone.edu

Binh Nguyen, Executive Director
PH: (510) 659-6441
E-MAIL: bnguyen@ohlone.edu

TRI-VALLEY CAREER CENTER

6300 Village Parkway, Suite 100
Dublin, CA 94568-3009
PH: (925) 560-9431

Sarah Holtzclaw, Site Manager
PH: (925) 560-9439
E-MAIL: sholtzclaw@clpccd.org

SANTA RITA JAIL CAREER CENTER

5325 Broader Blvd.
Dublin, CA 94568

Charles Turner, Re-Entry Services
PH: (510) 507-6591
E-MAIL: Charles.turner@acgov.org

Youth/Young Adult Program Operators – PY 2019/20

Young Adult Future Force Career Program - Out-of-School Youth Services

NORTH CITIES (Alameda, Albany, Berkeley, Emeryville, Piedmont)

Berkeley Youth Alternatives
1255 Allston Way
Berkeley, CA 94702

Niculia Williams, Executive Director
PH: (510) 845-9010 Ext. 204
E-MAIL: nwilliams@byaonline.org

Kevin Williams, Assistant Director
PH: (510) 845-9010 Ext. 205
E-MAIL: kwilliams@byaonline.org

Mieka Claridy, Program Manager
PH: (510) 845-9010 Ext. 219
E-MAIL: mclaridy@bayonline.org

EDEN AREA (Hayward, San Leandro, San Lorenzo, Castro Valley, Ashland, Cherryland, Fairview)

**Hayward Unified School District/
Hayward Adult School**
22100 Princeton Street
Hayward, CA 94541

Evelyn Ocasio, Director
PH: (510) 293-8595 x 4803
E-MAIL: ecasio@has.edu

Angela Holmes, Co-Director
PH: (510) 293-8595 x5430
E-MAIL: aholmes@has.edu

Hector Topete, Co-Director
PH: (510) 293-8595 x5418
E-MAIL: htopete@has.edu

TRI-CITIES (Fremont, Newark, Union City)
East Bay Community Services dba La Familia Counseling Services

Administrative Office:
24301 Southland Drive, Suite 300
Hayward, CA 94545

Aaron Ortiz, Executive Director
PH: (510) 300-3500
E-MAIL: aortiz@lafamiliacounseling.org

Carolynn Langsdale, Chief Programs Officer
PH: (510) 219-9306
E-MAIL: clangsdale@lafamiliacounseling.org

Program Office:
600 G Street, Room 3
Union City, CA 94587

Larry Ewings, Program Manager
PH: (510) 566-6389
E-MAIL: lewings@lafamiliacounseling.org

VALLEY AREA (Dublin, Livermore, Pleasanton, Unincorporated-Sunol)
East Bay Community Services dba La Familia Counseling Services

Administrative Offices:
24301 Southland Drive, Suite 300
Hayward, CA 94545

Aaron Ortiz, Executive Director
PH: (510) 300-3500
E-MAIL: aortiz@lafamiliacounseling.org

Carolynn Langsdale, Chief Programs Officer
PH: (510) 219-9306
E-MAIL: clangsdale@lafamiliacounseling.org

Program Office:
3278 Constitution Drive, Bldg 16
Livermore, CA 94551

Larry Ewings, Program Manager
PH: (510) 315-4099
E-MAIL: lewings@lafamiliacounseling.org

Youth Innovation Program – In-School Youth

EDEN AREA (Hayward, unincorporated areas of Ashland, Cherryland, Fairview, San Leandro, San Lorenzo, Castro Valley)

Eden Area Regional Occupational Program
26316 Hesperian Boulevard
Hayward, CA 94545

Evan Goldberg, Grants Manager
PH: (510) 293-8595
E-MAIL: egoldberg@edenrop.org

Rev. 8.29.19

VI.H. – INFORMATION

ALAMEDA COUNTY WORKFORCE DEVELOPMENT BOARD
STAFF ROSTER

Director’s Office/Admin

Patti Castro, Director510.259.3843
E-Mail: pcastro@acgov.org

Sheroza Haniff, Board Secretary.....510.259.3842
E-Mail: sheroza.haniff@acgov.org

Latoya Reed, Management Analyst.....510.259.3833
E-Mail: latoya.reed@acgov.org

Jennifer Mitchell, Program Financial Specialist.....510.259.3829
E-Mail: jennifer.mitchell@acgov.org

Workforce Systems Coordination

Rhonda Boykin, Assistant Director.....510.259.3844
E-Mail: rboykin@acgov.org

Jessica Perkinson, Secretary I.....510.259.3836
E-Mail: jessica.perkinson@acgov.org

Business Services

Samantha Miller, Business Services Coordinator.....510.259.3832
E-Mail: samiller@acgov.org

Javier Contreras, Rapid Response Coordinator.....510.259.3831
E-Mail: javier.contreras@acgov.org

Carmelo San Mames, Senior Strategic Partnerships Coordinator...510-259-3828
E-Mail: carmelo.sanmames@acgov.org

Workforce Services

Tamia Brown, Program Financial Specialist.....510.259.3884
E-Mail: tamia.brown@acgov.org

Deidra Perry, Program Financial Specialist.....510.259.3827
E-Mail: deperry@acgov.org

David Dias, Career Center Coordinator/System Planner.....510.259.6232
E-Mail: david.dias@acgov.org

Nancy Soto, Reentry Resource Coordinator.....510.259.3839
E-Mail: nancy.soto@acgov.org

Charles Turner, Reentry Specialist.....510.670.6132
E-Mail: charles.turner@acgov.org

Workforce Systems Support

Michele Garcia, Workforce Board System Administrator.....510.259.3802
E-Mail: mggarcia@acgov.org

Victoria Casaray, Workforce Services Technician.....510.259.3579
E-Mail: vcasaray@acgov.org

Quinallison Dovey, Workforce Services Technician.....510.259.3814
E-Mail: qjarin@acgov.org

Delia Torres, Workforce Technician.....510.259.3841
E-Mail: delia.torres@acgov.org

Karen (Qi Yun) Yan, Account Support Clerk.....510.259.3895
E-Mail: karenqiyun.yan@acgov.org

Rev. 2.28.20

COMMONLY USED ACRONYMS

ABE Adult Basic Education	ISS Individual Services Strategies
ACBG Alameda County “Beyond the Gates” Project	ITA Individual Training Account
ACCESS Alameda County Career & Employment Services System	JPA Joint Powers Agreement
ACWDB Alameda County Workforce Development Board	LEA Local Education Agency
AEBG Adult Education Block Grant	LEAP Linking to Employment Activities Pre-Release (DOL Returning Citizens Program)
AJCC America’s Job Center of California	LEO Local Elected Official
ARRA American Recovery and Reinvestment Act	LEP Limited English Proficient
BAP Business Assistance Program	LMI Labor Market Information
BOS Board of Supervisors (Alameda County)	LTU Long-Term Unemployed
BSD Basic Skills Deficient (scores below 9 th grade level – math/reading)	LWDA Local Workforce Development Area
BSR Business Services Representative	MACC Mid-Alameda County Consortium
BSU Business Services Unit	MIS Management Information Systems
CAO County Administrator Office	MOU Memorandum of Understanding
CAB Community Action Board	NACAE Northern Alameda County Consortium for Adult Education
CALED California Association of Local Economic Development	NACO National Association of Counties
CalJOBS State’s Case Management and Performance Tracking Online System	NAWB National Association of Workforce Boards
CalWORKs California Work Opportunity and Responsibility to Kids	NGA National Governors’ Association
CBO Community-Based Organization	OJT On-the-Job Training
CCCC California Community College Chancellor’s Office	OMHT Operation My Home Town
CDE California Department of Education	O*NET Occupational Information Network
CEO Chief Elected Official	OPIC Oakland Private Industry Council
COVCA Covered California – Affordable Care Act	PAL Personnel, Administration & Legislation Committee
CPT Career Pathways Trust	RFI Request For Information
CSBG Community Services Block Grant	RPU Regional Planning Unit
CWA California Workforce Association	RFP Request For Proposal
CWDA County Welfare Director’s Association	RFQ Request For Qualifications
CWDB California Workforce Development Board	RFQ Request For Quotation
DOL Department of Labor	ROP/C Regional Occupational Program/Center
DOR Department of Rehabilitation	RR Rapid Response
DW Dislocated Worker	RTW Ready-to-Work
EBEDA East Bay Economic Development Alliance	SACC Southern Alameda County Consortium
EBW EASTBAY <i>WORKS</i>	SDE State Department of Education
EDA Economic Development Agency	SSA Social Services Agency
EDD Employment Development Department	TANF Temporary Assistance for Needy Families
EFL Educational Functioning Level	TAA Trade Assistance Act
ELL English Language Learner	TEGL Training & Employment Guidance Letter
ESL English-As-A-Second Language	TRA Trade Readjustment Allowances
ESR Employer Services Representative	UI Unemployment Insurance
ETA Employment Training Admin. (Dept of Labor)	VESL Vocational English-As-A-Second Language
ETP Employment Training Panel	VOS Virtual One Stop
ETPL Eligible Training Provider List	WARN Worker Adjustment and Retraining Notification
EXC Executive Committee (Board’s)	WBA Workforce & Benefits Administration
FBO Faith-Based Organization	WBL Work-Based Learning
GA General Assistance	WFB Workforce Development Board
HUD Federal Department of Housing and Urban Dev.	WIOA Workforce Innovation and Opportunity Act
IEP Individual Employment Plan	WSD Workforce Services Division (State EDD)
ISOF Industry-Sector Occupational Framework	WSST Workforce Services Support Team
	WTW Welfare-to-Work
	YC Youth Committee

