

ACWDB Layoff and Closure Weekly Report (Including COVID-19 Related Impacts)

July 1, 2020 – June 30, 2021

Month Ending: January 31, 2021

WARN

The Worker Adjustment Retraining Notification (WARN) protects employees, their families, and communities by requiring employers to give a 60-day notice to the affected employees and both state and local representatives prior to a plant closing or mass layoff. Federal WARN is applicable only to employers with 100 or more full-time employees. California WARN is applicable to a covered establishment with 75 or more employees full or part-time. Due to the impact of COVID-19 and the evolving status of companies and their layoffs or closures, the information provided on this report is dynamic and subject to change. Please contact ACWDB with any specific questions.

New entries received within the specified timeframe have been bolded for your convenience

(A complete listing of COVID-related WARN notices occurring prior to 7/1/2020 may be located at our website acwdb.org.)

COVID-19 layoff date : (March 1, 2020 - June, 30 2020) Total Employers 331 Total Workers: 33000

All employers and workers impacted: July 1, 2020 – January 31, 2021

EDEN RAPID RESPONSE	COVID 8	Total Employers 14	Total Workers 543
NORTH CITIES RAPID RESPONSE	COVID 11	Total Employers 12	Total Workers 1205
TRI-CITIES RAPID RESPONSE	COVID 6	Total Employers 11	Total Workers 457
TRI-VALLEY RAPID RESPONSE	COVID 10	Total Employers 12	Total Workers 1332
	TOTAL: 35	TOTAL: 49	TOTAL: 3537
	TOTAL COVID-19 AFFECTED WORKERS: 1802		

Region	COVID-19 Affected Employers	Employer	Union	Location	Industry	Closure/Layoff/Temporary	Layoff Date	Affected Workers	TAA Status
Eden	x	Epicurean Group		Hayward	Food Services	Layoff	07/27/20	5	
Eden	x	Precision Founders, Inc. dba PCC Structural		San Leandro	Manufacturing	Layoff	08/04/20	21	
Eden	x	Western Dental		Hayward	Healthcare	Layoff	08/14/20	3	
Eden	x	Western Dental		San Leandro	Healthcare	Layoff	08/14/20	1	
Eden		The Coca-Cola Company dba Odwalla		San Leandro	Manufacturing	Layoff	08/31/20	33	
Eden		Conxtech	x	Hayward	Manufacturing	Layoff	09/25/20	50	
Eden		Conxtech		Hayward	Manufacturing	Layoff	09/25/20	11	
Eden	x	H.U.G. Company		Hayward	Manufacturing	Layoff	09/30/20	42	
Eden	x	FXI, Inc.		San Leandro	Manufacturing	Layoff	10/20/20	64	
Eden	x	Lags Spine and SportsCare Medical Centers, Inc. d/b/a Lags Medical Centers		Hayward	Healthcare	Layoff	11/02/20	3	
Eden		Intarcia Therapeutic, Inc.		Hayward	Healthcare	Layoff	11/20/20	279	
Eden		Kaiser Foundation Hospitals and Kaiser Foundation Health Plan, Inc.		San Leandro	Healthcare	Layoff	11/29/20	3	
Eden	x	Knighted Ventures, LLC		Hayward	Entertainment	Temporary	12/07/20	25	
Eden		Southwestern & Pacific Specialty Finance, Inc.		San Leandro	Professional Services	Closure	12/11/20	3	
North Cities	x	Philz Coffee, Inc.		Berkeley	Food Services	Layoff	07/15/20	2	

ACWDB Layoff and Closure Weekly Report (Including COVID-19 Related Impacts)

July 1, 2020 – June 30, 2021

Month Ending: January 31, 2021

North Cities	x	PT Gaming, LLC		Emeryville	Entertainment	Layoff	07/17/20	71	
North Cities	x	BPR Properties Management, LLC dba BPR Hotels, Shattuck Hotel		Berkeley	Hospitality	Layoff	07/25/20	98	
North Cities	x	Epicurean Group		Albany	Food Services	Layoff	07/27/20	32	
North Cities	x	Epicurean Group		Albany	Food Services	Layoff	07/27/20	5	
North Cities	x	Epicurean Group		Berkeley	Food Services	Layoff	07/27/20	11	
North Cities	x	YMCA of the East Bay		Albany	Healthcare	Layoff	07/30/20	66	
North Cities	x	YMCA of the East Bay		Berkeley	Healthcare	Layoff	07/30/20	224	
North Cities	x	HYATT House Emeryville		Emeryville	Hospitality	Temporary	08/14/20	89	
North Cities	x	Hornblower Cruises & Events, LLC		Berkeley	Entertainment	Layoff	08/20/20	30	
North Cities		Raiders Football Club, LLC	x	Alameda	Entertainment	Closure	08/22/20	492	
North Cities	x	Courtyard Management Corporation		Emeryville	Hospitality	Layoff	03/01/21	85	
Tri-Cities	x	Philz Coffee, Inc.		Fremont	Food Services	Layoff	07/15/20	5	
Tri-Cities	x	Epicurean Group		Fremont	Food Services	Layoff	07/27/20	6	
Tri-Cities	x	Tailored Shared Services, LLC		Fremont	Retail	Temporary	07/28/20	86	
Tri-Cities		Seagate US, LLC		Fremont	Manufacturing	Layoff	08/04/20	78	
Tri-Cities	x	Western Dental		Fremont	Healthcare	Layoff	08/14/20	1	
Tri-Cities	x	nVent Thermal, LLC		Union City	Manufacturing	Temporary	09/13/20	1	
Tri-Cities		Kaiser Foundation Hospitals and Kaiser Foundation Health Plan, Inc.		Fremont	Healthcare	Layoff	11/29/20	1	
Tri-Cities		Southwestern & Pacific Specialty Finance, Inc.		Fremont	Professional Services	Closure	12/11/20	1	
Tri-Cities		Corning Optical Communications LLC		Union City	Technology	Layoff	01/01/21	196	
Tri-Cities		Ichor Systems, Inc.		Union City	Manufacturing	Layoff	03/21/21	78	
Tri-Cities	x	Smiths Detection, Inc.		Newark	Technology	Layoff	04/30/21	4	
Tri-Valley	x	Course at Wente Vineyards		Livermore	Entertainment	Temporary	07/10/20	48	
Tri-Valley	x	Cresta Blanca Golf, LLC		Livermore	Entertainment	Temporary	07/10/20	48	
Tri-Valley	x	Wente Bros., a California Corporation		Livermore	Entertainment	Layoff	07/10/20	331	
Tri-Valley	x	Wente Family Estates		Livermore	Entertainment	Temporary	07/10/20	249	
Tri-Valley	x	Wente Vineyards		Livermore	Food Services	Temporary	07/10/20	82	
Tri-Valley	x	Ross Café		Dublin	Food Services	Layoff	07/27/20	5	

ACWDB Layoff and Closure Weekly Report (Including COVID-19 Related Impacts)

July 1, 2020 – June 30, 2021

Month Ending: January 31, 2021

Tri-Valley		Akima Infrastructure Services (AIS), LLC		Livermore	Professional Services	Layoff	08/31/20	499	
Tri-Valley	x	Eurofins NSC US, Inc.		Livermore	Professional Services	Layoff	09/01/20	25	
Tri-Valley	x	Sur La Table		Dublin	Retail	Layoff	09/01/20	22	
Tri-Valley		Saba, a Subsidiary of Cornerstone OnDemand - Dublin Office		Dublin	Technology	Layoff	01/05/21	11	
Tri-Valley	x	Godiva Chocolatier, Inc.		Pleasanton	Food Services	Layoff	03/26/21	4	
Tri-Valley	x	Godiva Chocolatier, Inc.		Livermore	Food Services	Layoff	03/26/21	8	

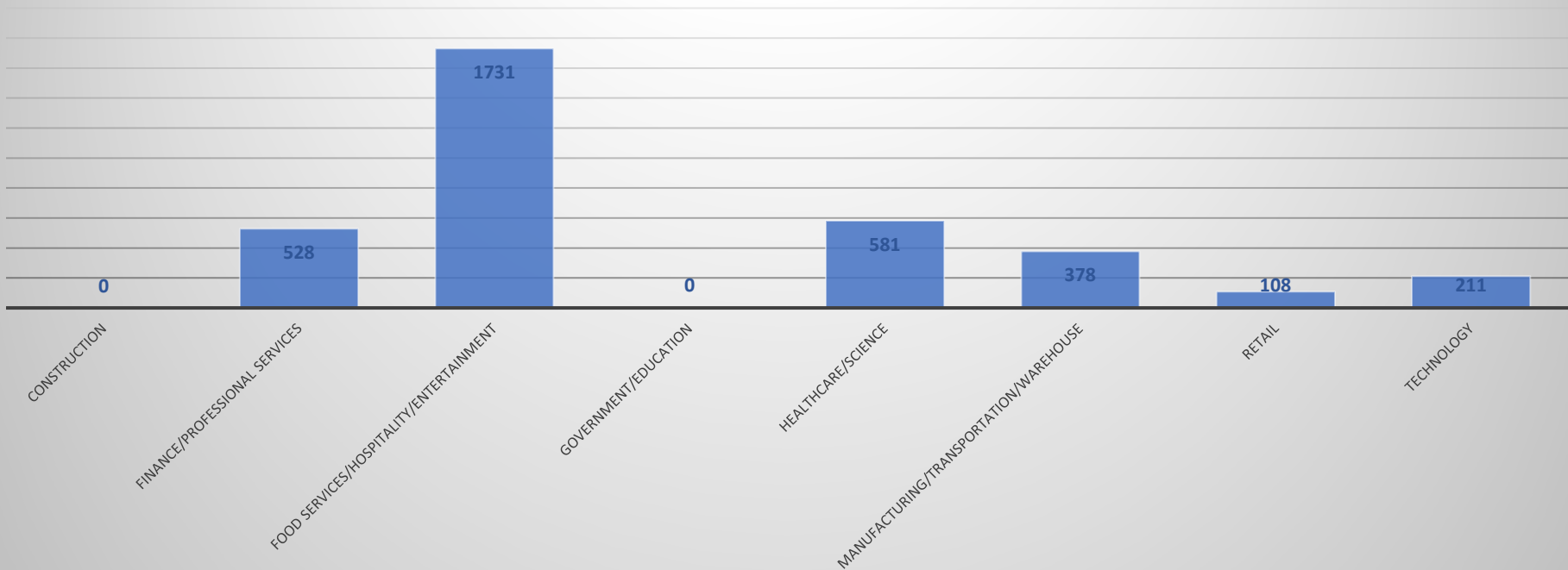
ACWDB Layoff and Closure Monthly Report (Including COVID-19 Related Impacts)

July 1, 2020 - June 30, 2021

Month Ending: January 31, 2021

Industry	Affected Workers
Construction	0
Finance/Professional Services	528
Food Services/Hospitality/Entertainment	1731
Government/Education	0
Healthcare/Science	581
Manufacturing/Transportation/Warehouse	378
Retail	108
Technology	211
Grand Total	3537

Cumulative Number of Affected Workers July 1, 2020 - January 31, 2021



ACWDB Layoff and Closure Monthly Report (Including COVID-19 Related Impacts)

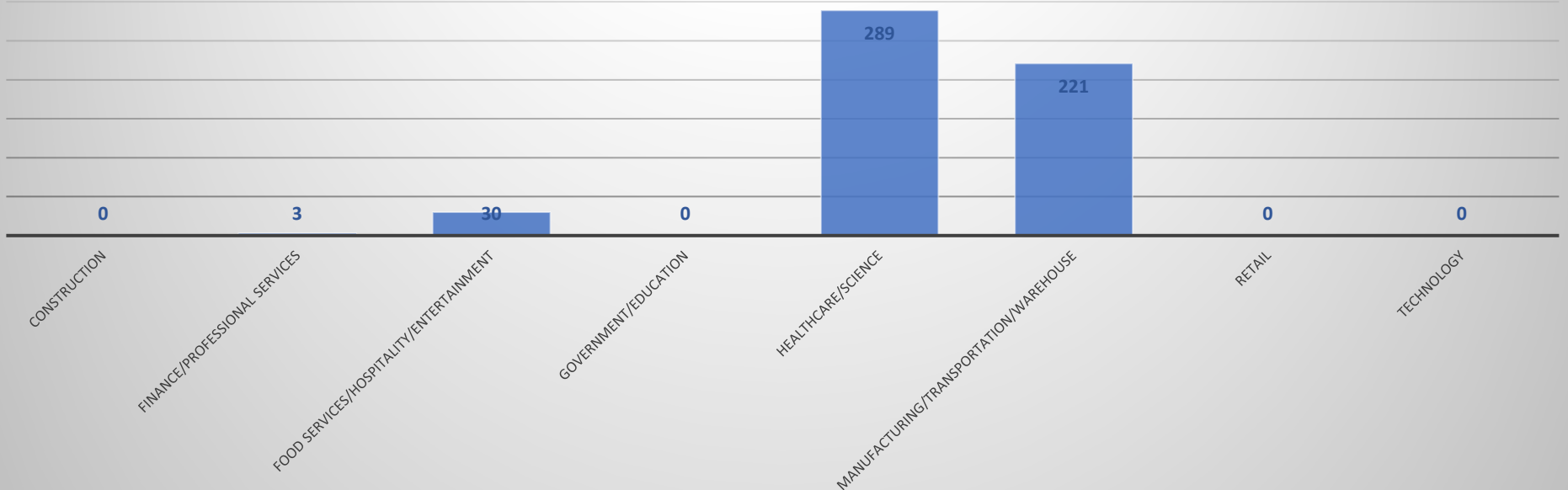
July 1, 2020 - June 30, 2021

Month Ending: January 31, 2021

EDEN RAPID RESPONSE

Industry	Affected Workers
Construction	0
Finance/Professional Services	3
Food Services/Hospitality/Entertainment	30
Government/Education	0
Healthcare/Science	289
Manufacturing/Transportation/Warehouse	221
Retail	0
Technology	0
Grand Total	543

Number of Affected Workers
July 1, 2020 - January 31, 2021



ACWDB Layoff and Closure Monthly Report (Including COVID-19 Related Impacts)

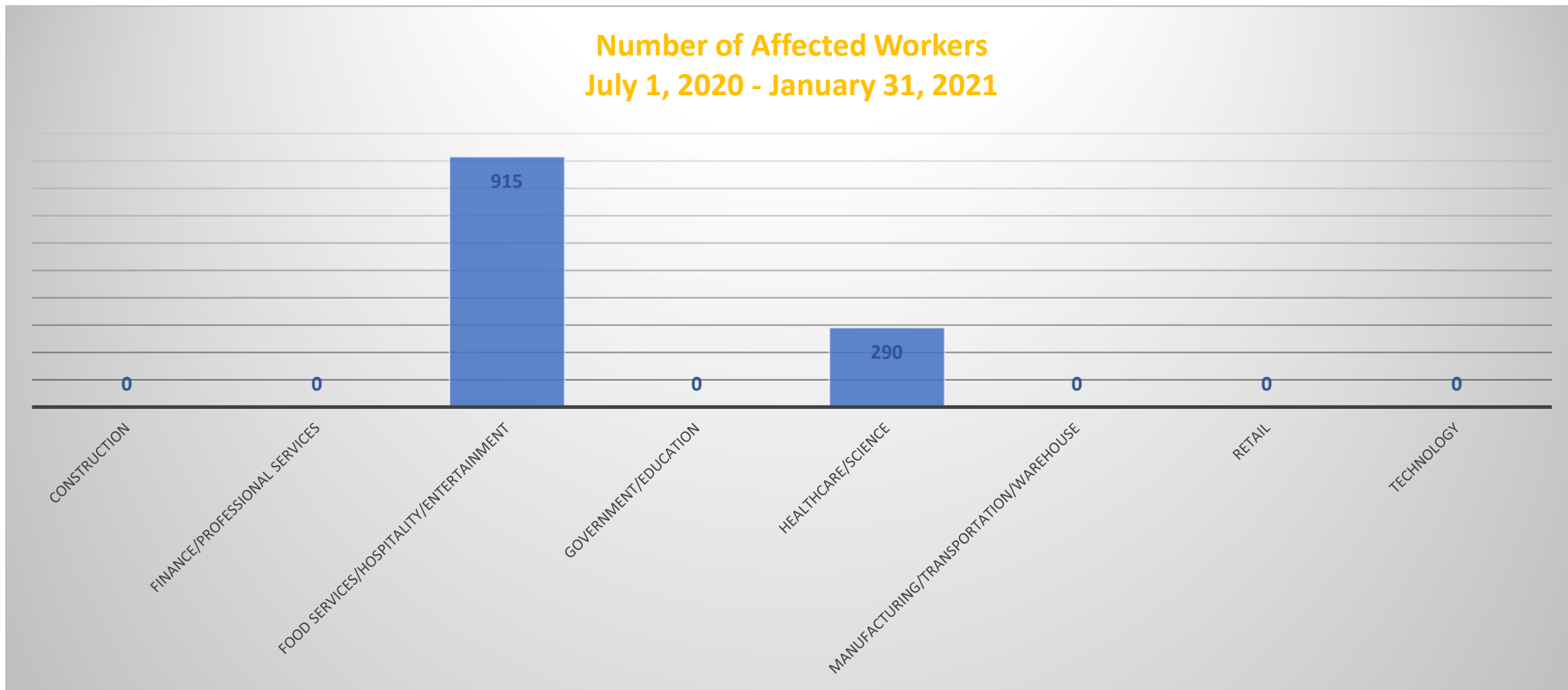
July 1, 2020 - June 30, 2021

Month Ending: January 31, 2021

NORTH CITIES RAPID RESPONSE

Industry	Affected Workers
Construction	0
Finance/Professional Services	0
Food Services/Hospitality/Entertainment	915
Government/Education	0
Healthcare/Science	290
Manufacturing/Transportation/Warehouse	0
Retail	0
Technology	0
Grand Total	1205

Number of Affected Workers
July 1, 2020 - January 31, 2021

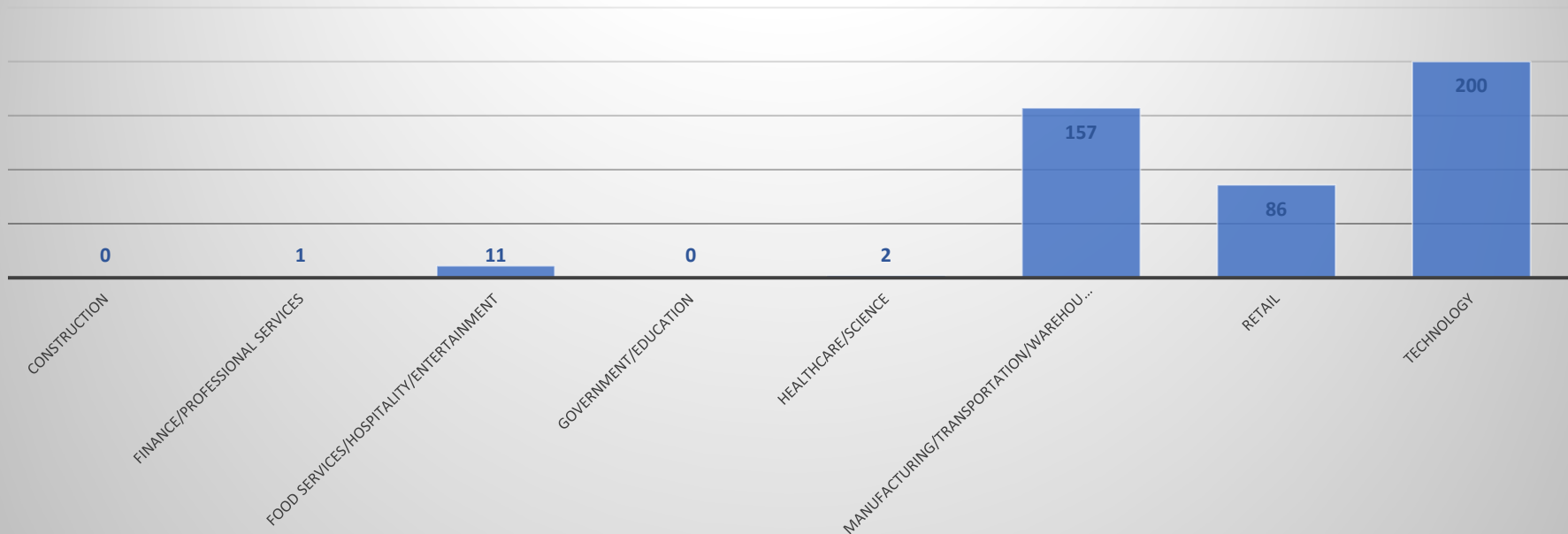


ACWDB Layoff and Closure Monthly Report (Including COVID-19 Related Impacts)
July 1, 2020 - June 30, 2021
Month Ending: January 31, 2021

TRI-CITIES RAPID RESPONSE

Industry	Affected Workers
Construction	0
Finance/Professional Services	1
Food Services/Hospitality/Entertainment	11
Government/Education	0
Healthcare/Science	2
Manufacturing/Transportation/Warehouse	157
Retail	86
Technology	200
Grand Total	457

Number of Affected Workers
July 1, 2020 - January 31, 2021



ACWDB Layoff and Closure Monthly Report (Including COVID-19 Related Impacts)

July 1, 2020 - June 30, 2021

Month Ending: January 31, 2020

TRI-VALLEY RAPID RESPONSE

Industry	Affected Workers
Construction	0
Finance/Professional Services	524
Food Services/Hospitality/Entertainment	775
Government/Education	0
Healthcare/Science	0
Manufacturing/Transportation/Warehouse	0
Retail	22
Technology	11
Grand Total	1332

Number of Affected Workers
July 1, 2020 - January 31, 2021

