

**ALAMEDA COUNTY WORKFORCE DEVELOPMENT BOARD (WDB)
YOUTH COMMITTEE (YC)**

**MEETING NOTICE
Monday, November 5, 2018
1:00 P.M. – 3:00 P.M.
Eden Area Multi Service Center
California Poppy Rooms A/B (# 225/226)
24100 Amador Street, 2nd Floor
Hayward, CA 94544**

AGENDA

	PAGE
I. CALL TO ORDER AND ROLL CALL	
II. PUBLIC FORUM The public can address the Committee on issues other than those on the agenda. Members of the public who wish to address the Committee on published issues should do so at the time the agenda item is being discussed.	
III. PRESENTATION – Hayward Adult School Youth Enrichment Services Program Highlights 2018 - Hector Topete, Co-Director	
IV. ACTION ITEM / PUBLIC HEARING A. Youth Committee Meeting Calendar for 2019	1
V. DISCUSSION ITEMS A. Local Area Performance Goals for PY 2018/2019 and PY 2019/2020 B. Improving Youth Credential Attainment Rates	2 4
VI. REPORTS A. Youth Local Area Performance Report B. Youth Contract Performance Indicators Reports	6 8
VII. INFORMATION ITEMS A. Fourth Annual Advanced Manufacturing Day at Chabot College	16
VIII. MATTERS INITIATED BY COMMITTEE MEMBERS	
IX. ANNOUNCEMENTS	

COMMITTEE MEMBERS: Alexandria Baker (Chair); Lisa Meza (Vice-Chair); Faith Battles; Jeff Bowser; Eric Darby; Gana Eason; Linda Evans; Elizabeth Lockerbie; Kathy Mello; Larry Nichols, Raquel Ramsey-Shelton

THIS IS AN OPEN MEETING. ALL WDB MEMBERS ARE ENCOURAGED TO ATTEND

WDB members who are not Committee members but are planning to attend may call Josephine Zaraspe at (510) 259-3836 to request the material that will be discussed at this meeting.

These WIOA Title I financially assisted programs or activities are “Equal Opportunity Employer/Programs”.

Auxiliary aids and services are available upon request to individuals with disabilities

If you require special accommodation due to a disability, please call Josephine Zaraspe, at least 72 hours in advance.

NEXT YOUTH COMMITTEE MEETING IS FEBRUARY 11, 2019

ITEM IV.A. – ACTION / PUBLIC HEARING

YOUTH COMMITTEE (YC)
MEETING CALENDAR FOR 2019

RECOMMENDATION:

That the Alameda County Workforce Development Board’s (ACWDB) Youth Committee (YC) Committee consider and approve the meeting dates, times and places listed below for the 2019 calendar year.

BACKGROUND:

The Bylaws state under Section 4.4.2 Regular Meetings of Standing Committees that:

“Each committee shall set the date, time, and place of regular meetings by resolution and shall state the date, time, and place of each meeting in the agenda to be posted for that meeting”.

In order to secure adequate meeting space, notice the public, and to allow ACWDB staff an opportunity to plan in advance with the Chair, staff recommends that the YC Committee consider the following meeting dates and times as listed below. As the meeting dates approach, if there are no items for the Committee, staff will confer with the Chair, then provide adequate notification of cancellation.

<u>DATES</u>	<u>TIME</u>
February 11, 2019	1:00 – 3:00 PM
April 8, 2019	1:00 – 3:00 PM
August 12, 2019	1:00 – 3:00 PM
November 4, 2019	1:00 – 3:00 PM

All meetings are located at the Eden Area Multi Service Center, (24100 Amador Street, 2nd Floor, California Poppy Conference Room, A&B, Hayward, CA).

For further information, contact Deidra Perry, Program Financial Specialist at (510) 259-3827 or email at deperry@acgov.org.

ITEM V.A. – DISCUSSION

LOCAL AREA PERFORMANCE GOALS FOR PY 2018/2019 and PY 2019/2020

BACKGROUND:

On September 5, 2018, the State issued a new Workforce Services Draft Directive mandating that Local Areas to engage in Performance Negotiations on a regional basis prior to September 30, 2018. The Draft Directive remained open for comment through October 5, 2018.

Under the Workforce Innovation and Opportunity Act (WIOA), the State of California has designated Regional Planning Units (RPUs) comprised of multiple Local Area Boards. The ACWDB is a member of the EASTBAY *Works* RPU (RPU 6) which includes Contra Costa County, City of Oakland, and City of Richmond Workforce Boards. The California Workforce Development Board (CWDB) required RPUs throughout the state to propose regional goals for Measurable Skill Gains (MSG). MSG are intended to allow Local Areas to capture progress towards credential attainment and count it towards positive outcomes experienced by WIOA participants.

ACWDB staff generated a proposal for Local Area Performance Goals based on past performance levels, State performance goals, WIOA-required continuous improvement, and predictive reports available in the CalJOBS system.

Due to the State's rigorous deadlines, staff did not have the opportunity to present these proposals to the Organizational Effectiveness (OE) Committee nor the full Board. After negotiations – which were held on Monday, October 1, 2018, the State of California and ACWDB staff reached a verbal agreement on Local Area Performance levels. However, at the time this item was being drafted, written confirmation had not yet been provided by the California Workforce Development Board (CWDB).

Staff would like to review these goals with the Youth Committee for background knowledge and to keep the committee informed. This item will be taken to the OE Committee for approval at the November 7, 2018 meeting.

Please refer to attachment V.A.1. for a summary of the Local Area Performance goals for PY 2018/2019 and 2019/2020.

Questions may be directed to the attention of Michele G. Garcia, MIS Administrator. Michele may be reached at (510) 259-3802 or by email at mggarcia@acgov.org.

ATTACHMENTS:

V.A.1. – Local Area Performance Goals PY18-19 and PY19-20

V.A.1 - Local Area Performance Negotiations

ALAMEDA COUNTY WORKFORCE DEVELOPMENT BOARD

WIOA Negotiated/Approved Local Area Performance Goals PY 2018/2019 and 2019/2020

PY 2018/2019 Negotiated Performance Goals				
Adult/Dislocated Worker Measures	Adults	Dislocated Workers	Youth	Youth Measures
Employment Rate @ 2 nd Quarter Post Exit	66.00%	72.00%	61.50%	Employment/Education Rate @ 2 nd Quarter Post Exit
Employment Rate @ 4 th Quarter Post Exit	65.00%	70.00%	62.00%	Employment/Education Rate @ 4 th Quarter Post Exit
Median Earnings @ 2 nd Quarter Post Exit	\$5,500	\$7,700	BASELINE	Median Earnings
Credential Attainment by 4 th Quarter Post Exit	61.00%	57.00%	53.00%	Credential Attainment by 4 th Quarter Post Exit
EAST BAY REGIONAL PLANNING UNIT (RPU) PY 2018/2019				
Measurable Skill Gains	26.39%	18.59%	30.77%	Measurable Skill Gains

PY 2019/2020 Negotiated Performance Goals				
Adult/Dislocated Worker Measures	Adults	Dislocated Workers	Youth	Youth Measures
Employment Rate @ 2 nd Quarter Post Exit	66.50%	72.50%	62.00%	Employment/Education Rate @ 2 nd Quarter Post Exit
Employment Rate @ 4 th Quarter Post Exit	65.50%	70.50%	62.50%	Employment/Education Rate @ 4 th Quarter Post Exit
Median Earnings @ 2 nd Quarter Post Exit	\$5,700	\$8,000	BASELINE	Median Earnings
Credential Attainment by 4 th Quarter Post Exit	61.50%	58.00%	54.00%	Credential Attainment by 4 th Quarter Post Exit
EAST BAY REGIONAL PLANNING UNIT (RPU) PY 2019/2020				
Measurable Skill Gains	26.89%	19.09%	31.27%	Measurable Skill Gains

ITEM V.B. – DISCUSSION

IMPROVING YOUTH CREDENTIAL ATTAINMENT RATES

BACKGROUND:

This item is intended to provide the Youth Committee (YC) members with information and an opportunity to discuss strategies for improving credential attainment rates for Workforce Innovation and Opportunity Act (WIOA) Youth Service Providers.

Credential attainment rates are calculated using the following formula:

Numerator: The number of youth participants who reported credential attainment by the 4th quarter, post-exit from WIOA services

Denominator: The number of youth participants who were enrolled in specific training activities during participation in WIOA-funded services

Credential attainment rates are reflected in the Local Area Performance Reports Quarterly Summary. The last publication of this data is reflective of performance measures and attainments that were in place under the Workforce Investment Act of 1998 (WIA). WIA was the federal workforce legislation in place before reauthorization resulted in the WIOA of 2014. Under WIA the performance measure that most closely related to WIOA's Credential Attainment Rate measure was Degree/Certificate Attainment – which under WIA applied only to youth participants. As a Local Area, ACWDB's performance in this area was below target goals.

Measure	Fund Stream	Goals	Actuals	Num/Den
Degree/Certificate Attainment (10/1/2016 – 9/30/2017)	WIOA Youth (16 – 24 years)	51.5%	10.81%	20 / 185

This data is representative of youth participants who were exited from WIA/WIOA funded services between 10/1/2016 and 9/30/2017. Attainments had to be reported in the CalJOBS system to be counted toward this measure.

CHALLENGES THAT MAY HAVE CONTRIBUTED TO LOW PERFORMANCE ATTAINMENTS IN THE PAST:

1. The state's inability to provide clarification regarding which training enrollment activities would place a WIOA youth participant in the denominator of this measure;
2. The WIA/WIOA mandate to serve youth with barriers to obtaining employment and/or completing an educational program;
3. Ability of case-managers to maintain contact with former participants for a full year after they exit from the program;
4. Fewer vendors on the Eligible Training Provider List (ETPL);
5. Lack of cohesive partnerships with other service providers and sector specific training organizations.

IDEAS TO ADDRESS THESE CHALLENGES AND IMPROVE PERFORMANCE IN THE FUTURE:

1. Research best practices that are utilized by other workforce boards and youth serving organizations;
2. Identify existing opportunities that are available through the adult schools, community colleges and sector-focused training organizations;
3. Collaborate and strategize with current providers on existing programs and services that can be adapted/integrated into industry recognized credentials;
4. Identify resources within California Workforce Association's (CWA) Training Institute for capacity building, professional development, and technical assistance.

For further information, contact Deidra Perry, Program Financial Specialist at (510) 259-3827 or email at deperry@acgov.org.

ITEM VI.A. – REPORTS

YOUTH LOCAL AREA PERFORMANCE REPORTS **PY 2018/2019; 1st Quarter; 7/1/2018 through 9/30/2018**

BACKGROUND:

Local Area Performance is negotiated with the California Workforce Development Board biennially. The Alameda County Workforce Development Board (ACWDB) has recently completed negotiations for Program Years 2018/2019 and 2019/2020. New Local Area Performance measures and goals are being presented to the Youth Committee through a Discussion Item on the November 5th, 2018 agenda.

Local Area Performance reports published through the State of California’s CalJOBS system still reflect Workforce Investment Act (WIA) performance measures and goals, but ACWDB staff have included annotations to reflect how those measures translate to Workforce Innovation and Opportunity Act (WIOA).

The Local Area Performance Measures, Goals, and actual performance attainments are not evaluated in “real time”. There is a minimum nine-month look back at participants who completed WIA/WIOA funded services.

ANALYSIS OF REPORTS:

ACWDB continues to exceed Retention Rate Goals for both Older and Younger Youth. However, Youth Service Providers continue to struggle with Degree/Certificate Attainments and Literacy/Numeracy Gains. ACWDB staff are continuing to work with Youth Service Providers to develop strategies that should improve attainments in these areas. These strategies will be presented during the Youth Committee meeting as a Discussion Item. Additionally, with the expansion of Local Area Performance to include the Measurable Skills Gains (MSG), Local Areas will be able to capture completion of training milestones, skills progression, and academic credits earned in addition to Credential Attainment and Literacy/Numeracy Gains.

Please contact Michele G. Garcia, MIS Administrator if you have any questions regarding Local Area Performance Reports. You can reach Michele at (510) 259-3802 or by email at mggarcia@acgov.org.

ATTACHMENT

VI.A.1. – REPORT Local Area Performance Youth 18-19 Q1

VIA.1. - LOCAL AREA PERFORMANCE REPORTS
WIOA CONNECTED & DISCONNECTED YOUTH
PY 2018/2019; Qtr 1 (7/1/2018 through 9/30/2018)

Report Period: PY 2018/2019; Quarter 1

Region/LWIA: Alameda County Workforce Development Board

Report Quarter End Date: 9/30/2018

Performance Items <small>(Time Period for Cumulative Performance)</small>	Program Group	Negotiated Goals	Cumulative 4-Quarter	
			Value	Numerator ----- Denominator
Total Participants <small>(10/1/2017 - 9/30/2018)</small>	Total Youth (16 - 24) Participants		533	
	Younger Youth (16 - 18)		346	
	Older Youth (19 - 24)		187	
	Out-of-School Youth		202	
	In-School Youth		197	
Total Exitters <small>(7/1/2017 - 6/30/2018)</small>	Total Youth (16 - 24) Exitters		384	
	Younger Youth (16 - 18)		239	
	Older Youth (19 - 24)		145	
	Out-of-School Youth		203	
	In-School Youth		133	
Placement in Employ or Educ <small>(1/1/2017 - 12/31/2017)</small> <small>(WIOA = Yth Placement Rate @ 2nd Qtr Post Exit)</small>	WIOA Youth (16 - 24)	60.0% <small>(WIOA=61.5%)</small>	60.37%	131 ----- 217
Degree/Certificate Attainment <small>(1/1/2017 - 12/31/2017)</small> <small>(WIOA = Credential Attainment Rate by 4th Qtr Post Exit)</small>	WIOA Youth (16 - 24)	51.5% <small>(WIOA=53.0%)</small>	12.50%	25 ----- 200
Literacy & Numeracy Gains <small>(10/1/2017 - 9/30/2018)</small>	WIOA Youth (16 - 24)	40.5% <small>(WIOA=N/A)</small>	9.77%	13 ----- 133
Youth Diploma or Equiv Rate <small>(7/1/2017 - 6/30/2018)</small>	WIOA Younger Youth (16 - 18)	N/A	10.10%	10 ----- 99
Entered Employment Rates <small>(1/1/2017 - 12/31/2017)</small>	WIOA Older Youth (19 - 24)	N/A	61.54%	56 ----- 91
Employment and Credential Rates <small>(1/1/2017 - 12/31/2017)</small>	WIOA Older Youth (19 - 24)	N/A	10.32%	13 ----- 126
Retention Rates <small>(7/1/2016 - 6/30/2017)</small> <small>(WIOA = Placement or Employment Rate @ 4th Qtr Post Exit)</small>	WIOA Older Youth (19 - 24)	N/A <small>(WIOA=62.0%)</small>	80.82%	59 ----- 73
	WIOA Younger Youth (16 - 18)	N/A <small>(WIOA=62.0%)</small>	57.29%	55 ----- 96
Average Earnings <small>(7/1/2016 - 6/30/2017)</small> <small>(WIOA = Median Earnings @ 2nd Qtr Post Exit)</small>	WIOA Older Youth (19 - 24)	"Baseline" No Goals this PY	\$ 4,414.49	\$317,843.53 ----- 72

€317,843.53

72

ITEM VI.B. – REPORTS

YOUTH CONTRACT PERFORMANCE INDICATORS REPORTS **PY 2018/2019; 1st Quarter; 7/1/2018 through 9/30/2018**

BACKGROUND:

Under the Workforce Innovation and Opportunity Act (WIOA) legislation, Local Area Performance Measures include, for all WIOA Formula populations (Adults and Dislocated Workers and Youth):

1. Employment Rate at 2nd Quarter After Exit (Employment or Placement for Youth)
2. Employment Rate at 4th Quarter After Exit (Employment or Placement for Youth)
3. Median Earnings at 2nd Quarter After Exit
4. Credential Attainment within 4 Quarters After Exit

NOTE: “Placement” for Youth performance (specifically as referenced in items 1 and 2 above), is defined as placement in Employment, Advanced Training, Post-Secondary Education; or the Military.

ANALYSIS OF REPORTS:

In-School Youth Innovation Program:

Beginning this program year, Soulciety will be the sole provider for the In-School Youth Innovation Program. Soulciety will serve primarily Eden Area In-School Youth, but will not be prohibited from serving In-School Youth from other sub-regions within Alameda County (excluding the city of Oakland).

Generally, the month of September marks the beginning of the academic year – and therefore, recruitment efforts will ensue resulting in enrollments by the second quarter of PY 2018/2019.

Out-of-School Youth/Young Adult Future Force Program:

The Alameda County Workforce Development Board (ACWDB) has contracted three youth service providers for the Youth/Young Adult Future Force Program:

- Hayward Adult School
Serving the Eden Area and unincorporated areas of Alameda County;
- Berkeley Youth Alternatives
Serving the North Cities area of Alameda County; and
- La Familia Counseling Services
Serving the Tri-Cities and Valley areas of Alameda County.

These three youth service providers are continuing their relationship with the ACWDB after having been contracted for youth services during the prior program year.

As a system, the Youth/Young Adult Future Force programs have attained 51.8% of their enrollment goal for this program year – which places these providers ahead of their target goals for the 1st quarter of PY 2018/2019.

Please contact Michele G. Garcia, MIS Administrator if you have any questions regarding Local Area Performance Reports. You can reach Michele at (510) 259-3802 or by email at mggarcia@acgov.org.

ATTACHMENT:

VI.B.1. – REPORT Youth CPIR PY18-19 Q1

VI.B.1. - REPORTS
YOUTH CONTRACT PERFORMANCE INDICATORS REPORT (CPIR)

Results-Based Accountability (RBA) Format

Alameda County Workforce Development Board (ACWDB)

AGGREGATE OF ALL ACWDB YOUTH PROVIDERS

PY 2018/2019; 1st QUARTER - JULY 01, 2018 THROUGH SEPTEMBER 30, 2018

BENCHMARKS	FUND SOURCE:			OUT-OF-SCHOOL		
	ACTUAL	GOAL ^①	% of GOAL	ACTUAL	GOAL ^①	% of GOAL
HOW MUCH DID WE DO?						
# OF NEW ENROLLMENTS (Full Enrollment by 4/30)	0	45	0.0%	58	112	51.8%
HOW WELL DID WE DO?						
% RECEIVED WORK-BASED LEARNING ACTIVITIES ^①	#DIV/0!	100.0%	#DIV/0!	63.3%	100.0%	63.3%
% RECEIVED SOFT-SKILLS/LEADERSHIP TRAINING ^②	#DIV/0!	100.0%	#DIV/0!	23.3%	100.0%	23.3%
IS ANYONE BETTER OFF?						
% YOUTH PLACEMENT ^③ (of closed cases)	#DIV/0!	61.0%	#DIV/0!	47.0%	61.0%	77.0%
% CREDENTIAL ATTAINMENT (of those enrolled in training)	#DIV/0!	50.0%	#DIV/0!	#DIV/0!	50.0%	#DIV/0!

① Work-Based Learning Activities (400-Summer Employment; 408-Internship; 409-Job Shadow; 425-Wk Exp Pd; 426-Wk Exp Unpd; 427-Intern Pd; 431-PreApprentice; 432-Apprentice; 433-Career Aware; 434-Career Explore; 437-PreApprent w/Occ Skills Trng)

② Soft Skills/Leadership = Activity 410-Leadership Development Services

③ Youth Placement = Placement in Employment, Education, Advanced Training, or the Military

"#DIV/0!" or "#REF!" = Insufficient data available to perform the calculation.

VI.B.1. - REPORTS
YOUTH CONTRACT PERFORMANCE INDICATORS REPORT (CPIR)
 Results-Based Accountability (RBA) Format

Alameda County Workforce Development Board (ACWDB)

SOULCIETY - Youth Innovations

PY 2018/2019; 1st QUARTER - JULY 01, 2018 THROUGH SEPTEMBER 30, 2018

FUND SOURCE:	IN - SCHOOL		
PERFORMANCE MEASURES	ACTUAL	GOAL ^①	% of GOAL
HOW MUCH DID WE DO?			
# OF NEW ENROLLMENTS (Full Enrollment by 4/30)	0	45	0.0%
HOW WELL DID WE DO?			
% RECEIVED WORK-BASED LEARNING ACTIVITIES ^①	#DIV/0!	100.0%	#DIV/0!
% RECEIVED SOFT-SKILLS/LEADERSHIP TRAINING ^②	#DIV/0!	100.0%	#DIV/0!
IS ANYONE BETTER OFF?			
% YOUTH PLACEMENT ^③ (of closed cases)	#DIV/0!	61.0%	#DIV/0!
% CREDENTIAL ATTAINMENT (of those enrolled in training)	#DIV/0!	50.0%	#DIV/0!

① Work-Based Learning Activities (400-Summer Employment; 408-Internship; 409-Job Shadow; 425-Wk Exp Pd; 426-Wk Exp Unpd; 427-Intern Pd; 431-PreApprentice; 432-Apprentice; 433-Career Aware; 434-Career Explore; 437-PreApprent w/Occ Skills Trng)

② Soft Skills/Leadership = Activity 410-Leadership Development Services

③ Youth Placement = Placement in Employment, Education, Advanced Training, or the Military

"#DIV/0!" or "#REF!" = Insufficient data available to perform the calculation.

VI.B.1. - REPORTS
YOUTH CONTRACT PERFORMANCE INDICATORS REPORT (CPIR)
 Results-Based Accountability (RBA) Format

Alameda County Workforce Development Board (ACWDB)
HAYWARD ADULT SCHOOL (HAS) - Future Force Career Program
 PY 2018/2019; 1st QUARTER - JULY 01, 2018 THROUGH SEPTEMBER 30, 2018

FUND SOURCE:	OUT-OF-SCHOOL		
PERFORMANCE MEASURES	ACTUAL	GOAL ^①	% of GOAL
HOW MUCH DID WE DO?			
# OF NEW ENROLLMENTS (Full Enrollment by 4/30)	25	60	41.7%
HOW WELL DID WE DO?			
% RECEIVED WORK-BASED LEARNING ACTIVITIES ^①	20.0%	100.0%	20.0%
% RECEIVED SOFT-SKILLS/LEADERSHIP TRAINING ^②	20.0%	100.0%	20.0%
IS ANYONE BETTER OFF?			
% YOUTH PLACEMENT ^③ (of closed cases)	100.0%	61.0%	163.9%
% CREDENTIAL ATTAINMENT (of those enrolled in training)	0.0%	50.0%	0.0%

① Work-Based Learning Activities (400-Summer Employment; 408-Internship; 409-Job Shadow; 425-Wk Exp Pd; 426-Wk Exp Unpd; 427-Intern Pd; 431-PreApprentice; 432-Apprentice; 433-Career Aware; 434-Career Explore; 437-PreApprent w/Occ Skills Trng)

② Soft Skills/Leadership = Activity 410-Leadership Development Services

③ Youth Placement = Placement in Employment, Education, Advanced Training, or the Military

"#DIV/0!" or "#REF!" = Insufficient data available to perform the calculation.

VI.B.1. - REPORTS
YOUTH CONTRACT PERFORMANCE INDICATORS REPORT (CPIR)
 Results-Based Accountability (RBA) Format

Alameda County Workforce Development Board (ACWDB)
BERKELEY YOUTH ALTERNATIVES (BYA) - Future Force Career Program
 PY 2018/2019; 1st QUARTER - JULY 01, 2018 THROUGH SEPTEMBER 30, 2018

FUND SOURCE:	OUT-OF-SCHOOL		
PERFORMANCE MEASURES	ACTUAL	GOAL ^①	% of GOAL
HOW MUCH DID WE DO?			
# OF NEW ENROLLMENTS (Full Enrollment by 4/30)	10	52	19.2%
HOW WELL DID WE DO?			
% RECEIVED WORK-BASED LEARNING ACTIVITIES ^①	170.0%	100.0%	170.0%
% RECEIVED SOFT-SKILLS/LEADERSHIP TRAINING ^②	50.0%	100.0%	50.0%
IS ANYONE BETTER OFF?			
% YOUTH PLACEMENT ^③ (of closed cases)	40.9%	61.0%	67.1%
% CREDENTIAL ATTAINMENT (of those enrolled in training)	#DIV/0!	50.0%	#DIV/0!

① Work-Based Learning Activities (400-Summer Employment; 408-Internship; 409-Job Shadow; 425-Wk Exp Pd; 426-Wk Exp Unpd; 427-Intern Pd; 431-PreApprentice; 432-Apprentice; 433-Career Aware; 434-Career Explore; 437-PreApprent w/Occ Skills Trng)

② Soft Skills/Leadership = Activity 410-Leadership Development Services

③ Youth Placement = Placement in Employment, Education, Advanced Training, or the Military

"#DIV/0!" or "#REF!" = Insufficient data available to perform the calculation.

VI.B.1. - REPORTS
YOUTH CONTRACT PERFORMANCE INDICATORS REPORT (CPIR)
 Results-Based Accountability (RBA) Format

Alameda County Workforce Development Board (ACWDB)
LA FAMILIA - Future Force Career Program
 PY 2018/2019; 1st QUARTER - JULY 01, 2018 THROUGH SEPTEMBER 30, 2018

FUND SOURCE:	OUT-OF-SCHOOL					
Sub Region:	Tri-Cities (YOT)			Valley (YOV)		
PERFORMANCE MEASURES	ACTUAL	GOAL ^①	% of GOAL	ACTUAL	GOAL ^①	% of GOAL
HOW MUCH DID WE DO?						
# OF NEW ENROLLMENTS (Full Enrollment by 4/30)	21	35	60.0%	2	20	10.0%
HOW WELL DID WE DO?						
% RECEIVED WORK-BASED LEARNING ACTIVITIES ^①	14.3%	100.0%	14.3%	0.0%	100.0%	0.0%
% RECEIVED SOFT-SKILLS/LEADERSHIP TRAINING ^②	0.0%	100.0%	0.0%	0.0%	100.0%	0.0%
IS ANYONE BETTER OFF?						
% YOUTH PLACEMENT ^③ (of closed cases)	0.0%	61.0%	0.0%	33.3%	61.0%	54.6%
% CREDENTIAL ATTAINMENT (of those enrolled in training)	#DIV/0!	50.0%	#DIV/0!	#DIV/0!	50.0%	#DIV/0!

① Work-Based Learning Activities (400-Summer Employment; 408-Internship; 409-Job Shadow; 425-Wk Exp Pd; 426-Wk Exp Unpd;

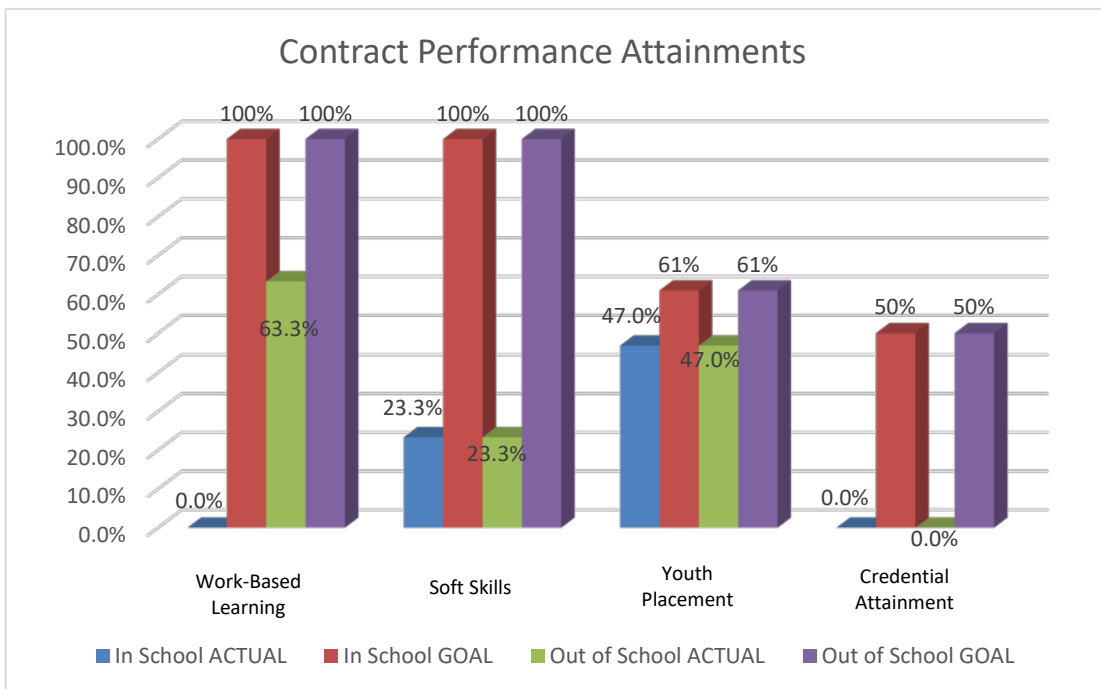
② Soft Skills/Leadership = Activity 410-Leadership Development Services

③ Youth Placement = Placement in Employment, Education, Advanced Training, or the Military

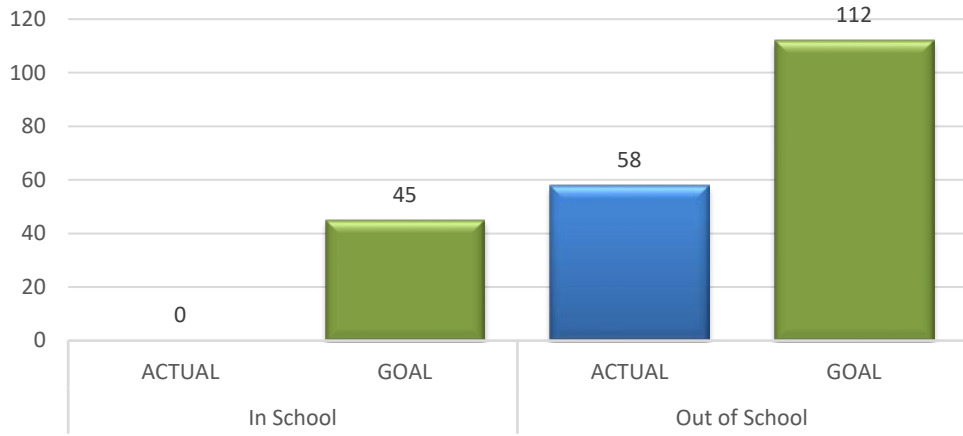
"#DIV/0!" or "#REF!" = Insufficient data available to perform the calculation.

Performance Categories	In School		Out of School	
	ACTUAL	GOAL	ACTUAL	GOAL
New Enrollments	0	45	58	112

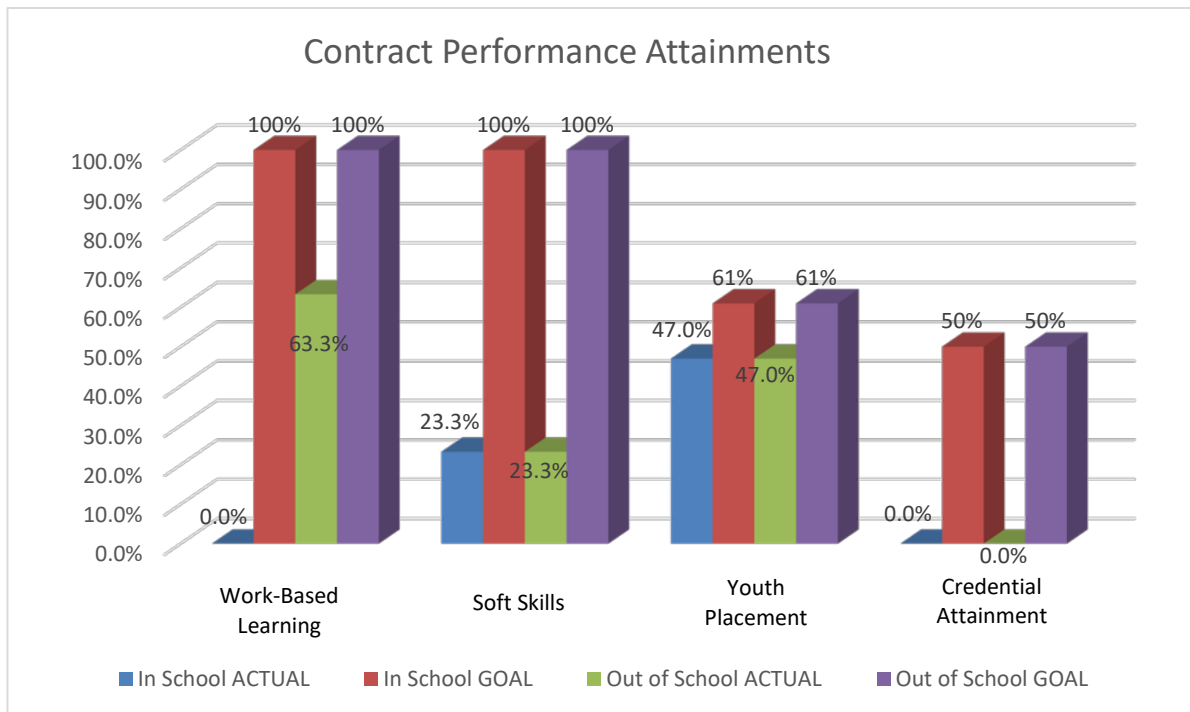
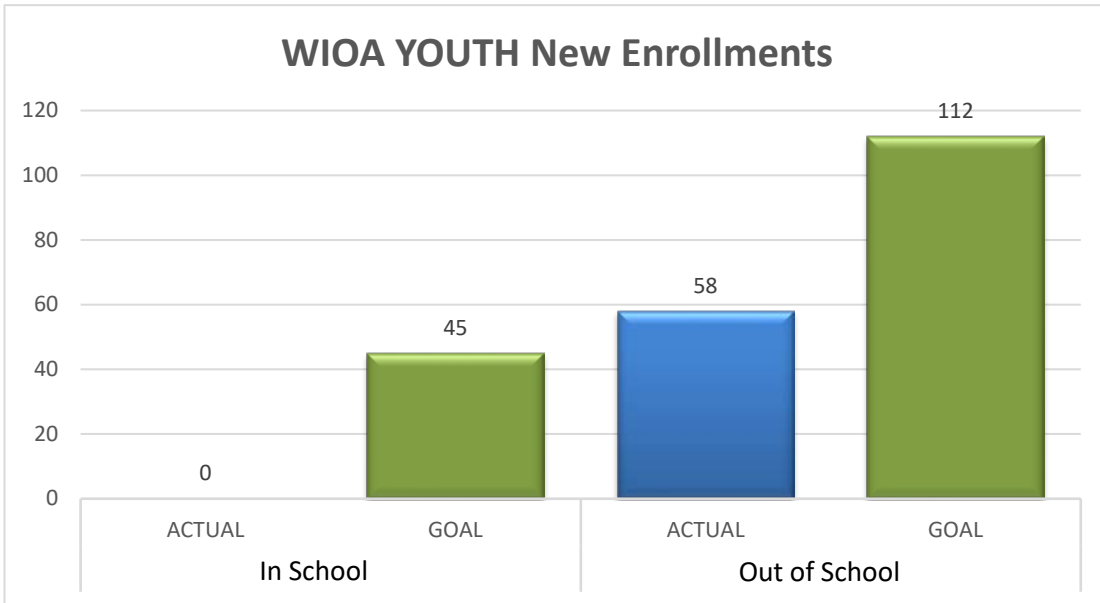
Performance Categories	In School		Out of School	
	ACTUAL	GOAL	ACTUAL	GOAL
Work-Based Learning	#DIV/0!	100%	63.3%	100%
Soft Skills	23.3%	100%	23.3%	100%
Youth Placement	47.0%	61%	47.0%	61%
Credential Attainment	#DIV/0!	50%	#DIV/0!	50%



WIOA YOUTH New Enrollments



VI.B.1. - REPORTS
YOUTH CONTRACT PERFORMANCE INDICATORS REPORT (CPIR)
 AGGREGATE OF ALL ACWDB YOUTH PROVIDERS
 PY 2018/2019; 1st QUARTER - JULY 01, 2018 THROUGH SEPTEMBER 30, 2018



New Enrollments

YIE	0
YOE	25
YON	10
YOT	21
YOV	2
Total:	58

	#	%	#	%
YIE	0	#DIV/0!	0	#DIV/0!
YOE	5	20.0%	5	20.0%
YON	17	170.0%	5	50.0%
YOT	3	14.3%	0	0.0%
YOV	0	0.0%	0	0.0%
Total:	25	#DIV/0!	10	#DIV/0!

Of closed cases

	Closures	Yth Plcmnt	%
YIE	0	0	#DIV/0!
YOE	1	1	100%
YON	22	9	41%
YOT	3	0	0%
YOV	3	1	33%
Total:	29	11	38%

	In Trng	Cred Attain	%
YIE	0	0	#DIV/0!
YOE	1	0	0%
YON	0	0	#DIV/0!
YOT	0	0	#DIV/0!
YOV	0	0	#DIV/0!
Total:	1	0	0%

"#DIV/0!" And "#REF!" are both indications that there was not data sufficient to perform the calcula

CONTRACT PERFORMANCE INDICATORS REPORT - YOUTH

PY 2018/2019; Qtr 1

7/1/2018 through 9/30/2018

			A	B	C	D	E	F
			OUT-OF-SCHOOL				IN-SCHOOL	TOTALS
			YOE	YON	YOT	YOY	YIE	
			Hayward Center for Edu & Careers	Berkeley Youth Alternatives	La Familia Tri-Cities	La Familia Valley	Souciety In-School TOTAL	ACWDB In-School & Out-of-School TOTAL
1	ENROLLMENTS	Carry-Forward From PY 17-18	0	0	0	0	0	0
2		New Enrollments PY 18-19	25	10	21	2	0	58
3		TOTAL ENROLLMENTS	25	10	21	2	0	58
4		Contract Plan PY 18-19	60	52	35	20	45	212
5		% OF PLAN	41.7%	19.2%	60.0%	10.0%	0.0%	27.4%
6	WORK-BASED	Work-Based Learning Activities	20.0%	170.0%	14.3%	0.0%	#DIV/0!	#DIV/0!
7		Contract Plan PY 18/19	100.0%	100.0%	100.0%	100.0%	100.0%	100.0%
8		% OF PLAN	20.0%	170.0%	14.3%	0.0%	#DIV/0!	#DIV/0!
9	SOFT SKILLS	Soft Skills/ Leadership Training	20.0%	50.0%	0.0%	0.0%	#DIV/0!	#DIV/0!
10		Contract Plan PY 18/19	100.0%	100.0%	100.0%	100.0%	100.0%	100.0%
11		% OF PLAN	20.0%	50.0%	0.0%	0.0%	#DIV/0!	#DIV/0!
12	CLOSURES*	Carry-Forward From PY 17-18	0	0	0	0	0	0
13		New Closures PY 18/19	1	22	3	3	0	29
14		TOTAL CLOSURES	1	22	3	3	0	29
15	PLACEMENT	Youth Placement	1	9	0	1	0	11
16		Placement Rate	100.0%	40.9%	0.0%	33.3%	#DIV/0!	#DIV/0!
17		Contract Plan PY 17-18	61%	61%	61%	61%	61%	61%
18		% OF PLAN	163.9%	67.1%	0.0%	54.6%	#DIV/0!	#DIV/0!
19	CREDENTIALS	In Education or Training ①	1	0	0	0	0	1
20		Attained Diploma, Degree, Credential	0	0	0	0	0	0
21		Attainment Rate	0.0%	#DIV/0!	#DIV/0!	#DIV/0!	#DIV/0!	0.0%
22		Contract Plan PY 17-18	50%	50%	50%	50%	50%	50%
23		% OF PLAN	0.0%	#DIV/0!	#DIV/0!	#DIV/0!	#DIV/0!	0.0%

* CLOSURES are not Contract Performance Measures beginning in PY 2018/2019.

"#DIV/0!" or "#REF!" = Insufficient data available to perform the calculation.

① The individuals enrolled in training whose cases have been closed during the Program Year.

1 2 3 4 5	ENROLLMENTS	Carry-Forward	Over enrollments from the previous program year within procurement cycle.
		New Enrollments	New Enrollments beginning July 1
		TOTAL ENROLLMENTS	Total of the Carry-Forward plus the New Enrollments
		Contract Plan	Enrollment Plan based on contract. This plan is for the entire program year
		% OF PLAN	Current Performance (as of the date the report was generated)
6 7 8	WORK-BASED	Work-Based Learning Activities	% of enrolled participants enrolled in Work-Based Learning Activities.
		Contract Plan PY 18/19	Enrollment Plan based on contract. This plan is for the entire program year
		% OF PLAN	Current Performance (as of the date the report was generated)
9 10 11	SOFT SKILLS	Soft Skills/ Leadership Training	% of enrolled participants enrolled in Activity 410-Leadership Development Services.
		Contract Plan PY 18/19	Enrollment Plan based on contract. This plan is for the entire program year
		% OF PLAN	Current Performance (as of the date the report was generated)
12 13 14	CLOSURES	Carry-Forward From PY 16-17	Carry-Forward Closures from previous PY (not relevant for PY18/19)
		New Closures PY 17-18	Case Closures that occurred beginning July 1.
		TOTAL CLOSURES	Total Case Closures that occurred beginning July 1.
15 16 17 18	PLACEMENT	Youth Placement	Placement in employment, education, advanced training or the military @ the time of case closure.
		Placement Rate	Of all closed cases, the percentage of participants who met the youth placement definition referenced above
		Contract Plan PY 17-18	Youth Placement Plan based on Contract. This plan is for the entire program year.
		% OF PLAN	Current Performance (as of the date the report was generated)
19 20 21 22 23	CREDENTIALS	In Education or Training ①	Youth participants who were enrolled in activities 415, 416, 418, 421, 429, 430, and 432 during the PY - and whose cases were closed 7/1 or later.
		Attained Diploma, Degree, Credential	Youth participants who obtained a diploma, degree, or credential as reported at the time of case closure.
		Attainment Rate	% of Youth participants with closed cases who attained credentials as defined above.
		Contract Plan PY 17-18	Credential Attainment Plan based on Contract. This plan is for the entire PY.
		% OF PLAN	Current Performance (as of the date the report was generated)

"#DIV/0!" or "#REF!" = Insufficient data available to perform the calculation.

① The individuals enrolled in training whose cases have been closed during the Program Year.

YOUTH CONTRACT PERFORMANCE LEGENDYOEYONYOTYOVYIE

PY 2018/2019

NEW ENROLLMENTS (! 4 PY18/19 Yth New Enroll)

Detailed Reports / Individual Reports / Enrolled Individuals / By Region LWIA

Program = Title I - Workforce

Customer Group = Youth

Participation Date = 7/1 to end of Qtr

WORK-BASED LEARNING ACTIVITIES (! 5 PY18/19 Yth WBL)

Detailed Reports / Services Reports / Services Provided Individuals / List

Program: Title I - Workforce

Customer Group: Youth

Activities: 400, 408, 409, 425, 426, 427, 431, 432, 433, 434, 437

Actual Begin Date: 7/1 to end of Qtr

SOFT SKILLS / LEADERSHIP TRAINING (! 6 PY18/19 Yth Soft Skills)

Detailed Reports / Services Reports / Services Provided Individuals / List

Program: Title I - Workforce

Customer Group: Youth

Activities: 410

Actual Begin Date: 7/1 to end of Qtr

IN TRAINING (FOR CREDENTIAL ATTAINMENT/MSG) (! 7 PY18/19 Yth Trng/Cred)

Detailed Reports / Services Reports / Services Provided Individuals / List

Program: Title I - Workforce

Customer Group: Youth

Activities: 415, 416, 418, 421, 429, 430, 432

Actual End Date: 7/1 to end of Qtr

CLOSED CASES / YOUTH PLACEMENT / CREDENTIAL ATTAINMENT (! 8 PY18/19 Yth Cls):

Detailed Reports / Case Mngt Reports / Caseload / Case Closures Reportable Performance Indicators /

Report Type: Both

Program: Title I - Workforce

Customer Group: Youth

Actual Case Closure: 7/1 to end of Qtr

01 August 2018

ITEM VII.A. – INFORMATION

FOURTH ANNUAL ADVANCED MANUFACTURING DAY AT CHABOT COLLEGE

BACKGROUND:

National Manufacturing Day (MFG Day) is observed during the first week of October and is a nation-wide effort to expose youth to the various opportunities in manufacturing. Due to its rapidly growing effort, MFG Day, also referred to as Advanced Manufacturing Day has been extended throughout the month of October and November.

In support of MFG Day, many companies open their doors to its communities and local schools, allowing them to tour facilities and learn about production, design and operations. Local workforce boards, educational and economic development agencies host events or coordinate efforts with employers and organizations to create new energy around manufacturing and introducing advanced manufacturing to inspire the next generation of makers.

The Alameda County Workforce Development Board (ACWDB) has been an active participant in MFG Day for the past four years, hosting MFG Day events in Hayward in partnership with Alameda County Office of Education (ACOE), at the Hayward City Hall, and partnering with Ohlone College for their “Night of Science”.

The 2018 MFG Day included partnerships with several schools, including our continuation schools; Eden ROP, Hayward, San Leandro and San Lorenzo Unified School Districts as well as the Chambers for each city and Chabot College. After the students’ tour of a manufacturing company, they were bused to Chabot College to receive an overview of advanced manufacturing, treated to lunch, then given tours of two different Career Technical Education (CTE) labs.

Unique to this year’s effort is the inclusion of our local continuation/alternative education students from Lincoln, Royal Sunset and Brenkwitz schools, all in the Eden Area.

Manufacturing employers opened their door to these students to provide tours of their facilities and provide a firsthand experience on how modern manufacturing functions today.

These companies were:

- Northwood Design Partner – Union City
- McIntyre – San Leandro
- Santini Foods – San Lorenzo

Developing relationships with these companies will allow for continued outreach to provide ongoing experiences for these students such as:

- Guest speakers in the classroom
- Participation in Job/Career Fairs

- Workshops such as Interviewing Techniques
- Internships

MFG Day was held on Thursday, October 25th at Chabot College in Hayward. The entire event was from 8:30 a.m. – 2:00 p.m., and provided work-based learning experiences for 300 students all from our local school districts.

For more information, please contact Nancy Soto, Work-Based Learning Coordinator at (510) 259-3839 or by e-mail at nancy.soto@acgov.org.