



## March 2021 – Labor Market Highlights in Alameda County and East Bay

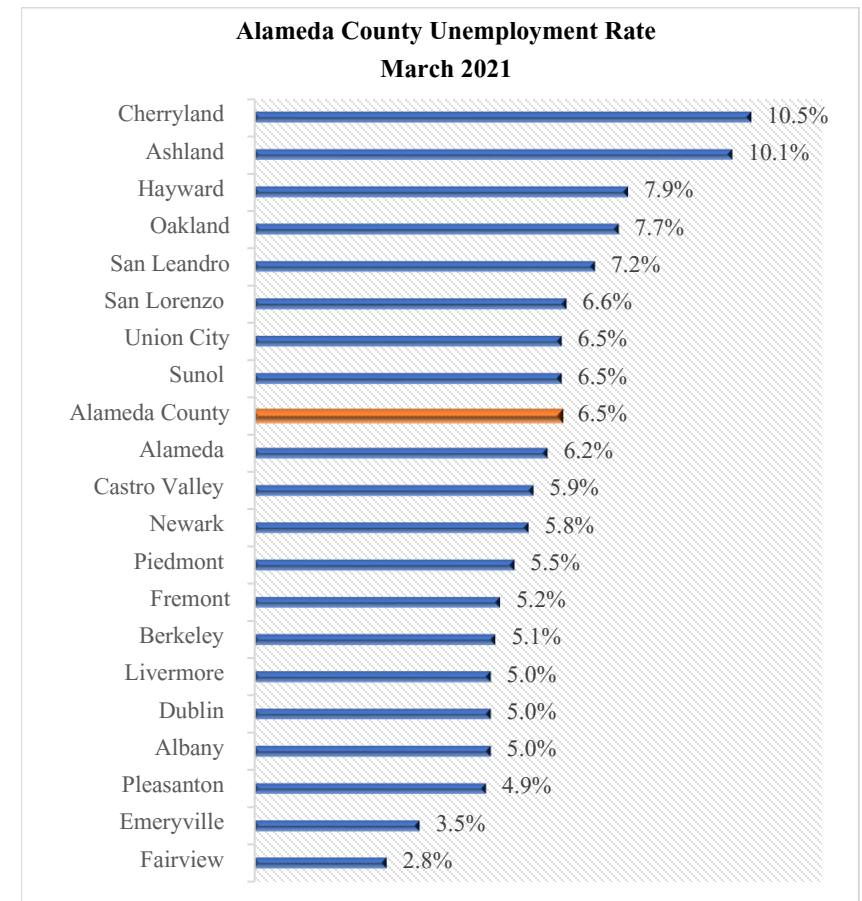
### LABOR FORCE

Alameda County had 804,600 people in its labor force (LF) in March 2021, which is approximately 5,100 less people in the LF from February 2021. Declining LF participation occurred in Alameda County’s larger to mid-sized cities, with Oakland losing 1,400 LF participants, Hayward losing 700 LF participants, Fremont losing 600 LF participants, and Berkeley losing 500 LF participants.

City or Place	March 2021 # in LF	February 2021 # in LF	Month-to-month LF change
Oakland	208,000	209,400	-1,400
Fremont	115,200	115,800	-600
Hayward	74,800	75,500	-700
Berkeley	58,700	59,200	-500
Livermore	45,600	45,800	-200
San Leandro	44,100	44,400	-300
Alameda	38,900	39,200	-300
Pleasanton	38,400	38,600	-200
Union City	35,000	35,200	-200
Dublin	31,200	31,500	-300
Castro Valley	29,900	30,100	-200
Newark	24,400	24,500	-100
San Lorenzo	12,100	12,100	0
Ashland	11,800	11,900	-100
Albany	9,300	9,300	0
Cherryland	7,100	7,200	-100
Emeryville	7,100	7,200	-100
Fairview	5,300	5,300	0
Piedmont	5,000	5,000	0
Sunol	400	388	12

### UNEMPLOYMENT RATE

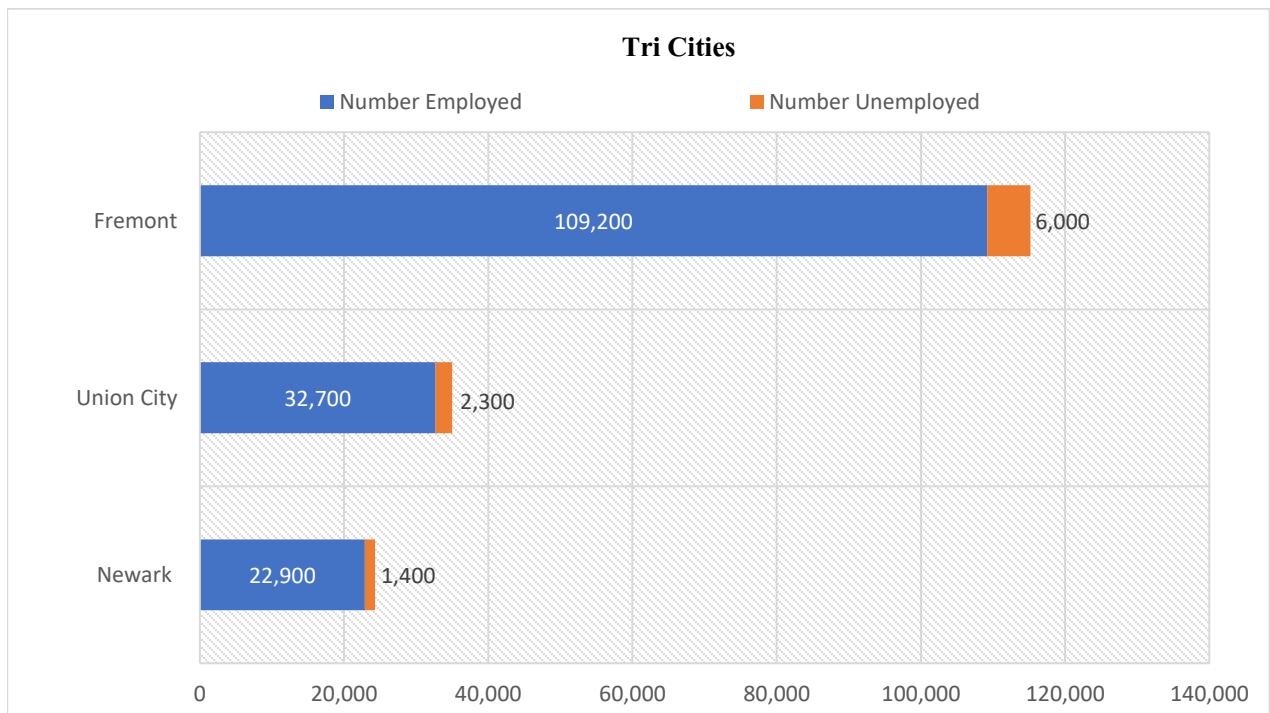
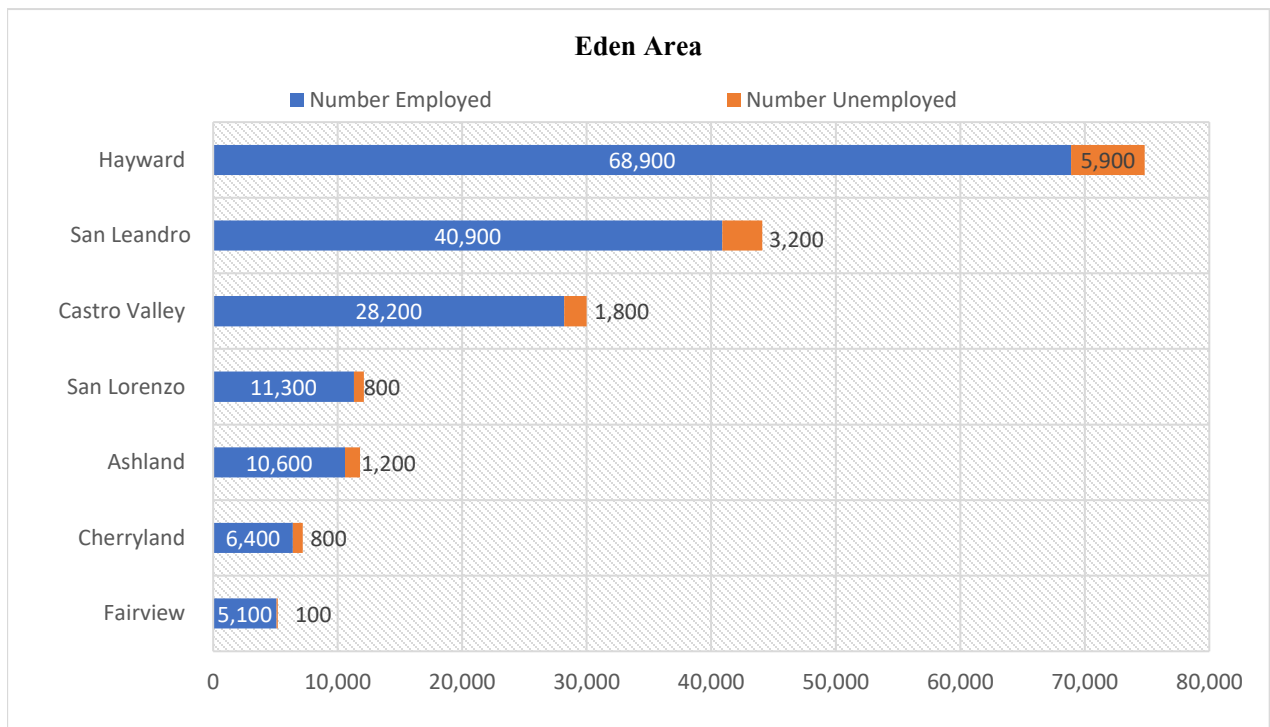
The unemployment rate in Alameda County decreased from 6.8 percent in February 2021 to 6.5 percent in March 2021.





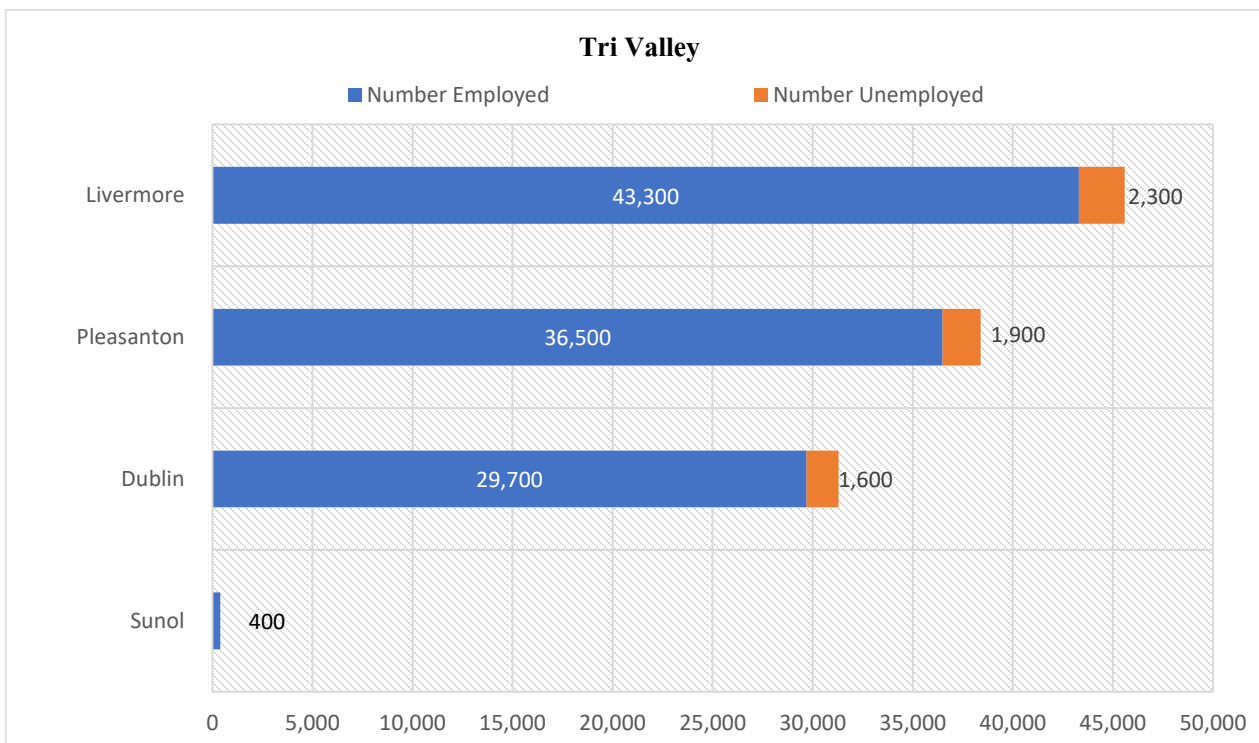
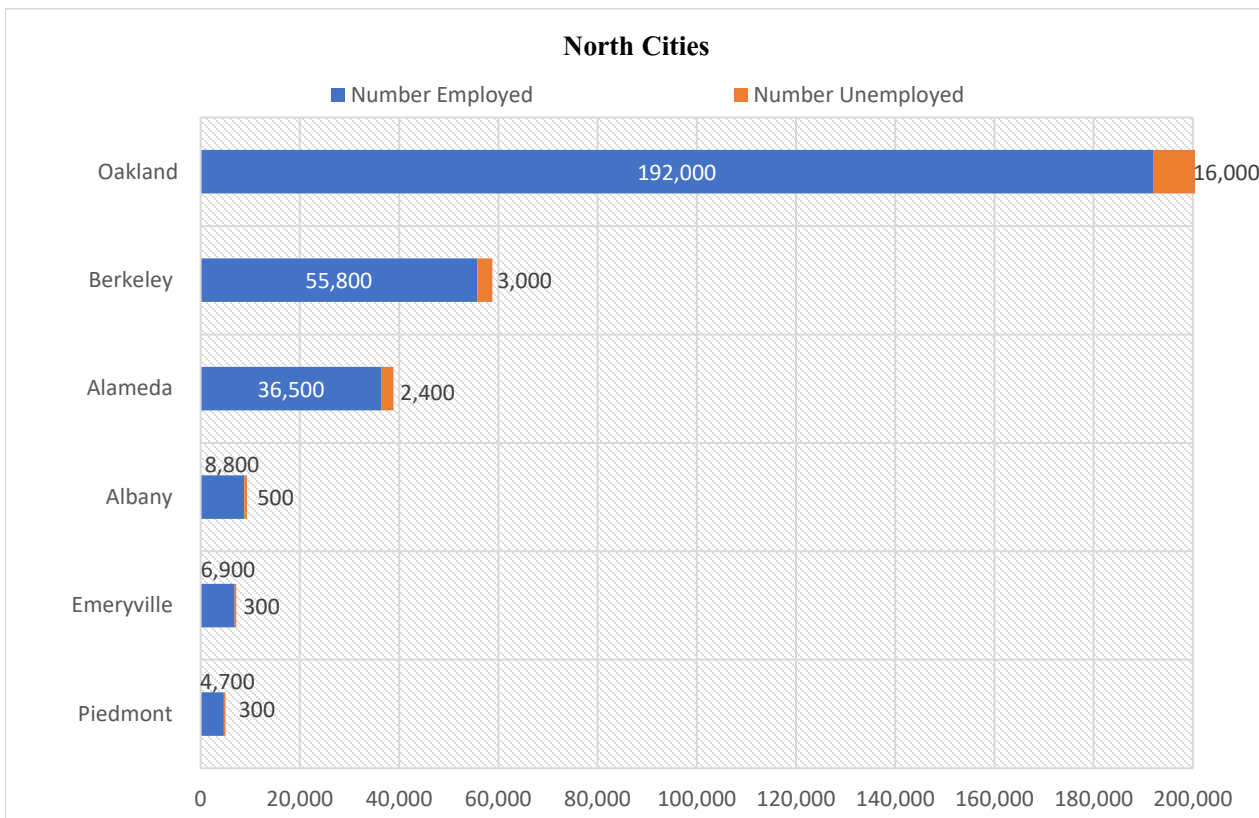
## March 2021 – Labor Market Highlights in Alameda County and East Bay

### NUMBER EMPLOYED AND NUMBER UNEMPLOYED IN ALAMEDA COUNTY’S SUB-REGIONS - MARCH 2021





### March 2021 – Labor Market Highlights in Alameda County and East Bay





## March 2021 – Labor Market Highlights in Alameda County and East Bay

### INDUSTRY EMPLOYMENT

#### Month-to-Month Employment Gains in the East Bay

Industry	Employment		
	February 2021	March 2021	Numerical Change
Administrative and Support Services	53,100	54,700	1,600
Social Assistance	57,600	59,000	1,400
Other Services	30,700	31,800	1,100
State Government Education	25,400	26,300	900
Arts, Entertainment, and Recreation	8,700	9,500	800
Merchant Wholesalers, Nondurable Goods	16,000	16,700	700
Services to Buildings and Dwellings	14,900	15,600	700
Personal and Laundry Services	7,200	7,800	600
Food Services and Drinking Places	59,900	60,300	400
Wholesale Trade	40,200	40,600	400
Architectural, Engineering, and Related Services	17,300	17,700	400
Local Government Education	54,300	54,600	300
Management of Companies and Enterprises	23,400	23,700	300
Employment Services	20,800	21,100	300
Repair and Maintenance	9,600	9,900	300
Religious, Grants, Civic, Professional and Like Organizations	13,900	14,100	200
Clothing and Clothing Accessories Stores	8,800	9,000	200
Hospitals	23,500	23,600	100
Insurance Carriers and Related	15,400	15,500	100
Building Foundation and Exterior Contractors	9,300	9,400	100
Accommodation	4,900	5,000	100
Telecommunications	4,300	4,400	100



## March 2021 – Labor Market Highlights in Alameda County and East Bay

### INDUSTRY EMPLOYMENT

#### Month-to-Month Employment Losses in the East Bay

Industry	Employment		
	February 2021	March 2021	Numerical Change
Ambulatory Health Care Services	70,600	69,100	-1,500
Specialty Trade Contractors	50,800	50,100	-700
Transportation & Warehousing	41,600	40,900	-700
Local Government Excluding Education	57,100	56,700	-400
Real Estate & Rental & Leasing	16,600	16,200	-400
General Merchandise Stores	17,500	17,200	-300
Special Districts plus Indian Tribes	16,200	15,900	-300
Construction of Buildings	16,000	15,700	-300
Merchant Wholesalers, Durable Goods	21,900	21,700	-200
Nursing & Residential Care Facilities	21,000	20,800	-200
Real Estate	13,100	12,900	-200
Residential Building Construction	10,700	10,500	-200
Heavy & Civil Engineering Construction	7,400	7,200	-200
County	25,300	25,200	-100
Computer Systems Design & Related Services	22,600	22,500	-100
Credit Intermediation & Related Activities	15,200	15,100	-100
Federal Government	13,500	13,400	-100
Federal Government excluding Department of Defense	13,100	13,000	-100
Couriers & Messengers	12,300	12,200	-100
Nonresidential Building Construction	5,300	5,200	-100
Sporting Goods, Hobby, Book & Music Stores	3,400	3,300	-100

Data Source for this Labor Market Highlight Report - California Employment Development Department

*Alameda County Workforce Development Board staff writer – Latoya Reed, Management Analyst*